

**C**

**Sediment Toxicity Testing Report**



*This page intentionally left blank.*

## ANALYTICAL REPORT

Job Number: 580-53253-3

Job Description: Red Devil Mine - 2014-2015

For:  
Ecology and Environment, Inc.  
Pacific Building  
720 Third Avenue  
Suite 1700  
Seattle, WA 98104  
Attention: Mark Longtine



Approved for release.  
Kristine D Allen  
Manager of Project Management  
12/22/2015 5:18 PM

---

Kristine D Allen, Manager of Project Management  
5755 8th Street East, Tacoma, WA, 98424  
(253)248-4970  
kristine.allen@testamericainc.com  
12/22/2015

cc: Sub contracting

TestAmerica Tacoma is a part of TestAmerica Laboratories, Inc.

This report is issued solely for the use of the person or company to whom it is addressed. Any use, copying or disclosure other than by the intended recipient is unauthorized. If you have received this report in error, please notify the sender immediately at 253-922-2310 and destroy this report immediately.

This report shall not be reproduced except in full, without prior express written approval by the laboratory. The results relate only to the item(s) tested and the sample(s) as received by the laboratory.

The results included in this report have been reviewed for compliance with the laboratory QA/QC plan and meet all requirements of NELAC. All data have been found to be compliant with laboratory protocol, with the exception of any items noted in the case narrative.

**TestAmerica Laboratories, Inc.**

TestAmerica Seattle 5755 8th Street East, Tacoma, WA 98424  
Tel (253) 922-2310 Fax (253) 922-5047 [www.testamericainc.com](http://www.testamericainc.com)



# Table of Contents

Cover Title Page .....	1
Data Summaries .....	3
Report Narrative .....	3
Sample Summary .....	4
Method Summary .....	5
Data Qualifiers .....	6
Certification Summary .....	7
Subcontracted Data .....	8
Shipping and Receiving Documents .....	184
Client Chain of Custody .....	185
Sample Receipt Checklist .....	216

**Job Narrative**  
**580-53253-3**

**Comments**

No additional comments.

**Receipt**

The samples were received on 9/12/2015 11:10 AM; the samples arrived in good condition, properly preserved and, where required, on ice. The temperatures of the 19 coolers at receipt time were 1.3° C, 1.4° C, 1.6° C, 1.7° C, 2.0° C, 2.1° C, 2.4° C, 2.7° C, 2.7° C, 2.9° C, 3.0° C, 3.1° C, 3.4° C, 3.6° C, 3.6° C, 3.9° C, 3.9° C and 4.0° C.

**Subcontract Work**

Method Toxicity - EPA 100.4 was subcontracted to Northwestern Aquatic Sciences. The subcontract laboratory certification is different from that of the facility issuing the final report.

## SAMPLE SUMMARY

Client: Ecology and Environment, Inc.

Job Number: 580-53253-3

<b>Lab Sample ID</b>	<b>Client Sample ID</b>	<b>Client Matrix</b>	<b>Date/Time Sampled</b>	<b>Date/Time Received</b>
580-53253-43	15KR082SD	Solid	09/02/2015 1111	09/11/2015 1711
580-53253-44	15KR083SD	Solid	09/02/2015 1320	09/11/2015 1711
580-53253-45	15KR084SD	Solid	09/05/2015 1616	09/11/2015 1711
580-53253-46	15KR085SD	Solid	09/02/2015 1700	09/11/2015 1711
580-53253-48	15KR087SD	Solid	09/02/2015 1825	09/11/2015 1711
580-53253-49	15KR088SD	Solid	09/02/2015 1900	09/11/2015 1711
580-53253-50	15KR089SD	Solid	09/06/2015 1330	09/11/2015 1711
580-53253-51	15KR090SD	Solid	09/03/2015 0944	09/11/2015 1711
580-53253-52	15KR091SD	Solid	09/06/2015 1730	09/11/2015 1711
580-53253-53	15KR092SD	Solid	09/03/2015 1140	09/11/2015 1711
580-53253-54	15KR093SD	Solid	09/06/2015 1930	09/11/2015 1711
580-53253-60	15KR099SD	Solid	09/05/2015 1050	09/11/2015 1711

## METHOD SUMMARY

Client: Ecology and Environment, Inc.

Job Number: 580-53253-3

<b>Description</b>	<b>Lab Location</b>	<b>Method</b>	<b>Preparation Method</b>
<b>Matrix: Solid</b>			
General Sub Contract Method	TAL SEA	Subcontract	

### Lab References:

TAL SEA = TestAmerica Seattle

### Method References:

## DATA REPORTING QUALIFIERS

Lab Section	Qualifier	Description
-------------	-----------	-------------

---



# Certification Summary

Client: Ecology and Environment, Inc.  
Project/Site: Red Devil Mine - 2014-2015

TestAmerica Job ID: 580-53253-3

Laboratory	Authority	Program	EPA Region	Certification ID
TestAmerica Seattle	Alaska (UST)	State Program	10	UST-022
TestAmerica Seattle	California	State Program	9	2901
TestAmerica Seattle	L-A-B	DoD ELAP		L2236
TestAmerica Seattle	L-A-B	ISO/IEC 17025		L2236
TestAmerica Seattle	Montana (UST)	State Program	8	N/A
TestAmerica Seattle	Oregon	NELAP	10	WA100007
TestAmerica Seattle	US Fish & Wildlife	Federal		LE058448-0
TestAmerica Seattle	USDA	Federal		P330-14-00126
TestAmerica Seattle	Washington	State Program	10	C553

Accreditation may not be offered or required for all methods and analytes reported in this package. Please contact your project manager for the laboratory's current list of certified methods and analytes.

**Report**

**of**

**Test No. 874-1**

**Assessment of Freshwater Sediments Using a 28-day Amphipod, *Hyalella azteca*, Sediment Bioassay as Part of the Kuskokwim River Sediment Characterization**

**Submitted to**

**Test America  
5755 8th Street East  
Tacoma, WA 98424**

**Prepared by**

**Northwestern Aquatic Sciences  
3814 Yaquina Bay Road  
P.O. Box 1437  
Newport, OR 97365**

**December 22, 2015**

## TOXICITY TEST REPORT

## TEST IDENTIFICATION

Test No.: 874-1Title: Toxicity of freshwater sediments using a 28-day Amphipod, *Hyalella azteca*, sediment bioassay as part of the Kuskokwim River Sediment Characterization.Protocol No.: NAS-XXX-HA4c, February 11, 2000. Revision 3 (4-26-05). Based on ASTM 2001 (Standard test methods for measuring the toxicity of sediment-associated contaminants with fresh water invertebrates, E1706-00), Am. Soc. Test. Mat., Phila., PA, and EPA Method 100.1 (Methods for measuring the toxicity and bioaccumulation of sediment-associated contaminants with freshwater invertebrates, EPA/600/R-99/064).

## STUDY MANAGEMENT

Study Sponsor: Test America, Inc., 5755 8th Street East, Tacoma, WA 98424Sponsor's Study Monitor: Ms. Kristine AllenTesting Laboratory: Northwestern Aquatic Sciences, P.O. Box 1437, Newport, OR 97365Test Location: Newport laboratoryLaboratory's Study Personnel: G.J. Irissarri, B.S., Proj. Man./Study Dir.; L.K. Nemeth, B.A., M.B.A., QA Officer; G.A. Buhler, B.S., Aq. Toxicologist; J. B. Brown, B.S., D.V.M., Assoc. Aq. Toxicol., Y. Nakahama, Sr.Tech.; L. Brady, B.S., Tech.Study Schedule:

Test Beginning: 9-25-15, 1030 hrs.

Test Ending: 10-23-15, 1100 hrs.

Disposition of Study Records: All raw data, reports and other study records are stored at Northwestern Aquatic Sciences, 3814 Yaquina Bay Rd., Newport, OR 97365.Statement of Quality Assurance: The test data were reviewed by the Quality Assurance Unit to assure that the study was performed in accordance with the protocol and standard operating procedures. This report is an accurate reflection of the raw data.

## TEST MATERIAL

Test Sediments: Freshwater test sediments collected as part of the Kuskokwim River Sediment Characterization. Details are as follows:

NAS Sample No.	5428G	5429G	5430G	5431G
Description	15KR082SD	15KR083SD	15KR084SD	15KR085SD
Collection Date	9/2/15	9/2/15	9/5/15	9/2/15
Receipt Date	9/22/15	9/22/15	9/22/15	9/22/15
NAS Sample No.	5432G	5433G	5434G	5435G
Description	15KR087SD	15KR088SD	15KR089SD	15KR090SD
Collection Date	9/2/15	9/2/15	9/6/15	9/3/15
Receipt Date	9/22/15	9/22/15	9/22/15	9/22/15
NAS Sample No.	5436G	5437G	5438G	5439G
Description	15KR091SD	15KR092SD	15KR093SD	15KR099SD
Collection Date	9/6/15	9/3/15	9/6/15	9/5/15
Receipt Date	9/22/15	9/22/15	9/22/15	9/22/15

Control Sediment: The negative control sediment (NAS#5427G) was collected on 9-21-15 from an area approximately one mile east of the Hwy. 101 bridge at Beaver Creek, approx. 8 miles south of Newport, OR.Treatments: Homogenized at test set up by mixing using stainless steel implements.Storage: All test and control sediments were stored at 4°C in the dark in sealed containers until used.

**TEST WATER**

Source: Dechlorinated municipal tap water.

Date of Preparation: 9-22-15 and 10-3-15

Water Quality: (water quality was not recorded for third batch)

pH: 7.0, 6.9

conductivity: 98, 102  $\mu$ mhos/cm

hardness: 17, 26 mg/L as CaCO<sub>3</sub>

alkalinity: 40, 40 mg/L as CaCO<sub>3</sub>.

total chlorine: < 0.02, <0.02 mg/L

Pretreatment: Dechlorinated and aerated  $\geq$ 24 hr.

**TEST ORGANISMS**

Species: *Hyalella azteca*, amphipod.

Age/Size: 7-8 days old

Source: Chesapeake Cultures, Hayes, VA; received 9-23-15

Acclimation: Holding conditions for the three days prior to testing averaged: Temperature, 21.3  $\pm$  1.0  $^{\circ}$ C; dissolved oxygen, 10.8  $\pm$  3.7 mg/L; pH, 7.3  $\pm$  0.2; conductivity, 329  $\pm$  235  $\mu$ mhos/cm; hardness, 74  $\pm$  40 mg/L as CaCO<sub>3</sub>; and alkalinity, 117  $\pm$  72 mg/L as CaCO<sub>3</sub>. Photoperiod, 16:8, L:D. Half of the water was replaced daily with dechlorinated municipal tap water during holding. Animals were fed YTC daily during holding.

**TEST PROCEDURES AND CONDITIONS**

The following is an abbreviated statement of the test procedures and a statement of the test conditions actually employed. See the test protocol (Appendix I) for a more detailed description of the test procedures used in this study.

Test Chambers: 300 ml high-form glass beakers

Test Volumes: 100 ml sediment layer; 175 ml test water.

Replicates/Treatment: 8 (plus two additional WQ beakers)

Organisms/Treatment: 80

Water Volume Changes: 2 water volumes per day

Aeration: None.

Feeding: Animals are fed 1.0 ml of YTC suspension per beaker daily.

Effects Criteria: 1) survival after 28 days, and 2) average individual dry weight after 28 days. Death is defined as no visible movement or response to tactile stimulation. Missing organisms were considered to be dead.

Water Quality and Other Test Conditions: The temperature, dissolved oxygen, conductivity, pH, hardness, alkalinity, and ammonia-nitrogen were measured in the overlying water of one replicate test container per treatment on days 0 and 28 of the test. Temperature was measured daily, pH and dissolved oxygen three times per week, and conductivity weekly, in the overlying water of one replicate test container per treatment. Hardness and alkalinity were measured with titrimetric methods. Ammonia-N was measured using Hach reagents based on the salicylate (Clin. Chim. Acta 14:403, 1996) colorimetric method; samples were not distilled prior to analysis. The photoperiod was 16:8, L:D.

**DATA ANALYSIS METHODS**

Survival, mortality and average individual dry weight were calculated for each replicate as follows:

percent survival = 100 x (number surviving/initial number tested)

percent mortality = 100 x (number dead/initial number tested)

average individual dry weight = (final wt. - tare wt.)/number weighed,  
where:

final wt. = tare wt. + dry weight of organisms recovered on day 28, in mg

Means and standard deviations for the biological endpoints described above, and for water quality data, were computed using Microsoft Excel 2010. Individual dry weight and proportion survived in each test sediment was compared against that in the control, each of the two references, and the pooled data of both references (using either a Nonparametric Two Sample Test or Parametric Two Sample Test at the 0.05 level of significance). The software used for most of the statistical comparisons was CETIS v1.8.7.4 (Tidepool Scientific Software). BioStat (version Feb 9, 2006 (EXCEL) bioassay software developed by the U.S. Army Corps of Engineers, Seattle District) was used in the statistical comparison of both proportion survived and dry weight between reference 15KR082SD and reference 15KR083SD and also for the comparison of proportion survived between reference 15KR082SD and the test sediments.

## PROTOCOL DEVIATIONS

None

## REFERENCE TOXICANT TEST

The reference toxicant test is a multi-concentration toxicity test using potassium chloride, to evaluate the performance of the test organisms used in the sediment toxicity test. The performance is evaluated by comparing the results of this test with historical results obtained at the laboratory. A summary of the reference toxicant test result is given below. The reference toxicant test raw data are found in Appendix III.

Test No.: 999-3476

Reference Toxicant and Source: Potassium Chloride (KCl), Fisher Lot #114689.

Test Date: 9-25-15

Dilution Water Used: Moderately hard synthetic water prepared from Milli-Q® deionized water.

Result: 96-hr LC50, 0.38 g/L. This result is within the laboratory's control chart warning limits (0.27 – 0.46 g/L).

## TEST RESULTS

Observations of water quality in the overlying water throughout the test are summarized in Table 1. A detailed tabulation of the water quality results by sample and test day can be found in Appendix II. The means and standard deviations of percent survival and average dry weight of *Hyalella* exposed for 28 days to sediments are summarized in Table 3. Detailed data organized by sample and replicate, and summary statistics for these observations, are given in Appendix II.

All water quality observations of overlying water temperature and dissolved oxygen were within the protocol specified ranges. Ammonia-N in the overlying water ranged between <0.1 and 0.3 mg/L for all day 0 and day 28 measurements. The test met the survival acceptability criteria specified in the test protocol with 93.8 % mean control survival ( $\geq 80\%$  mean survival required). The reference toxicant test results were within control chart limits.

Control survival and growth were not significantly different from that in either reference sediment. Reference sediment 15KR082SD survival was significantly less than reference sediment 15KR083SD, but reference sediment 15KR083SD survival was not significantly different from reference 15KR082SD. Two test sediments, 15KR089SD and 15KR091SD, exhibited statistically significantly lower survival ( $p < 0.05$ ) than that of the control, each of the two reference sediments (15KR082SD and 15KR083SD) and the pooled data from both references. The survival of sample 15KR093SD was statistically significantly lower ( $p < 0.05$ ) than that of the control, reference 15KR083SD, and the pooled reference. Additionally, the growth of 15KR093SD was statistically significantly lower ( $p < 0.05$ ) than that of the control, each of the two reference sediments, and the pooled reference. See Table 2.

**STUDY APPROVAL**

Muhammad Alkhatib 12-22-15  
Project Manager/Study Director      Date

Julie R. Fione 12-22-15  
Quality Assurance Unit      Date

[Signature] for Linda Nemeth 12-22-15  
Assistant Laboratory Director      Date

Table 1. Summary of water quality conditions during tests of the amphipod, *Hyaella azteca*, exposed to freshwater sediments.

Water Quality Parameter	Mean $\pm$ S.D.	Minimum	Maximum	N
Temperature ( $^{\circ}$ C)	23.2 $\pm$ 0.4	22.0	24.0	377
Dissolved oxygen (mg/L)	7.0 $\pm$ 0.6	5.4	8.3	169
Conductivity ( $\mu$ hos/cm)	108 $\pm$ 22	93	290	78
pH	6.8 $\pm$ 0.2	6.4	7.3	169
Hardness (mg/L as CaCO <sub>3</sub> )	30 $\pm$ 4	26	34	26
Alkalinity (mg/L as CaCO <sub>3</sub> )	44 $\pm$ 5	40	50	26
Total ammonia (mg/L)	---	<0.1	0.3	26

Table 2. Survival and growth results of *Hyaella azteca* 28-day sediment toxicity test.

NAS Sample No.	Sample Description	Percent survival (Mean $\pm$ SD)	Average dry wt/amphipod (mg) (Mean $\pm$ SD)
5427G	Control	93.8 $\pm$ 9.2	0.26 $\pm$ 0.05
5428G	15KR082SD	81.3 $\pm$ 15.5 <sup>§</sup>	0.26 $\pm$ 0.06
5429G	15KR083SD	96.3 $\pm$ 5.2	0.25 $\pm$ 0.04
5430G	15KR084SD	92.5 $\pm$ 10.4	0.24 $\pm$ 0.02
5431G	15KR085SD	92.5 $\pm$ 8.9	0.28 $\pm$ 0.04
5432G	15KR087SD	90.0 $\pm$ 14.1	0.23 $\pm$ 0.05
5433G	15KR088SD	88.8 $\pm$ 12.5	0.28 $\pm$ 0.03
5434G	15KR089SD	61.3 $\pm$ 17.3 <sup>*‡§†</sup>	0.23 $\pm$ 0.03
5435G	15KR090SD	92.5 $\pm$ 17.5	0.22 $\pm$ 0.04
5436G	15KR091SD	61.3 $\pm$ 12.5 <sup>*‡§†</sup>	0.24 $\pm$ 0.04
5437G	15KR092SD	90.0 $\pm$ 12.0	0.23 $\pm$ 0.02
5438G	15KR093SD	70.0 $\pm$ 26.2 <sup>*§†</sup>	0.20 $\pm$ 0.03 <sup>*‡§†</sup>
5439G	15KR099SD	90.0 $\pm$ 10.7	0.28 $\pm$ 0.04

\*Significant difference from the control sediment (p<0.05).  
<sup>‡</sup>Significant difference from the reference sediment 15KR082SD (p<0.05).  
<sup>§</sup>Significant difference from the reference sediment 15KR083SD (p<0.05).  
<sup>†</sup>Significant difference from the pooled data of references of 15KR082SD & 15KR083SD (p<0.05).

**APPENDIX I**  
**PROTOCOL**



TEST PROTOCOL

FRESHWATER AMPHIPOD, *HYALELLA AZTECA*,  
28-DAY SEDIMENT SURVIVAL AND GROWTH TEST

1. INTRODUCTION

1.1 Purpose of Study: The purpose of this study is to characterize the chronic toxicity of freshwater sediments using a 28-day exposure and survival and growth endpoints with the amphipod, *Hyaella azteca*.

1.2 Referenced Method: This protocol is based on ASTM Method E 1706-00 (ASTM 2001) and EPA Method 100.1 (EPA/600/R-99/064)

1.3 Summary of Method: A summary of test conditions for the amphipod 28-day sediment survival and growth test is tabulated below. The test with *Hyaella azteca* is conducted at  $23 \pm 1^\circ\text{C}$  with a 16L:8D photoperiod at an illuminance of about 100-1000 lux. Test chambers are 300-mL high-form lipless beakers containing 100 mL of sediment and 175 mL of overlying water. Ten 7-8day old amphipods are used in each replicate. The number of replicates/treatment depends on the objective of the test. Eight replicates are recommended for routine testing. Amphipods in each test chamber are fed 1.0 mL of YCT food daily. Each chamber receives two volume additions per day of overlying water. Test endpoints include survival and growth.

2. STUDY MANAGEMENT

2.1 Sponsor's Name and Address:

\_\_\_\_\_  
\_\_\_\_\_  
\_\_\_\_\_

2.2 Sponsor's Study Monitor:

\_\_\_\_\_

2.3 Name of Testing Laboratory:

Northwestern Aquatic Sciences  
3814 Yaquina Bay Road, P.O. Box 1437  
Newport, OR 97365.

2.4 Test Location:

\_\_\_\_\_

2.5 Laboratory's Personnel to be Assigned to the Study:

Study Director: \_\_\_\_\_  
Quality Assurance Unit: \_\_\_\_\_  
Aquatic Toxicologist: \_\_\_\_\_  
Aquatic Toxicologist: \_\_\_\_\_

2.6 Proposed Testing Schedule: Tests are normally begun within 14 days of sample collection. Reference toxicant test to be run concurrently.

2.7 Good Laboratory Practices: The test is conducted following the principles of Good Laboratory Practices (GLP) as defined in the EPA/TSCA Good Laboratory Practice regulations revised August 17, 1989 (40 CFR Part 792).

3. TEST MATERIAL

The test materials are freshwater sediments. The control, reference, and test sediments are placed in solvent cleaned 1 L glass jars fitted with PTFE-lined screw caps. At the laboratory the samples are stored at 4°C in the dark. The original sealed containers may be stored for up to 8 weeks prior to testing, depending on the testing requirements. If jars are not full when received or if sediment is removed for testing, headspaces should be filled with nitrogen to retard deterioration. A negative control sediment is collected from a clean site. In addition, a reference sediment, a clean sediment with physical characteristics similar to the test sediments, may be employed as a comparison station.

4. TEST WATER

Test water (overlying water) at NAS is normally dechlorinated tap water or moderately hard synthetic water. Synthetic dilution water is prepared from Milli-Q reagent grade water and reagent grade chemicals. Test water may also be well water, surface water, site water, or other water depending on the study design. The hardness or other water quality parameters of the dilution water may need to be adjusted to meet the study design.

5. TEST ORGANISMS

5.1 Species: amphipod, *Hyaella azteca*.

5.2 Source: Cultured at NAS. Alternatively, animals may be purchased from a reputable commercial supplier.

5.3 Age: 7-8 days old at start of test

5.4 Acclimation and Pretest Observation: Cultures are maintained at  $23 \pm 1^\circ\text{C}$  under a 16:8 L:D photoperiod. Cultured amphipods are fed dried maple leaves with YTC. Rabbit chow, Tetramin® or TetraFin-® flakes may also be used. Acclimation of test organisms to the test water may be desirable, depending on culture water, but it is not required. If test organisms are to be acclimated, fifty percent of the holding water is changed daily with the addition of test water.

6. DESCRIPTION OF TEST SYSTEM

6.1 Test Chambers and Environmental Control: Test chambers used in the toxicity test are 300-mL high-form lipless glass beakers. Test chambers are maintained at constant temperature by partial immersion in a temperature-controlled water bath or by placement in a temperature-controlled room. Aeration is not employed unless dissolved oxygen drops below 2.5 mg/L. The test is conducted under an illuminance of 100-1000 lux with a 16L:8D photoperiod.

6.2 Cleaning: All laboratory glassware, including test chambers, is cleaned as described in EPA/600/4-90/027F. New glassware and test systems are soaked 15 minutes in tap water and scrubbed with detergent (or cleaned in automatic dishwasher); rinsed twice with tap water; carefully rinsed once with fresh, dilute (10%, V:V) hydrochloric or nitric acid to remove scale, metals, and bases; rinsed twice with deionized water; rinsed once with acetone to remove organic compounds (using a fume hood or canopy); and rinsed three times with deionized water. Test systems and chambers are rinsed again with dilution water just before use.

7. EXPERIMENTAL DESIGN AND TEST PROCEDURES

7.1 Experimental Design: The test involves exposure of amphipods to test, control, and reference sediments. The sediments are placed on the bottom of the test containers and are overlain with test water. The test exposure is for 28 days. The renewal of overlying water consists of two volume additions per day, either continuous or intermittent. Each treatment consists of eight replicate test containers, each containing 10 organisms. Test chamber positions are completely randomized. Test organisms are randomly distributed to the test chambers. Blind testing is normally used.

7.2 Setup of Test Containers: Sediments are homogenized and placed in test chambers on the day before addition of test organisms. Sediment (100 ml) is placed into each of eight replicate beakers. After addition of the sediment, 175 ml of test water is gently added to each beaker in a manner to prevent resuspension. The overlying water is replaced twice daily. The test begins when amphipods are introduced to the test chambers. Initial water quality measurements are taken prior to the addition of test organisms.

7.3 Effect Criterion: The effect criteria used in the 28-day amphipod bioassay are mortality and growth. Death is defined as the lack of movement of body or appendages on response to tactile stimulation. Growth is measured as change in dry weight.

7.4 Test Conditions: No aeration is employed unless dissolved oxygen falls below 2.5 mg/L. The test temperature employed is 23 ± 1°C. A 16:8, L:D photoperiod is used. Illumination is supplied by daylight fluorescent lamps at 100-1000lux. The overlying water is replaced twice daily.

7.5 Beginning the Test: On the day the test begins, amphipods are impartially counted into small containers of test water (10/container). The test is begun by rinsing test organisms into the equilibrated test containers. For the growth endpoint, time-zero weight data should be collected.

7.6 Feeding: Amphipods are fed 1.0 mL of YCT daily per test chamber. A feeding may be skipped if there is a build up of excess food. However, all beakers must be treated similarly.

7.7 Test Duration, Type and Frequency of Observations, and Methods: The duration of the toxicity test is 28 days. The type and frequency of observations to be made are summarized as follows:

TYPE OF OBSERVATION	TIMES OF OBSERVATION
<i>BIOLOGICAL DATA</i>	
Survival, growth	Day 28
<i>PHYSICAL AND CHEMICAL DATA</i>	
Hardness, alkalinity, conductivity, and ammonia-N	Beginning and end of test in overlying water of one replicate beaker from each treatment.
Temperature	Daily in overlying water of one replicate beaker from each treatment.
Conductivity	Weekly
Dissolved oxygen and pH	3X/week
Optional pore water ammonia and/or sulfide	In test sediments prior to initiating the tests. Optionally in sediments from sacrificial test chambers at test beginning and/or end.

Dissolved oxygen is measured using a polarographic oxygen probe calibrated according to the manufacturer's recommendations. The pH is measured using a pH probe and a properly calibrated meter with scale divisions of 0.1 pH units. Temperature is measured with a calibrated mercury thermometer or telethermometer. Conductivity is measured with a conductivity meter. Hardness and alkalinity are measured using titrimetric methods. Total soluble sulfide and total ammonia-N were

measured using Hach test kits based on the methylene blue (EPA Method 376.2) and salicylate (Clin. Chim. Acta 14:403, 1996) colorimetric methods, respectively; samples were not distilled prior to analysis.

Overlying water should be sampled just before water renewal from about 1 to 2 cm above the sediment surface using a pipet. It may be necessary to pool water samples from individual replicates. The pipet should be checked to make sure no organisms are removed during sampling of overlying water.

7.8 Test Termination: At test termination, the contents of each test container are sieved through a #35 (500  $\mu$ m mesh) sieve to recover the amphipods. Amphipods from each replicate are put into a 30 mL plastic cup, rinsed with DI water, gently blotted and placed into the appropriate tared aluminum weighing pan. The number of survivors for each container is recorded on the datasheet.

7.9 Growth Measurement: Growth is measured as average dry weight of animals in a test replicate at the end of the test on day 28. Pooled animals from each test replicate are gently blotted and placed into tared aluminum weigh pans. The pans are dried at 60-90°C to constant weight. The dried amphipods are placed into a dessicator and weighed as soon as possible to the nearest 0.01 mg (desirable to use 0.001 mg). The total weight of the dried amphipods in each pan is divided by the number of amphipods weighed to obtain an average dry weight per surviving amphipod per replicate.

## 8. CRITERIA OF TEST ACCEPTANCE

The test results are acceptable if the minimum survival of organisms in the control treatment at the end of the test is at least 80%.

## 9. DATA ANALYSIS

The endpoints of the toxicity test are survival and growth. Survival is obtained as a direct count of living organisms in each test container at the end of the test. Average amphipod dry weight, also measured at the end of the test, may be used to compare growth between treatment sediments and the control or reference sediment. Ordinarily the following data analysis is performed. Due to special requirements, alternative methods may be used. The means and standard deviations are calculated for each treatment level. Identification of toxic sediments is established by statistical comparison of test endpoints between test and control or reference sediments. Between treatment comparisons may be made using a Student's t-test or Wilcoxon's Two-Sample test, where each treatment is compared to the control or the reference sediment. An arcsine-square root transformation of proportional data, and tests for normality and heterogeneity of variances, are performed prior to statistical comparisons.

## 10. REPORTING

The final report of the test results must include all of the following standard information at a minimum: name and identification of the test; the investigator and laboratory; date and time of test beginning and end; information on the test material; information on the source and quality of the overlying/test water; detailed information about the test organisms including acclimation conditions; a description of the experimental design and test chambers and other test conditions including feeding, if any, and water quality; definition of the effect criteria and other observations; responses, if any, in the control treatment; tabulation and statistical analysis of measured responses and a summary table of endpoints; a description of the statistical methods used; any unusual information about the test or deviations from procedures; reference toxicant testing information.

11. STUDY DESIGN ALTERATION

Amendments made to the protocol must be approved by the sponsor and study director and should include a description of the change, the reason for the change, the date the change took effect and the dated signatures of the study director and sponsor. Any deviations in the protocol must be described and recorded in the study raw data.

12. REFERENCE TOXICANT

The reference toxicant test is a standard multi-concentration toxicity test using a specified chemical toxicant to evaluate the performance of test organisms used in the study. Reference toxicant tests are 96-hour, water only exposures, not 28-day sediment exposures. The reference toxicant test is run concurrently. Performance is evaluated by comparing the results of the reference toxicant test with historical results (e.g., control charts) obtained at the laboratory.

13. REFERENCED GUIDELINES

ASTM. 2001. Standard Test Methods for Measuring the Toxicity of Sediment-Associated Contaminants with Fresh Water Invertebrates. ASTM Standard Method No. E 1706-00. Am. Soc. Test. Mat., Philadelphia, PA.

U.S. EPA. 2000. Section 11, Test Method 100.1, *Hyalella azteca* 10-d Survival and Growth Test for Sediments, pp. 47-54 In: Methods for Measuring the Toxicity and Bioaccumulation of Sediment-associated Contaminants with Freshwater Invertebrates (Second Edition). EPA/600/R-99/064.

Weber, C.I. (Ed.) 1993. Methods for Measuring the Acute Toxicity of Effluents and Receiving Waters to Freshwater and Marine Organisms (Fourth Edition). EPA/600/4-90/027F.

14. APPROVALS

\_\_\_\_\_ for \_\_\_\_\_  
Name Date

\_\_\_\_\_ for **Northwestern Aquatic Sciences**  
Name Date

**Appendix A**  
**Test Conditions Summary**

1. Test type	whole sediment toxicity test with renewal of overlying water
2. Test duration	28 days
3. Temperature	23 ± 1°C
4. Light quality	daylight fluorescent light
5. Illuminance	100-1000 lux
6. Photoperiod	16L:8D
7. Test chamber size	300-mL high-form lipless beakers, (Pyrex® 1040 or equivalent)
8. Sediment volume	100 mL
9. Overlying water volume	175 mL
10. Renewal overlying water	2 volume additions/day (continuous or intermittent)
11. Age of test organisms	7-8 days old at test initiation
12. Organisms per test chamber	10
13. Replicates per treatment	8 recommended for routine testing (depends on design)
14. Organisms per treatment	80
15. Feeding regime	YCT food, fed 1.0 mL daily/chamber
16. Cleaning	if screens are used, clean as needed
17. Aeration	None, unless DO falls below 2.5 mg/L
18. Overlying (test) water	Dechlorinated tap water, culture water, well water, surface water, site water or reconstituted water, depending on study design.
19. Water quality	Hardness, alkalinity, conductivity, ammonia-N beginning and end; temperature daily; conductivity weekly; DO & pH 3X/wk
20. Endpoints	Survival & growth (based on weight)
21. Test acceptability criteria	Minimum control survival of 80%
22. Sample holding	14 days at 4°C in the dark (recommended)
23. Sample volume required	1L (800 mL per sediment)
24. Reference toxicant	Concurrent testing required

**APPENDIX II**

**RAW DATA**

**TEST DESCRIPTION, MONITORING, AND RESULTS  
BENCHSHEETS**



Test No. 874-1 Client Test America Investigator \_\_\_\_\_

**STUDY MANAGEMENT**

Client: Test America, Inc., 5755 8th Street East, Tacoma, WA 98424  
 Client's Study Monitor: Ms. Kristine Allen  
 Testing Laboratory: Northwestern Aquatic Sciences  
 Test Location: Newport Laboratory  
 Laboratory's Study Personnel:  
 Proj. Man./Study Dir. G.J. Irissarri <sup>632</sup>  
 QA Officer L.K. Nemeth  
 1. GABbler <sup>08</sup> 2. Lauren Brady <sup>LB</sup>  
 3. J. P. W. W. J. B. 4. Yves Nakagawa  
 5. \_\_\_\_\_ 6. \_\_\_\_\_  
 7. \_\_\_\_\_ 8. \_\_\_\_\_

Study Schedule:  
 Test Beginning: 9-25-15 1030 Test Ending: 10-23-15 1100

**TEST MATERIAL**

General description (see sample logbook/chain-of-custody for details):

NAS Sample No.:	<u>5428G</u>	<u>5429G</u>	<u>5430G</u>	<u>5431G</u>	<u>5432G</u>
Description:	<u>15KR082SD</u>	<u>15KR083SD</u>	<u>15KR084SD</u>	<u>15KR085SD</u>	<u>15KR087SD</u>
Collection Date:	<u>9/2/15</u>	<u>9/2/15</u>	<u>9/5/15</u>	<u>9/2/15</u>	<u>9/2/15</u>
Receipt Date:	<u>9/22/15</u>	<u>9/22/15</u>	<u>9/22/15</u>	<u>9/22/15</u>	<u>9/22/15</u>
_____					
NAS Sample No.:	<u>5433G</u>	<u>5434G</u>	<u>5435G</u>	<u>5436G</u>	<u>5437G</u>
Description:	<u>15KR088SD</u>	<u>15KR089SD</u>	<u>15KR090SD</u>	<u>15KR091SD</u>	<u>15KR092SD</u>
Collection Date:	<u>9/2/15</u>	<u>9/6/15</u>	<u>9/3/15</u>	<u>9/6/15</u>	<u>9/3/15</u>
Receipt Date:	<u>9/22/15</u>	<u>9/22/15</u>	<u>9/22/15</u>	<u>9/22/15</u>	<u>9/22/15</u>
_____					
NAS Sample No.:	<u>5438G</u>	<u>5439G</u>			
Description:	<u>15KR093SD</u>	<u>15KR099SD</u>			
Collection Date:	<u>9/6/15</u>	<u>9/5/15</u>			
Receipt Date:	<u>9/22/15</u>	<u>9/22/15</u>			
_____					
NAS Sample No.:					
Description:					
Collection Date:					
Receipt Date:					
_____					
NAS Sample No.:					
Description:					
Collection Date:					
Receipt Date:					
_____					

Error codes: 1) correction of handwriting error  
 2) written in wrong location; entry deleted  
 3) wrong date deleted, replaced with correct date  
 4) error found in measurement; measurement repeated



Test No. 874-1 Client Test America Investigator \_\_\_\_\_

**TEST WATER**

Source: Dechlorinated Newport, OR tap water  
 Date of Collection/Preparation: 9-22-15, 10-3-15  
 pH 7.0, 6.9  
 Cond (umhos/cm<sup>2</sup>) 98, 102  
 Hardness (mg/La0) 17, 26  
 Alkalinity (mg/L) 40, 40  
 Total Chlorine (mg/l) <0.02, <0.02  
 Treatments: Aerated ≥ 24 hrs

**TEST ORGANISMS**

Species: Hyalella azteca Age: 7-8 DAYS Date received: 9-23-15  
 Source: Chesapeake Cultures, Hayes, VA

**Acclimation Data:**

Date	Temp. (deg.C)	pH	DO (mg/L)	Cond. umhos/cm	Hardness (mg/L)	Alkalinity (mg/L)	Feeding		Water changes
							Amount	description	
9-23-15	20.8	7.1	>15.0	600	120	200	10ml	YTC	YES
9-24-15	20.7	7.3	8.6	196	51	80	"	"	YES
9-25-15	22.7	7.4	8.7	190	51	70	-	-	
Mean	21.3	7.3	10.8	329	74	117			
S.D.	1.0	0.2	3.7	235	40	72			
(N)	3	3	3	3	3	3			

Photoperiod during acclimation: 16:8, L:D

**TEST PROCEDURES AND CONDITIONS**

Test chambers: 300 ml glass beakers  
 Test volumes: 100 ml of test sediment; 275 ml total volume  
 Replicates/treatment: (8) 8 Organisms/treatment: (80) 80 (10/REP)  
 Test water changes: Twice daily  
 Aeration: only if DO falls below 2.5 mg/L Beaker placement: Total randomization  
 Feeding: everyday beginning with day zero Photoperiod: 16:8, L:D  
 Test temperature (deg.C): 23

**Control Sediment:**

Source: From an area approximately one mile east of the Hwy. 101 bridge at Beaver Creek, approx. 8 miles south of Newport, OR.  
 Date collected: 9-21-15  
 Sieved through 0.5-mm screen  
 Storage: 4°C in the dark in closed containers. NAS# 54276

**MISCELLANEOUS NOTES**

Test No. 874-1 Client Test America Investigator \_\_\_\_\_

12/22/2015

Test conducted in (circle one): room 1 room 2 trailer water bath other: \_\_\_\_\_

Randomization chart:

TOP SHELF

5									
4									104
3									103
2									102
1									101

Randomization chart:

FRONT


Randomization chart:


Randomization chart:


Page 26 of 216

Test No. 874-1 Client Test America Investigator \_\_\_\_\_

DAILY RECORD SHEET

Day 0 (9/25/15) GAJ/LCS

Beaker No.	Temp.* (deg.C)	DO* (ppm)	Cond.* (umhos/cm)	pH*	Hardness* (mg/L)	Alkalinity* (mg/L)	NH3* (ppm)	Comments
15	23.5	8.0	113	6.6	34	50		Each beaker fed 1.0 ml
43	22.9	7.9	111	6.6	34	50		YTC suspension
44	22.9	7.8	113	6.6	34	50		Initials: <u>GAJ</u>
64	23.0	8.1	116	6.5	34	40		
66	22.9	8.0	104	6.5	34	50		
67	22.9	8.0	109	6.6	34	50		
72	22.7	7.7	290	6.8	34	40		
79	22.7	8.0	120	6.7	34	40		
83	22.9	7.9	114	6.6	34	40		Water changed in all
86	22.8	7.8	123	6.6	34	50		beakers.
89	22.9	8.1	117	6.6	34	50		Time: <u>0515</u>
97	22.9	8.0	113	6.7	26	40		Initials: <u>GAJ</u>
99	23.0	8.2	113	6.8	34	50		
								Water changed in all
								beakers.
								Time: <u>1630</u>
								Initials: <u>LCS</u>

\*Water quality measurements to be taken.

Day 1 (9/26/15) GAJ

Beaker No.	Temp.* (deg.C)	DO (ppm)	Cond. (umhos/cm)	pH	Hardness (mg/L)	Alkalinity (mg/L)	NH3 (ppm)	Comments
15	23.5							Each beaker fed 1.0 ml
43	23.4							YTC suspension
44	23.4							Initials: <u>GAJ</u>
64	23.6							
66	23.7							
67	23.6							
72	23.5							
79	23.3							
83	23.5							Water changed in all
86	23.5							beakers.
89	23.8							Time: <u>0510</u>
97	23.8							Initials: <u>GAJ</u>
99	23.9							
								Water changed in all
								beakers.
								Time: <u>1625</u>
								Initials: <u>GAJ</u>

\*Water quality measurements to be taken.

Test No 874-1 Client Test America Investigator \_\_\_\_\_

DAILY RECORD SHEET

Day 2 (9/27/15) LSJ

Beaker No.	Temp.* (deg.C)	DO (ppm)	Cond. (umhos/cm)	pH	Hardness (mg/L)	Alkalinity (mg/L)	NH3 (ppm)	Comments
15	23.0							Each beaker fed 1.0 ml YTC suspension
43	22.4							
44	22.4							Initials: <u>LSJ</u>
64	22.5							
66	22.2							
67	22.1							
72	22.1							
79	22.3							
83	22.1							Water changed in all beakers.
86	22.3							
89	22.5							Time: <u>0510</u>
97	22.5							Initials: <u>LSJ</u>
99	22.7							
								Water changed in all beakers.
								Time: <u>1650</u>
								Initials: <u>LSJ</u>

\*Water quality measurements to be taken.

Day 3 (9/28/15) LSJ

Beaker No.	Temp.* (deg.C)	DO* (ppm)	Cond. (umhos/cm)	pH*	Hardness (mg/L)	Alkalinity (mg/L)	NH3 (ppm)	Comments
15	22.5	7.9		6.7				Each beaker fed 1.0 ml YTC suspension
43	22.9	7.9		6.7				
44	22.1	7.9		6.7				Initials: <u>LSJ</u>
64	22.0	7.8		6.6				
66	23.0	7.8		6.7				
67	22.7	7.8		6.8				
72	22.6	7.4		6.9				
79	23.1	7.6		6.7				
83	22.7	7.4		6.7				Water changed in all beakers.
86	23.0	7.4		6.8				
89	23.3	7.4		6.9				Time: <u>0505</u>
97	23.3	7.7		6.9				Initials: <u>LSJ</u>
99	23.5	7.9		6.9				
								Water changed in all beakers.
								Time: <u>1630</u>
								Initials: <u>LSJ</u>

\*Water quality measurements to be taken.

2) 9-27-15 LSJ

Test No 874-1 Client Test America Investigator \_\_\_\_\_

DAILY RECORD SHEET

Day 4 (9/29/15) LB

Beaker No.	Temp.* (deg.C)	DO* (ppm)	Cond.* (umhos/cm)	pH*	Hardness (mg/L)	Alkalinity (mg/L)	NH3 (ppm)	Comments
15	23.8							Each beaker fed 1.0 ml
43	23.0							YTC suspension
44	23.3							Initials: <u>Y</u>
64	23.2							
66	23.0							
67	22.9							
72	22.8							
79	23.1							
83	22.9							Water changed in all
86	23.1							beakers.
89	23.3							Time: <u>0520</u>
97	23.4							Initials: <u>Y</u>
99	23.5							
								Water changed in all
								beakers.
								Time: <u>1250</u>
								Initials: <u>LS</u>

\*Water quality measurements to be taken.

Day 5 (9/30/15) LB

Beaker No.	Temp.* (deg.C)	DO* (ppm)	Cond.* (umhos/cm)	pH*	Hardness (mg/L)	Alkalinity (mg/L)	NH3 (ppm)	Comments
15	24.0	6.6	117	6.9				Each beaker fed 1.0 ml
43	23.5	6.7	113	6.9				YTC suspension
44	23.8	6.7	116	6.9				Initials: <u>LB</u>
64	23.7	6.4	112	6.8				
66	23.4	6.6	112	6.9				
67	23.4	6.6	111	7.0				
72	23.2	6.4	127	6.9				
79	23.6	6.5	117	7.0				
83	23.3	6.3	112	6.8				Water changed in all
86	23.5	6.4	115	6.8				beakers.
89	23.6	6.4	113	6.9				Time: <u>0510</u>
97	23.8	6.6	111	7.0				Initials: <u>LB</u>
99	23.9	6.8	111	7.0				
								Water changed in all
								beakers.
								Time: <u>1620</u>
								Initials: <u>Y</u>

\*Water quality measurements to be taken.

Test No 874-1 Client Test America Investigator \_\_\_\_\_

DAILY RECORD SHEET

Day 6 (10/1/15) Y/LB

Beaker No.	Temp.* (deg.C)	DO (ppm)	Cond. (umhos/cm)	pH	Hardness (mg/L)	Alkalinity (mg/L)	NH3 (ppm)	Comments
15	23.8							Each beaker fed 1.0 ml YTC suspension
43	23.2							
44	23.4							Initials: Y
64	23.3							
66	23.1							
67	22.9							
72	22.9							
79	23.2							
83	22.9							Water changed in all beakers.
86	23.1							
89	23.3							Time: 0515
97	23.4							Initials: Y
99	23.5							
								Water changed in all beakers.
								Time: 1610
								Initials: LB

\*Water quality measurements to be taken.

Day 7 (10/2/15) LB

Beaker No.	Temp.* (deg.C)	DO* (ppm)	Cond. (umhos/cm)	pH*	Hardness (mg/L)	Alkalinity (mg/L)	NH3 (ppm)	Comments
15	23.8	7.1		6.7				Each beaker fed 1.0 ml YTC suspension
43	23.2	6.8		6.6				
44	23.5	6.8		6.7				Initials: LB
64	23.5	6.7		6.6				
66	23.0	7.0		6.8				
67	23.0	7.0		6.7				
72	22.9	6.5		6.7				
79	23.3	6.4		6.8				
83	23.0	6.4		6.7				Water changed in all beakers.
86	23.2	6.6		6.7				
89	23.4	6.6		6.8				Time: 0505
97	23.4	6.8		6.9				Initials: LB
99	23.6	6.9		6.9				
								Water changed in all beakers.
								Time: 1625
								Initials: Y

\*Water quality measurements to be taken.



Test No. 874-1 Client Test America Investigator \_\_\_\_\_

DAILY RECORD SHEET

Day 8 (10/3/15) GS

Beaker No.	Temp.* (deg.C)	DO (ppm)	Cond. (umhos/cm)	pH	Hardness (mg/L)	Alkalinity (mg/L)	NH3 (ppm)	Comments
15	24.0							Each beaker fed 1.0 ml
43	23.4							YTC suspension
44	23.7							Initials: <u>GS</u>
64	23.8							
66	23.8							
67	23.7							
72	23.0							
79	23.6							
83	23.1							Water changed in all
86	23.4							beakers.
89	23.6							Time: <u>0505</u>
97	23.6							Initials: <u>GS</u>
99	23.8							
								Water changed in all
								beakers.
								Time: <u>1610</u>
								Initials: <u>GS</u>

\*Water quality measurements to be taken.

Day 9 (10/14/15) GSJ

Beaker No.	Temp.* (deg.C)	DO (ppm)	Cond. (umhos/cm)	pH	Hardness (mg/L)	Alkalinity (mg/L)	NH3 (ppm)	Comments
15	23.1							Each beaker fed 1.0 ml
43	22.3							YTC suspension
44	22.6							Initials: <u>GSJ</u>
64	22.6							
66	22.3							
67	22.1							
72	22.1							
79	22.4							
83	22.1							Water changed in all
86	22.3							beakers.
89	22.5							Time: <u>0515</u>
97	22.6							Initials: <u>GSJ</u>
99	22.8							
								Water changed in all
								beakers.
								Time: <u>1650</u>
								Initials: <u>GSJ</u>

\*Water quality measurements to be taken.

Test No 874-1 Client \_\_\_\_\_ Test America \_\_\_\_\_ Investigator \_\_\_\_\_

DAILY RECORD SHEET

Day 10 (10/5/15) LB

Beaker No.	Temp.* (deg.C)	DO* (ppm)	Cond. (umhos/cm)	pH*	Hardness (mg/L)	Alkalinity (mg/L)	NH3 (ppm)	Comments
15	24.0	6.8		7.0				Each beaker fed 1.0 ml
43	23.5	6.8		6.9				YTC suspension
44	23.8	6.8		7.0				Initials: <u>GSJ</u>
64	23.7	6.8		6.9				
66	23.3	6.7		6.9				
67	23.2	6.9		7.0				
72	23.1	6.4		7.0				
79	23.6	6.5		7.1				
83	23.2	6.4		6.9				Water changed in all
86	23.4	6.8		6.9				beakers.
89	23.6	6.6		7.0				Time: <u>0510</u>
97	23.6	6.8		7.0				Initials: <u>GSJ</u>
99	23.8	6.9		7.0				
								Water changed in all
								beakers.
								Time: <u>1615</u>
								Initials: <u>Y</u>

\*Water quality measurements to be taken.

Day 11 (10/6/15) Y/LB

Beaker No.	Temp.* (deg.C)	DO (ppm)	Cond. (umhos/cm)	pH	Hardness (mg/L)	Alkalinity (mg/L)	NH3 (ppm)	Comments
15	24.0							Each beaker fed 1.0 ml
43	23.6							YTC suspension
44	24.0							Initials: <u>Y</u>
64	23.9							
66	23.6							
67	23.5							
72	23.5							
79	23.8							
83	23.5							Water changed in all
86	23.7							beakers.
89	23.9							Time: <u>0510</u>
97	24.0							Initials: <u>Y</u>
99	24.0							
								Water changed in all
								beakers.
								Time: <u>16:25</u>
								Initials: <u>GSJ</u>

\*Water quality measurements to be taken.

Test No 874-1 Client Test America Investigator \_\_\_\_\_

DAILY RECORD SHEET

Day 12 (101715) YV

Beaker No.	Temp.* (deg.C)	DO* (ppm)	Cond.* (umhos/cm)	pH*	Hardness (mg/L)	Alkalinity (mg/L)	NH3 (ppm)	Comments
15	24.0	7.3	108	7.0				Each beaker fed 1.0 ml
43	23.5	6.9	105	7.0				YTC suspension
44	23.8	7.1	110	7.0				Initials: <u>LS</u>
64	23.8	6.9	108	6.9				
66	23.6	7.1	108	7.0				
67	23.5	7.2	107	7.0				
72	23.4	6.9	113	7.1				
79	23.7	6.9	114	7.1				
83	23.4	6.9	108	6.9				Water changed in all
86	23.7	7.3	111	6.9				beakers.
89	23.7	6.9	110	7.1				Time: <u>0505</u>
97	24.0	7.1	110	7.2				Initials: <u>LS</u>
99	24.0	7.1	108	7.1				
								Water changed in all
								beakers.
								Time: <u>1620</u>
								Initials: <u>LS</u>

\*Water quality measurements to be taken.

Day 13 (101815) YV

Beaker No.	Temp.* (deg.C)	DO (ppm)	Cond.   (umhos/cm)	pH	Hardness (mg/L)	Alkalinity (mg/L)	NH3 (ppm)	Comments
15	24.0							Each beaker fed 1.0 ml
43	23.5							YTC suspension
44	23.8							Initials: <u>Y</u>
64	23.7							
66	23.4							
67	23.4							
72	23.3							
79	23.6							
83	23.3							Water changed in all
86	23.5							beakers.
89	23.7							Time: <u>0570</u>
97	23.7							Initials: <u>Y</u>
99	24.0							
								Water changed in all
								beakers.
								Time: <u>1625</u>
								Initials: <u>YB</u>

\*Water quality measurements to be taken.

Test No 874-1 Client Test America Investigator \_\_\_\_\_

DAILY RECORD SHEET

Day 14 (10/9/15) LB

Beaker No.	Temp.* (deg.C)	DO* (ppm)	Cond. (umhos/cm)	pH*	Hardness (mg/L)	Alkalinity (mg/L)	NH3 (ppm)	Comments
15	23.9	6.8		7.3				Each beaker fed 1.0 ml
43	23.4	6.6		7.3				YTC suspension
44	23.7	6.6		7.2				Initials: <u>KS</u>
64	23.6	6.6		7.2				
66	23.5	6.6		7.2				
67	23.4	6.6		7.1				
72	23.3	6.1		7.3				
79	23.5	6.3		7.1				
83	23.3	6.1		7.0				Water changed in all
86	23.5	6.4		7.0				beakers.
89	23.6	6.3		7.1				Time: <u>0510</u>
97	23.7	6.5		7.1				Initials: <u>JS</u>
99	23.8	6.5		7.1				
								Water changed in all
								beakers.
								Time: <u>1610</u>
								Initials: <u>KS</u>

\*Water quality measurements to be taken.

Day 15 (10/12/15) LB

Beaker No.	Temp.* (deg.C)	DO* (ppm)	Cond. (umhos/cm)	pH*	Hardness (mg/L)	Alkalinity (mg/L)	NH3 (ppm)	Comments
15	23.3							Each beaker fed 1.0 ml
43	23.2							YTC suspension
44	23.5							Initials: <u>KS</u>
64	23.4							
66	23.3							
67	23.2							
72	23.2							
79	23.3							
83	23.2							Water changed in all
86	23.3							beakers.
89	23.4							Time: <u>0520</u>
97	23.4							Initials: <u>KS</u>
99	23.6							
								Water changed in all
								beakers.
								Time: <u>1655</u>
								Initials: <u>KS</u>

\*Water quality measurements to be taken.

Test No 874-1 Client Test America Investigator \_\_\_\_\_

DAILY RECORD SHEET

Day 16 (10/11/15) GS

Beaker No.	Temp.* (deg.C)	DO (ppm)	Cond. (umhos/cm)	pH	Hardness (mg/L)	Alkalinity (mg/L)	NH3 (ppm)	Comments
15	22.9							Each beaker fed 1.0 ml YTC suspension
43	22.9							
44	23.2							Initials: <u>GS</u>
64	23.1							
66	23.0							
67	22.9							
72	22.9							
79	23.2							
83	23.0							Water changed in all beakers.
86	23.1							Time: <u>0510</u>
89	23.3							Initials: <u>GS</u>
97	23.3							
99	23.3							
								Water changed in all beakers.
								Time: <u>1:10</u>
								Initials: <u>LB</u>

\*Water quality measurements to be taken.

Day 17 (10/12/15) LB

Beaker No.	Temp.* (deg.C)	DO* (ppm)	Cond. (umhos/cm)	pH*	Hardness (mg/L)	Alkalinity (mg/L)	NH3 (ppm)	Comments
15	23.5	5.8		6.6				Each beaker fed 1.0 ml YTC suspension
43	23.0	6.0		6.5				
44	23.3	5.8		6.6				Initials: <u>GS</u>
64	23.2	5.7		6.6				
66	23.0	5.7		6.7				
67	22.9	5.7		6.7				
72	22.9	5.4		6.9				
79	23.1	5.6		6.8				
83	22.9	5.6		6.7				Water changed in all beakers.
86	23.1	5.5		6.6				Time: <u>0510</u>
89	23.3	5.6		6.7				Initials: <u>GS</u>
97	23.3	5.9		6.8				
99	23.4	6.0		6.8				
								Water changed in all beakers.
								Time: <u>1600</u>
								Initials: <u>LB</u>

\*Water quality measurements to be taken.

Test No 874-1 Client \_\_\_\_\_ Test America \_\_\_\_\_ Investigator \_\_\_\_\_

DAILY RECORD SHEET

Day 18 (10/13/15) ✓

Beaker No.	Temp.* (deg.C)	DO (ppm)	Cond. (umhos/cm)	pH	Hardness (mg/L)	Alkalinity (mg/L)	NH3 (ppm)	Comments
15	23.5							Each beaker fed 1.0 ml
43	22.9							YTC suspension
44	23.1							Initials: <u>JK</u>
64	23.1							
66	22.9							
67	22.8							
72	22.7							
79	22.9							
83	22.8							Water changed in all
86	23.0							beakers.
89	23.0							Time: <u>0510</u>
97	23.1							Initials: <u>JK</u>
99	23.2							
								Water changed in all
								beakers.
								Time: <u>1620</u>
								Initials: <u>JK</u>

\*Water quality measurements to be taken.

Day 19 (10/14/15) ✓

Beaker No.	Temp.* (deg.C)	DO* (ppm)	Cond.* (umhos/cm)	pH*	Hardness (mg/L)	Alkalinity (mg/L)	NH3 (ppm)	Comments
15	23.6	6.9	98	6.7				Each beaker fed 1.0 ml
43	23.1	7.1	98	6.7				YTC suspension
44	23.3	6.9	101	6.7				Initials: <u>JK</u>
64	23.3	7.3	99	6.7				
66	23.1	7.3	100	6.8				
67	23.0	6.9	101	6.8				
72	23.0	6.9	105	7.1				
79	23.1	7.1	104	6.9				
83	22.9	6.9	100	6.8				Water changed in all
86	23.2	7.3	100	6.8				beakers.
89	23.2	7.3	101	6.8				Time: <u>0510</u>
97	23.4	7.3	101	6.9				Initials: <u>JK</u>
99	23.5	7.3	101	7.0				
								Water changed in all
								beakers.
								Time: <u>1610</u>
								Initials: <u>JK</u>

\*Water quality measurements to be taken.

Test No. 874-1 Client Test America Investigator                     

DAILY RECORD SHEET

Day 20 (10/15/15)

Beaker No.	Temp.* (deg.C)	DO (ppm)	Cond. (umhos/cm)	pH	Hardness (mg/L)	Alkalinity (mg/L)	NH3 (ppm)	Comments
15	23.6							Each beaker fed 1.0 ml
43	23.2							YTC suspension
44	23.4							Initials: <u>JK</u>
64	23.3							
66	23.2							
67	23.0							
72	23.0							
79	23.2							
83	23.0							Water changed in all
86	23.1							beakers.
89	23.2							Time: <u>0515</u>
97	23.3							Initials: <u>JK</u>
99	23.3							
								Water changed in all
								beakers.
								Time: <u>1025</u>
								Initials: <u>JK</u>

\*Water quality measurements to be taken.

Day 21 (10/16/15) JK

Beaker No.	Temp.* (deg.C)	DO* (ppm)	Cond. (umhos/cm)	pH*	Hardness (mg/L)	Alkalinity (mg/L)	NH3 (ppm)	Comments
15	23.8	7.0		7.0				Each beaker fed 1.0 ml
43	23.4	6.9		6.9				YTC suspension
44	23.3	6.8		6.9				Initials: <u>JK</u>
64	23.3	6.8		7.0				
66	23.2	6.9		6.9				
67	23.2	6.8		6.9				
72	23.1	6.6		7.2				
79	23.2	6.8		7.1				
83	23.2	7.0		7.0				Water changed in all
86	23.1	6.9		6.9				beakers.
89	23.2	6.9		6.9				Time: <u>0505</u>
97	23.4	6.7		6.9				Initials: <u>JK</u>
99	23.5	6.8		6.9				
								Water changed in all
								beakers.
								Time: <u>1610</u>
								Initials: <u>JK</u>

\*Water quality measurements to be taken.

Test No 874-1 Client Test America Investigator \_\_\_\_\_

DAILY RECORD SHEET

Day 22 (10/17/15) OS

Beaker No.	Temp.* (deg.C)	DO (ppm)	Cond. (umhos/cm)	pH	Hardness (mg/L)	Alkalinity (mg/L)	NH3 (ppm)	Comments
15	23.7							Each beaker fed 1.0 ml YTC suspension
43	23.6							
44	23.6							Initials: <u>OS</u>
64	23.2							
66	23.0							
67	23.0							
72	23.0							
79	22.8							
83	22.9							Water changed in all beakers.
86	22.8							
89	23.0							Time: <u>0545</u>
97	23.0							Initials: <u>OS</u>
99	23.3							
								Water changed in all beakers.
								Time: <u>1645</u>
								Initials: <u>OS</u>

\*Water quality measurements to be taken.

Day 23 (10/18/15) OS

Beaker No.	Temp.* (deg.C)	DO (ppm)	Cond. (umhos/cm)	pH	Hardness (mg/L)	Alkalinity (mg/L)	NH3 (ppm)	Comments
15	23.5							Each beaker fed 1.0 ml YTC suspension
43	23.2							
44	23.4							Initials: <u>OS</u>
64	23.2							
66	23.2							
67	23.1							
72	23.1							
79	23.2							
83	23.2							Water changed in all beakers.
86	23.3							
89	23.4							Time: <u>0510</u>
97	23.4							Initials: <u>OS</u>
99	23.5							
								Water changed in all beakers.
								Time: <u>1640</u>
								Initials: <u>OS</u>

\*Water quality measurements to be taken.



Test No 874-1 Client Test America Investigator                     

DAILY RECORD SHEET

Day 24 (10/19/15) 633

Beaker No.	Temp.* (deg.C)	DO* (ppm)	Cond. (umhos/cm)	pH*	Hardness (mg/L)	Alkalinity (mg/L)	NH3 (ppm)	Comments
15	23.6	7.0		6.9				Each beaker fed 1.0 ml
43	23.2	7.1		6.8				YTC suspension
44	23.4	6.9		6.8				Initials: <u>631</u>
64	23.4	6.9		6.8				
66	23.3	7.1		6.9				
67	23.2	7.2		6.9				
72	23.2	7.1		7.2				
79	23.3	7.1		7.0				
83	23.2	7.2		6.9				Water changed in all
86	23.4	7.0		6.8				beakers.
89	23.5	7.0		6.9				Time: <u>0515</u>
97	23.5	7.2		7.0				Initials: <u>632</u>
99	23.6	7.3		7.0				
								Water changed in all
								beakers.
								Time: <u>1600</u>
								Initials: <u>Y</u>

\*Water quality measurements to be taken.

Day 25 (10/20/15) Y

Beaker No.	Temp.* (deg.C)	DO* (ppm)	Cond. (umhos/cm)	pH	Hardness (mg/L)	Alkalinity (mg/L)	NH3 (ppm)	Comments
15	23.4							Each beaker fed 1.0 ml
43	23.0							YTC suspension
44	23.2							Initials: <u>Y</u>
64	23.2							
66	23.0							
67	22.9							
72	22.8							
79	23.0							
83	22.9							Water changed in all
86	23.0							beakers.
89	23.1							Time: <u>0520</u>
97	23.2							Initials: <u>Y</u>
99	23.3							
								Water changed in all
								beakers.
								Time: <u>1615</u>
								Initials: <u>85</u>

\*Water quality measurements to be taken.

Test No 874-1 Client Test America Investigator \_\_\_\_\_

DAILY RECORD SHEET

Day 26 (10/4/15) ✓

Beaker No.	Temp.* (deg.C)	DO* (ppm)	Cond.* (umhos/cm)	pH*	Hardness (mg/L)	Alkalinity (mg/L)	NH3 (ppm)	Comments
15	23.4	7.1	102	6.4				Each beaker fed 1.0 ml
43	22.8	6.9	100	6.5				YTC suspension
44	23.1	6.3	103	6.5				Initials: <u>CS</u>
64	23.1	7.1	100	6.4				
66	22.8	7.1	100	6.5				
67	22.7	6.9	99	6.6				
72	22.6	6.7	107	6.8				
79	22.8	6.7	105	6.6				
83	22.6	6.7	100	6.6				Water changed in all
86	22.8	6.5	102	6.5				beakers.
89	22.9	7.0	101	6.6				Time: <u>0500</u>
97	22.9	7.2	102	6.7				Initials: <u>CS</u>
99	23.1	7.4	100	6.8				
								Water changed in all
								beakers.
								Time: <u>1615</u>
								Initials: <u>Y</u>

\*Water quality measurements to be taken.

Day 27 (10/22/15) ✓

Beaker No.	Temp.* (deg.C)	DO (ppm)	Cond. (umhos/cm)	pH	Hardness (mg/L)	Alkalinity (mg/L)	NH3 (ppm)	Comments
15	23.1							Each beaker fed 1.0 ml
43	22.6							YTC suspension
44	22.9							Initials: <u>Y</u>
64	22.9							
66	22.6							
67	22.5							
72	22.4							
79	22.7							
83	22.5							Water changed in all
86	22.7							beakers.
89	22.8							Time: <u>0520</u>
97	22.8							Initials: <u>Y</u>
99	23.0							
								Water changed in all
								beakers.
								Time: <u>1620</u>
								Initials: <u>LS</u>

\*Water quality measurements to be taken.



Test No. 874-1 Client Test America Investigator                     

DAY 28 TEST TERMINATION SHEET

Beaker No.	Number of survivors	Initials
1	8	CB
2	10	CB
3	8	CB
4	9	CB
5	9	GL
6	10	GL
7	10	CB
8	10	CB
9	9	GL
10	9	GL
11	9	CB
12	7	CB
13	9	GL
14	10	GL
15	2	GL
16	10	GL
17	6	CB
18	10	CB
19	10	CB
20	8	CB
21	6	GL
22	6	GL
23	9	CB
24	5	CB
25	8	GL
26	8	GL
27	10	CB
28	9	CB
29	9	GL
30	10	GL
31	9	GL
32	9	GL
33	6	CB
34	9	CB
35	9	CB
36	7	CB
37	6	GL
38	9	GL
39	7	CB
40	7	CB
41	7	GL
42	10	GL
43	9	GL
44	5	GL
45	9	CB

Beaker No.	Number of survivors	Initials
46	10	CB
47	10	CB
48	10	CB
49	9	GL
50	9	GL
51	9	CB
52	8	CB
53	7	GL
54	7	GL
55	4	CB
56	7	CB
57	7	GL
58	8	GL
59	4	CB
60	10	CB
61	4	CB
62	10	CB
63	6	GL
64	10	GL
65	10	CB
66	10	CB
67	10	GL
68	10	GL
69	8	CB
70	6	CB
71	10	GL
72	10	GL
73	6	GL
74	9	GL
75	9	CB
76	8	CB
77	9	GL
78	10	GL
79	10	CB
80	10	CB
81	10	CB
82	6	CB
83	10	GL
84	7	GL
85	7	CB
86	5	CB
87	7	GL
88	10	GL
89	10	CB
90	10	CB



Test No. 874-1 Client Test America Investigator \_\_\_\_\_

ZERO-TIME WEIGHING DATA SHEET

Tare: Date 9.24.15 Oven temp (C.) 63 Drying time (hr.) 24 Initials JRF  
Standard Weights: 10 mg: 10.008 100mg: 100.017

Final: Date 9.28.15 Oven temp (C.) 59 Drying time (hr.) 24 Initials JRF  
Standard Weights: 10 mg: 10.007 100mg: 100.018

Equip. used: Oven: Blue-M HI Balance: Sartorius N3P

(Dry overnight at 60-90 degrees C)

Pan #	Tare wt. (mg)	Total wt. (mg)	#weighed	Comments
1	30.473	31.162	10	
2	33.373	34.047	10	
3	29.728	30.451	10	
4	30.076	30.859	10	
5	28.458	29.046	10	

Test No. 874-1 Client Test America Investigator \_\_\_\_\_

WEIGHING DATA SHEET

Tare: Date 9-24-15 Oven temp (C.) 63 Drying time (hr.) 24 Initials JRF  
Standard Weights: 10 mg: 10.008 100mg: 100.017

Final #1: Date 10-26-15 Oven temp (C.) 59 Drying time (hr.) 24 Initials JRF  
Standard Weights: 10 mg: 10.006 100mg: 100.018

Final #2: Date 10-27-15 Oven temp (C.) 59 Drying time (hr.) 24 Initials JRF  
Standard Weights: 10 mg: 10.006 100mg: 100.018

Equip. used: Oven BLOEM #1 Balance Sartorius M3P  
(Dry overnight at 60-90 degrees C)

Bkr. #	Pan #	Tare wt. (mg)	Total wt. (mg)		no. weighed	put into pans-initials	Comments
			1	2			
1	1	29.458	31.831	31.805	8	LB	
2	2	32.232	33.977	33.962	10	LB	
3	3	29.740	32.387	32.360	8	LB	
4	4	30.242	31.626	31.615	9	LB	
5	5	31.353	34.147	34.120	9	LB	
6	6	30.001	32.604	32.576	10	LB	
7	7	29.254	31.406	31.390	10	LB	
8	8	28.918	30.674	30.650	10	LB	
9	9	31.817	33.842	33.815	9	LB	
10	10	31.856	33.477	33.955	9	LB	
11	11	28.757	30.519	30.492	9	LB	
12	12	30.397	31.994	31.971	7	LB	
13	13	30.155	32.558	32.525	9	LB	
14	14	30.895	32.862	32.826	10	LB	
15	15	30.806	31.260	31.246	2	LB	
16	16	30.261	32.683	32.639	10	LB	
17	17	30.090	31.612	31.579	6	LB	
18	18	29.890	31.993	31.952	16	LB	
19	19	32.748	34.777	34.740	10	LB	
20	20	30.391	32.057	32.022	8	LB	
21	21	31.133	32.404	32.392	6	LB	
22	22	30.087	31.186	31.173	6	LB	
23	23	29.740	31.887	31.857	9	LB	
24	24	32.711	33.938	33.917	5	LB	
25	25	29.192	30.971	30.944	8	LB	
26	26	30.688	32.915	32.882	8	LB	
27	27	30.739	33.121	33.091	10	LB	
28	28	28.453	30.319	30.292	9	LB	
29	29	31.283	33.471	33.446	9	LB	
30	30	28.711	31.106	31.080	10	LB	
31	31	29.894	32.426	32.398	9	LB	
32	32	31.704	34.205	34.180	9	LB	
33	33	31.186	32.457	32.441	5	LB	

12/22/2015

Page 45 of 216

Test No. 874-1 Client \_\_\_\_\_ Test America \_\_\_\_\_ Investigator \_\_\_\_\_

WEIGHING DATA SHEET

See page \_\_\_\_\_ for information on drying times and temperatures, standard weights, etc.

Bkr. #	Pan #	Tare wt. (mg)	Total wt. (mg)		no. weighed	put into pans-initials	Comments
			1	2			
34	34	29.387	31.544	31.517	9	LB	
35	35	29.770	32.042	32.010	9	LB	
36	36	31.214	33.728	33.706	7	LB	
37	37	29.902	31.615	31.606	6	LB	
38	38	30.550	32.593	32.574	9	LB	
39	39	32.352	34.432	34.413	7	LB	
40	40	30.289	32.595	32.570	7	LB	
41	41	31.927	33.795	33.770	7	LB	
42	42	30.656	33.265	33.235	10	LB	
43	43	31.821	33.088	33.078	9	LB	
44	44	33.721	34.950	34.934	5	LB	
45	45	30.512	32.184	32.181	9	YU	
46	46	28.739	30.708	30.702	10	YU	
47	47	30.884	32.629	32.612	10	YU	
48	48	28.889	31.266	31.244	10	YU	
49	49	30.774	32.891	32.884	9	YU	
50	50	30.432	32.882	32.872	9	YU	
51	51	30.429	32.037	32.041	9	YU	
52	52	30.590	32.198	32.197	8	YU	
53	53	30.286	31.993	31.995	7	YU	
54	54	30.308	31.979	31.978	7	YU	
55	55	32.523	33.598	33.598	4	YU	
56	56	32.549	34.996	33.992	7	YU	
57	57	29.365	30.979	30.968	7	YU	
58	58	32.207	34.071	34.064	8	YU	
59	59	30.597	31.588	31.579	4	YU	
60	60	30.768	32.618	32.606	10	YU	
61	61	31.207	32.470	32.463	4	YU	
62	62	31.787	34.336	34.320	10	YU	
63	63	30.432	32.043	32.036	6	YU	
64	64	31.168	33.837	33.819	10	YU	
65	65	30.795	33.042	33.032	10	YU	
66	66	30.748	33.827	33.804	10	YU	
67	67	31.008	33.364	33.350	10	YU	
68	68	30.167	32.733	32.718	10	YU	
69	69	28.785	30.887	30.875	8	YU	
70	70	30.655	31.955	31.944	6	YU	
71	71	32.441	35.546	35.525	10	YU	
72	72	31.402	34.374	34.352	10	YU	
73	73	29.383	30.991	30.970	6	LB	
74	74	28.507	30.580	30.550	9	LB	
75	75	31.171	33.467	33.433	9	LB	
76	76	29.555	32.199	32.159	8	LB	

12/22/2015

Page 46 of 216





# Chesapeake Cultures

P.O. Box 507 Hayes, VA 23072 (804)693-4046 (804)694-4704 fax  
www.c-cultures.com  
growfish@c-cultures.com

NAS  
Shipment Information

Rec 9-23-15  
LB

Species Hyalinobatrachium Date 9/22/15  
Age ~ 4-5 days on shipment P.O. No. Verbal  
~ 6.5 mm  
Quantity 1550+ Invoice No. 8831

Temperature 24°C Salinity — pH 7.85

Notes \_\_\_\_\_  
\_\_\_\_\_  
\_\_\_\_\_  
\_\_\_\_\_

Biologist Sm

*Please inspect shipment and report any problem immediately*

**TEST DATA ANALYSIS RECORDS**

data entry verified against  
laboratory bench sheet 12.16.15 JRF

**Endpoints Data Entry and Calculations File**

TARE WT= ashed weight of pan used for that replicate at test termination (mg), or  
dry weight of pan if ash-free dry weight is not an endpoint  
WT COUNT= number of test organisms weighed at test end  
DRY WT= TARE WT + dry weight of test organisms recovered at test termination (mg)  
TWT=total biomass=DRY WT-TARE WT  
WT=average individual biomass=TWT/WT COUNT

BKR=beaker number  
INIT=initial number  
SURV=number survivors  
MORT=number dead=INIT-SURV  
PSURV=%survival=100(SURV/INIT)  
PMORT=%mortality=100(MORT/INIT)

pan #	INITIAL WEIGHT		wt. organism	avg. wt./organism
	tare wt. (mg)	final wt. (mg)		
1	30.473	31.162	10	0.069
2	33.373	34.047	10	0.067
3	29.728	30.451	10	0.072
4	30.076	30.859	10	0.078
5	28.458	29.046	10	0.059
Mean			0.069	

INDEX	BKR	SAMPL	DESCRIP	REPL	INIT	SURV	MORT	PSURV	PMORT	TARE	WT	WT	DRY	WT	TWT	WT	SURV	MORT	PSURV	PMORT	WT	
1	14	5427G	Control	1	10	10	0	100.0	0.0	30.895	10	32.828	1.93	0.19								
2	32	5427G	Control	2	10	8	1	90.0	10.0	31.704	9	34.180	2.48	0.28								
3	6	5427G	Control	3	10	10	0	100.0	0.0	30.001	10	32.578	2.58	0.26								
4	88	5427G	Control	4	10	10	0	100.0	0.0	29.296	10	32.093	2.80	0.28								
5	7	5427G	Control	5	10	10	0	100.0	0.0	29.254	10	31.390	2.14	0.21								
6	20	5427G	Control	6	10	8	2	80.0	20.0	30.391	8	32.022	1.83	0.20								
7	76	5427G	Control	7	10	8	2	80.0	20.0	29.555	8	32.159	2.80	0.33								
8	72	5427G	Control	8	10	10	0	100.0	0.0	31.402	10	34.352	2.95	0.30								
9	17	5428G	15KR082SD	1	10	6	4	60.0	40.0	30.090	6	31.579	1.49	0.25								
10	63	5428G	15KR082SD	2	10	6	4	60.0	40.0	30.432	6	32.036	1.60	0.27								
11	41	5428G	15KR082SD	3	10	7	3	70.0	30.0	31.927	7	33.770	1.84	0.26								
12	103	5428G	15KR082SD	4	10	10	0	100.0	0.0	32.341	10	35.049	2.71	0.27								
13	101	5428G	15KR082SD	5	10	9	1	90.0	10.0	30.212	9	33.361	3.15	0.35								
14	94	5428G	15KR082SD	6	10	9	1	90.0	10.0	33.062	9	35.844	2.58	0.29								
15	29	5428G	15KR082SD	7	10	9	1	90.0	10.0	31.293	9	33.448	2.16	0.24								
16	43	5428G	15KR082SD	8	10	9	1	90.0	10.0	31.821	9	33.078	1.28	0.14								
17	47	5429G	15KR083SD	1	10	10	0	100.0	0.0	30.884	10	32.812	1.73	0.17								
18	81	5429G	15KR083SD	2	10	10	0	100.0	0.0	29.802	10	32.344	2.54	0.25								
19	31	5429G	15KR083SD	3	10	9	1	90.0	10.0	29.894	9	32.398	2.50	0.28								
20	102	5429G	15KR083SD	4	10	10	0	100.0	0.0	29.117	10	32.036	2.92	0.29								
21	23	5429G	15KR083SD	5	10	8	1	80.0	20.0	29.740	8	31.857	2.12	0.24								
22	9	5429G	15KR083SD	6	10	8	1	80.0	20.0	31.817	8	33.815	2.00	0.22								
23	95	5429G	15KR083SD	7	10	10	0	100.0	0.0	29.857	10	32.819	3.16	0.32								
24	67	5429G	15KR083SD	8	10	10	0	100.0	0.0	31.008	10	33.350	2.34	0.23								
25	35	5430G	15KR084SD	1	10	9	1	90.0	10.0	29.770	9	32.010	2.24	0.25								
26	48	5430G	15KR084SD	2	10	10	0	100.0	0.0	28.889	10	31.244	2.36	0.24								
27	53	5430G	15KR084SD	3	10	7	3	70.0	30.0	30.286	7	31.995	1.71	0.24								
28	100	5430G	15KR084SD	4	10	10	0	100.0	0.0	30.957	10	33.528	2.57	0.26								
29	19	5430G	15KR084SD	5	10	10	0	100.0	0.0	32.748	10	34.740	1.99	0.20								
30	48	5430G	15KR084SD	6	10	9	1	90.0	10.0	30.774	9	32.884	2.11	0.23								
31	74	5430G	15KR084SD	7	10	8	1	80.0	20.0	28.507	8	30.550	2.04	0.23								
32	64	5430G	15KR084SD	8	10	10	0	100.0	0.0	31.168	10	33.819	2.85	0.27								

INDEX	BKR	SMPLE	CLIENT	REPL	INIT	SURV	MORT	PSURV	PMORT	TARE	WT	DRY	TWT	WT	SURV	MORT	PSURV	PMORT	WT
33	96	5431G	15KR085SD	1	10	10	0	100.0	0.0	31.409	10	34.490	3.08	0.31					
34	5	5431G	15KR085SD	2	10	9	1	90.0	10.0	31.353	9	34.120	2.77	0.31					
35	68	5431G	15KR085SD	3	10	10	0	100.0	0.0	30.167	10	32.718	2.55	0.26					
36	82	5431G	15KR085SD	4	10	9	1	90.0	10.0	29.665	9	31.871	2.21	0.25					
37	80	5431G	15KR085SD	5	10	10	0	100.0	0.0	30.784	10	33.274	2.49	0.25	Mean	9.3	0.8	92.5	7.5
38	1	5431G	15KR085SD	6	10	8	2	80.0	20.0	29.458	8	31.805	2.35	0.29	SD	0.9	0.9	8.9	8.9
39	3	5431G	15KR085SD	7	10	8	2	80.0	20.0	29.740	8	32.360	2.62	0.33	n	8	8	8	8
40	97	5431G	15KR085SD	8	10	10	0	100.0	0.0	29.983	10	32.300	2.32	0.20					
41	28	5432G	15KR087SD	1	10	8	1	90.0	10.0	28.453	9	30.292	1.84	0.23					
42	16	5432G	15KR087SD	2	10	10	0	100.0	0.0	30.261	10	32.639	2.38	0.24					
43	25	5432G	15KR087SD	3	10	8	2	80.0	20.0	29.192	8	30.944	1.75	0.22					
44	46	5432G	15KR087SD	4	10	10	0	100.0	0.0	28.739	10	30.702	1.96	0.20					
45	45	5432G	15KR087SD	5	10	9	1	90.0	10.0	30.512	9	32.181	1.87	0.19	Mean	9.0	1.0	90.0	10.0
46	37	5432G	15KR087SD	6	10	6	4	60.0	40.0	29.902	6	31.608	1.70	0.28	SD	1.4	1.4	14.1	14.1
47	104	5432G	15KR087SD	7	10	10	0	100.0	0.0	32.573	10	35.769	3.20	0.32	n	8	8	8	8
48	79	5432G	15KR087SD	8	10	10	0	100.0	0.0	29.565	10	31.764	2.20	0.22					
49	40	5433G	15KR088SD	1	10	7	3	70.0	30.0	30.289	7	32.570	2.28	0.33					
50	50	5433G	15KR088SD	2	10	8	1	90.0	10.0	30.432	9	32.672	2.44	0.27					
51	93	5433G	15KR088SD	3	10	10	0	100.0	0.0	30.020	10	32.724	2.70	0.27					
52	75	5433G	15KR088SD	4	10	9	1	90.0	10.0	31.171	9	33.433	2.28	0.25					
53	39	5433G	15KR088SD	5	10	7	3	70.0	30.0	32.352	7	34.413	2.06	0.29	Mean	8.9	1.1	88.8	11.3
54	10	5433G	15KR088SD	6	10	9	1	90.0	10.0	31.856	9	33.955	2.10	0.23	SD	1.2	1.2	12.5	12.5
55	62	5433G	15KR088SD	7	10	10	0	100.0	0.0	31.487	10	34.320	2.83	0.28	n	8	8	8	8
56	68	5433G	15KR088SD	8	10	10	0	100.0	0.0	30.748	10	33.604	3.08	0.31					
57	91	5434G	15KR089SD	1	10	8	1	90.0	10.0	29.967	9	32.011	1.14	0.24					
58	55	5434G	15KR089SD	2	10	4	6	40.0	60.0	32.523	4	33.598	1.08	0.27					
59	87	5434G	15KR089SD	3	10	7	3	70.0	30.0	30.773	7	32.400	1.63	0.23					
60	22	5434G	15KR089SD	4	10	6	4	60.0	40.0	30.087	6	31.173	1.09	0.18					
61	59	5434G	15KR089SD	5	10	4	6	40.0	60.0	30.597	4	31.579	0.88	0.25	Mean	6.1	3.9	61.3	38.8
62	54	5434G	15KR089SD	6	10	7	3	70.0	30.0	30.308	7	31.978	1.67	0.24	SD	1.7	1.7	17.3	17.3
63	85	5434G	15KR089SD	7	10	7	3	70.0	30.0	31.715	7	33.260	1.55	0.22	n	8	8	8	8
64	86	5434G	15KR089SD	8	10	5	5	50.0	50.0	29.302	5	30.234	0.93	0.19					
65	8	5435G	15KR090SD	1	10	10	0	100.0	0.0	28.918	10	30.650	1.73	0.17					
66	71	5435G	15KR090SD	2	10	10	0	100.0	0.0	32.441	10	35.525	3.08	0.31					
67	18	5435G	15KR090SD	3	10	10	0	100.0	0.0	29.890	10	31.952	2.06	0.21					
68	38	5435G	15KR090SD	4	10	9	1	90.0	10.0	30.550	9	32.574	2.02	0.22					
69	33	5435G	15KR090SD	5	10	5	5	50.0	50.0	31.188	5	32.441	1.26	0.25	Mean	9.3	0.8	92.5	7.5
70	65	5435G	15KR090SD	6	10	10	0	100.0	0.0	30.795	10	33.032	2.24	0.22	SD	1.8	1.8	17.5	17.5
71	2	5435G	15KR090SD	7	10	10	0	100.0	0.0	32.232	10	33.962	1.73	0.17	n	8	8	8	8
72	89	5435G	15KR090SD	8	10	10	0	100.0	0.0	32.219	10	34.428	2.21	0.22					
73	81	5436G	15KR091SD	1	10	4	6	40.0	60.0	31.207	4	32.463	1.28	0.31					
74	98	5436G	15KR091SD	2	10	8	2	80.0	20.0	31.490	8	33.008	1.52	0.19					
75	57	5436G	15KR091SD	3	10	7	3	70.0	30.0	29.365	7	30.988	1.60	0.23					
76	82	5436G	15KR091SD	4	10	6	4	60.0	40.0	34.146	6	35.814	1.67	0.28					
77	84	5436G	15KR091SD	5	10	3	3	70.0	30.0	33.980	3	35.086	1.41	0.20	Mean	6.1	3.9	61.3	38.8
78	73	5436G	15KR091SD	6	10	8	4	80.0	40.0	29.393	8	30.970	1.59	0.26	SD	1.2	1.2	12.5	12.5
79	70	5436G	15KR091SD	7	10	6	4	60.0	40.0	30.655	6	31.944	1.29	0.21	n	8	8	8	8
80	44	5436G	15KR091SD	8	10	5	5	50.0	50.0	33.721	5	34.934	1.21	0.24					

INDEX	BACKR	SAMPL	CLIENT	DESCRIP	REPL	INIT	SURV	MORT	PSURV	PMORT	TARE	WT	WT	DRY	TWT	WT	SURV	MORT	PSURV	PMORT	WT	WT	
											WT (mg)	COUNT	WT (mg)	WT (mg)	WT (mg)	WT (mg)							
81	30	5437G	15KR092SD		1	10	10	0	100.0	0.0	28.711	10	31.080	2.37	0.24								
82	90	5437G	15KR092SD		2	10	10	0	100.0	0.0	30.440	10	32.862	2.42	0.24								
83	78	5437G	15KR092SD		3	10	10	0	100.0	0.0	32.175	10	34.464	2.29	0.23								
84	58	5437G	15KR092SD		4	10	8	2	80.0	20.0	32.207	8	34.064	1.86	0.23								
85	51	5437G	15KR092SD		5	10	6	1	90.0	10.0	30.429	9	32.041	1.61	0.18	Mean	9.0	1.0	90.0	10.0	0.23		
86	69	5437G	15KR092SD		6	10	8	2	80.0	20.0	28.785	8	30.875	2.08	0.28	SD	1.2	1.2	12.0	12.0	0.02		
87	12	5437G	15KR092SD		7	10	7	3	70.0	30.0	30.397	7	31.971	1.57	0.22	n	8	8	8	8	8	8	
88	83	5437G	15KR092SD		8	10	10	0	100.0	0.0	30.943	10	33.075	2.13	0.21								
89	11	5438G	15KR093SD		1	10	9	1	90.0	10.0	28.757	9	30.492	1.74	0.19								
90	58	5438G	15KR093SD		2	10	7	3	70.0	30.0	32.549	7	33.992	1.44	0.21								
91	60	5438G	15KR093SD		3	10	10	0	100.0	0.0	30.768	10	32.806	1.84	0.18								
92	4	5438G	15KR093SD		4	10	9	1	90.0	10.0	30.242	9	31.815	1.37	0.15								
93	24	5438G	15KR093SD		5	10	5	5	50.0	50.0	32.711	5	33.917	1.21	0.24	Mean	7.0	3.0	70.0	30.0	0.20		
94	21	5438G	15KR093SD		6	10	6	4	60.0	40.0	31.133	6	32.392	1.28	0.21	SD	2.6	2.6	26.2	26.2	0.03		
95	52	5438G	15KR093SD		7	10	8	2	80.0	20.0	30.580	8	32.187	1.91	0.20	n	8	8	8	8	8	8	
96	15	5438G	15KR093SD		8	10	2	8	20.0	80.0	30.806	2	31.248	0.44	0.22								
97	77	5438G	15KR098SD		1	10	9	1	90.0	10.0	28.885	9	31.438	2.55	0.28								
98	38	5438G	15KR098SD		2	10	7	3	70.0	30.0	31.214	7	33.708	2.49	0.36								
99	34	5438G	15KR098SD		3	10	9	1	90.0	10.0	29.387	9	31.517	2.13	0.24								
100	13	5439G	15KR098SD		4	10	9	1	90.0	10.0	30.155	9	32.525	2.37	0.26								
101	27	5439G	15KR098SD		5	10	10	0	100.0	0.0	30.739	10	33.091	2.35	0.24	Mean	9.0	1.0	90.0	10.0	0.28		
102	26	5439G	15KR098SD		6	10	8	2	80.0	20.0	30.888	8	32.882	2.18	0.27	SD	1.1	1.1	10.7	10.7	0.04		
103	42	5439G	15KR098SD		7	10	10	0	100.0	0.0	30.858	10	33.235	2.58	0.26	n	8	8	8	8	8	8	
104	99	5439G	15KR098SD		8	10	10	0	100.0	0.0	32.690	10	35.853	2.98	0.30								

**Survival and Growth: Control vs. both Reference Sediments**

**CETIS Analytical Report**

Report Date: 30 Nov-15 09:00 (p 5 of 5)  
 Test Code: 874-1 15-8552-1299

12/22/2015

Hyalella 28-d Survival and Growth Sediment Test							Northwestern Aquatic Sciences				
Analysis ID:	09-3566-5208	Endpoint:	Proportion Survived			CETIS Version:	CETISv1.8.7				
Analyzed:	30 Nov-15 8:59	Analysis:	Nonparametric-Two Sample			Official Results:	Yes				
Batch ID:	10-5989-7118	Test Type:	Survival-Growth			Analyst:					
Start Date:	25 Sep-15 10:30	Protocol:	EPA/600/R-99/064 (2000)			Diluent:	Dechlorinated Tap Water				
Ending Date:	23 Oct-15 11:00	Species:	Hyalella azteca			Brine:					
Duration:	28d 1h	Source:	Chesapeake Cultures, VA			Age:					
Sample Code	Sample ID	Sample Date	Receive Date	Sample Age	Client Name	Project					
Control 874-1	17-1631-8892	21 Sep-15 06:30	21 Sep-15 07:00	4d 4h	Test America						
15KR082SD	07-2107-8578	02 Sep-15 11:11	22 Sep-15 11:15	22d 23h							
Sample Code	Material Type	Sample Source	Station Location		Latitude	Longitude					
Control 874-1	Sediment	Kuskokwim River Sediment Char									
15KR082SD	Sediment	Kuskokwim River Sediment Char									
Data Transform	Zeta	Alt Hyp	Trials	Seed	PMSD	Test Result					
Angular (Corrected)	NA	C <> T	NA	NA	12.6%						
Wilcoxon Rank Sum Two-Sample Test											
Sample Code	vs	Sample Code	Test Stat	Critical	Ties	DF	P-Value	P-Type	Decision(α:5%)		
Control 874-1		15KR082SD	51.5	NA	2	14	0.0791	Exact	Non-Significant Effect		
ANOVA Table											
Source	Sum Squares	Mean Square	DF	F Stat	P-Value	Decision(α:5%)					
Between	0.1142294	0.1142294	1	3.899	0.0684	Non-Significant Effect					
Error	0.4101465	0.02929618	14								
Total	0.5243759		15								
Distributional Tests											
Attribute	Test	Test Stat	Critical	P-Value	Decision(α:1%)						
Variances	Variance Ratio F	1.976	8.885	0.3889	Equal Variances						
Distribution	Shapiro-Wilk W Normality	0.8137	0.8408	0.0042	Non-normal Distribution						
Proportion Survived Summary											
Sample Code	Count	Mean	95% LCL	95% UCL	Median	Min	Max	Std Err	CV%	%Effect	
Control 874-1	8	0.9375	0.8609	1	1	0.8	1	0.03239	9.77%	0.0%	
15KR082SD	8	0.8125	0.6827	0.9423	0.9	0.6	1	0.05489	19.11%	13.33%	
Angular (Corrected) Transformed Summary											
Sample Code	Count	Mean	95% LCL	95% UCL	Median	Min	Max	Std Err	CV%	%Effect	
Control 874-1	8	1.315	1.198	1.433	1.412	1.107	1.412	0.04961	10.67%	0.0%	
15KR082SD	8	1.146	0.9815	1.311	1.249	0.8861	1.412	0.06974	17.2%	12.85%	
Proportion Survived Detail											
Sample Code	Rep 1	Rep 2	Rep 3	Rep 4	Rep 5	Rep 6	Rep 7	Rep 8			
Control 874-1	1	0.9	1	1	1	0.8	0.8	1			
15KR082SD	0.6	0.6	0.7	1	0.9	0.9	0.9	0.9			
Angular (Corrected) Transformed Detail											
Sample Code	Rep 1	Rep 2	Rep 3	Rep 4	Rep 5	Rep 6	Rep 7	Rep 8			
Control 874-1	1.412	1.249	1.412	1.412	1.412	1.107	1.107	1.412			
15KR082SD	0.8861	0.8861	0.9912	1.412	1.249	1.249	1.249	1.249			

Page 54 of 216

30 of 137



**CETIS Analytical Report**

Report Date: 30 Nov-15 09:00 (p 4 of 5)

Test Code: 874-1 15-8552-1299

12/22/2015

Hyalella 28-d Survival and Growth Sediment Test						Northwestern Aquatic Sciences				
Analysis ID:	20-3031-1280	Endpoint:	Proportion Survived		CETIS Version:	CETISv1.8.7				
Analyzed:	30 Nov-15 8:59	Analysis:	Nonparametric-Two Sample		Official Results:	Yes				
Batch ID:	10-5989-7118	Test Type:	Survival-Growth		Analyst:					
Start Date:	25 Sep-15 10:30	Protocol:	EPA/600/R-99/064 (2000)		Diluent:	Dechlorinated Tap Water				
Ending Date:	23 Oct-15 11:00	Species:	Hyalella azteca		Brine:					
Duration:	28d 1h	Source:	Chesapeake Cultures, VA		Age:					
Sample Code	Sample ID	Sample Date	Receive Date	Sample Age	Client Name	Project				
Control 874-1	17-1631-8892	21 Sep-15 06:30	21 Sep-15 07:00	4d 4h	Test America					
15KR083SD	05-9987-8649	02 Sep-15 13:20	22 Sep-15 11:15	22d 21h						
Sample Code	Material Type	Sample Source	Station Location		Latitude	Longitude				
Control 874-1	Sediment	Kuskokwim River Sediment Char								
15KR083SD	Sediment	Kuskokwim River Sediment Char								
Data Transform	Zeta	Alt Hyp	Trials	Seed	PMSD	Test Result				
Angular (Corrected)	NA	C <> T	NA	NA	7.97%					
Wilcoxon Rank Sum Two-Sample Test										
Sample Code	vs	Sample Code	Test Stat	Critical	Ties	DF	P-Value	P-Type	Decision(α:5%)	
Control 874-1		15KR083SD	65	NA	2	14	0.7650	Exact	Non-Significant Effect	
ANOVA Table										
Source	Sum Squares	Mean Square	DF	F Stat	P-Value	Decision(α:5%)				
Between	0.005033694	0.005033694	1	0.3756	0.5498	Non-Significant Effect				
Error	0.1876122	0.01340087	14							
Total	0.1926459		15							
Distributional Tests										
Attribute	Test	Test Stat	Critical	P-Value	Decision(α:1%)					
Variances	Variance Ratio F	2.767	8.885	0.2027	Equal Variances					
Distribution	Shapiro-Wilk W Normality	0.7881	0.8408	0.0019	Non-normal Distribution					
Proportion Survived Summary										
Sample Code	Count	Mean	95% LCL	95% UCL	Median	Min	Max	Std Err	CV%	%Effect
Control 874-1	8	0.9375	0.8609	1	1	0.8	1	0.03239	9.77%	0.0%
15KR083SD	8	0.9625	0.9192	1	1	0.9	1	0.0183	5.38%	-2.67%
Angular (Corrected) Transformed Summary										
Sample Code	Count	Mean	95% LCL	95% UCL	Median	Min	Max	Std Err	CV%	%Effect
Control 874-1	8	1.315	1.198	1.433	1.412	1.107	1.412	0.04961	10.67%	0.0%
15KR083SD	8	1.351	1.28	1.421	1.412	1.249	1.412	0.02982	6.24%	-2.7%
Proportion Survived Detail										
Sample Code	Rep 1	Rep 2	Rep 3	Rep 4	Rep 5	Rep 6	Rep 7	Rep 8		
Control 874-1	1	0.9	1	1	1	0.8	0.8	1		
15KR083SD	1	1	0.9	1	0.9	0.9	1	1		
Angular (Corrected) Transformed Detail										
Sample Code	Rep 1	Rep 2	Rep 3	Rep 4	Rep 5	Rep 6	Rep 7	Rep 8		
Control 874-1	1.412	1.249	1.412	1.412	1.412	1.107	1.107	1.412		
15KR083SD	1.412	1.412	1.249	1.412	1.249	1.249	1.412	1.412		

Page 55 of 216

31 of 137

**CETIS Analytical Report**

Report Date: 30 Nov-15 09:00 (p 1 of 5)  
 Test Code: 874-1 15-8552-1299

12/22/2015

Hyalella 28-d Survival and Growth Sediment Test							Northwestern Aquatic Sciences				
Analysis ID:	03-5610-8963	Endpoint:	Mean Dry Weight-mg			CETIS Version:	CETISv1.8.7				
Analyzed:	30 Nov-15 8:59	Analysis:	Parametric-Two Sample			Official Results:	Yes				
Batch ID:	10-5989-7118	Test Type:	Survival-Growth			Analyst:					
Start Date:	25 Sep-15 10:30	Protocol:	EPA/600/R-99/064 (2000)			Diluent:	Dechlorinated Tap Water				
Ending Date:	23 Oct-15 11:00	Species:	Hyalella azteca			Brine:					
Duration:	28d 1h	Source:	Chesapeake Cultures, VA			Age:					
Sample Code	Sample ID	Sample Date	Receive Date	Sample Age	Client Name	Project					
Control 874-1	17-1631-8892	21 Sep-15 06:30	21 Sep-15 07:00	4d 4h	Test America						
15KR082SD	07-2107-8578	02 Sep-15 11:11	22 Sep-15 11:15	22d 23h							
Sample Code	Material Type	Sample Source	Station Location		Latitude	Longitude					
Control 874-1	Sediment	Kuskokwim River Sediment Char									
15KR082SD	Sediment	Kuskokwim River Sediment Char									
Data Transform	Zeta	Alt Hyp	Trials	Seed	PMSD	Test Result					
Untransformed	NA	C <> T	NA	NA	22.4%						
Equal Variance t Two-Sample Test											
Sample Code	vs	Sample Code	Test Stat	Critical	MSD	DF	P-Value	P-Type	Decision(α:5%)		
Control 874-1		15KR082SD	0.1079	2.145	0.057	14	0.9156	CDF	Non-Significant Effect		
ANOVA Table											
Source	Sum Squares	Mean Square	DF	F Stat	P-Value	Decision(α:5%)					
Between	3.299832E-05	3.299832E-05	1	0.01163	0.9156	Non-Significant Effect					
Error	0.0397169	0.002836922	14								
Total	0.0397499		15								
Distributional Tests											
Attribute	Test	Test Stat	Critical	P-Value	Decision(α:1%)						
Variances	Variance Ratio F	1.522	8.885	0.5932	Equal Variances						
Distribution	Shapiro-Wilk W Normality	0.9701	0.8408	0.8402	Normal Distribution						
Mean Dry Weight-mg Summary											
Sample Code	Count	Mean	95% LCL	95% UCL	Median	Min	Max	Std Err	CV%	%Effect	
Control 874-1	8	0.2554	0.2158	0.2951	0.2663	0.1931	0.3255	0.01677	18.57%	0.0%	
15KR082SD	8	0.2583	0.2094	0.3072	0.2653	0.1397	0.3499	0.02069	22.65%	-1.12%	
Mean Dry Weight-mg Detail											
Sample Code	Rep 1	Rep 2	Rep 3	Rep 4	Rep 5	Rep 6	Rep 7	Rep 8			
Control 874-1	0.1931	0.2751	0.2575	0.2797	0.2136	0.2039	0.3255	0.295			
15KR082SD	0.2482	0.2673	0.2633	0.2708	0.3499	0.2869	0.2403	0.1397			

Page 56 of 216

32 of 137

**CETIS Analytical Report**

Report Date: 30 Nov-15 09:00 (p 2 of 5)  
 Test Code: 874-1 15-8552-1299

12/22/2015

Hyalella 28-d Survival and Growth Sediment Test						Northwestern Aquatic Sciences				
Analysis ID:	14-6871-0756	Endpoint:	Mean Dry Weight-mg	CETIS Version:	CETISv1.8.7					
Analyzed:	30 Nov-15 8:59	Analysis:	Parametric-Two Sample	Official Results:	Yes					
Batch ID:	10-5989-7118	Test Type:	Survival-Growth	Analyst:						
Start Date:	25 Sep-15 10:30	Protocol:	EPA/600/R-99/064 (2000)	Diluent:	Dechlorinated Tap Water					
Ending Date:	23 Oct-15 11:00	Species:	Hyalella azteca	Brine:						
Duration:	28d 1h	Source:	Chesapeake Cultures, VA	Age:						
Sample Code	Sample ID	Sample Date	Receive Date	Sample Age	Client Name	Project				
Control 874-1	17-1631-8892	21 Sep-15 06:30	21 Sep-15 07:00	4d 4h	Test America					
15KR083SD	05-9987-8649	02 Sep-15 13:20	22 Sep-15 11:15	22d 21h						
Sample Code	Material Type	Sample Source	Station Location		Latitude	Longitude				
Control 874-1	Sediment	Kuskokwim River Sediment Char								
15KR083SD	Sediment	Kuskokwim River Sediment Char								
Data Transform	Zeta	Alt Hyp	Trials	Seed	PMSD	Test Result				
Untransformed	NA	C <> T	NA	NA	19.4%					
Equal Variance t Two-Sample Test										
Sample Code	vs	Sample Code	Test Stat	Critical	MSD	DF	P-Value	P-Type	Decision(α:5%)	
Control 874-1		15KR083SD	0.209	2.145	0.05	14	0.8375	CDF	Non-Significant Effect	
ANOVA Table										
Source	Sum Squares	Mean Square	DF	F Stat	P-Value	Decision(α:5%)				
Between	9.332348E-05	9.332348E-05	1	0.04368	0.8375	Non-Significant Effect				
Error	0.02991023	0.002136445	14							
Total	0.03000356		15							
Distributional Tests										
Attribute	Test	Test Stat	Critical	P-Value	Decision(α:1%)					
Variances	Variance Ratio F	1.112	8.885	0.8921	Equal Variances					
Distribution	Shapiro-Wilk W Normality	0.9706	0.8408	0.8490	Normal Distribution					
Mean Dry Weight-mg Summary										
Sample Code	Count	Mean	95% LCL	95% UCL	Median	Min	Max	Std Err	CV%	%Effect
Control 874-1	8	0.2554	0.2158	0.2951	0.2663	0.1931	0.3255	0.01677	18.57%	0.0%
15KR083SD	8	0.2506	0.213	0.2882	0.2447	0.1728	0.3162	0.0159	17.95%	1.89%
Mean Dry Weight-mg Detail										
Sample Code	Rep 1	Rep 2	Rep 3	Rep 4	Rep 5	Rep 6	Rep 7	Rep 8		
Control 874-1	0.1931	0.2751	0.2575	0.2797	0.2136	0.2039	0.3255	0.295		
15KR083SD	0.1728	0.2542	0.2782	0.2919	0.2352	0.222	0.3162	0.2342		

Page 57 of 216

33 of 137

## **Survival and Growth: References Against Each Other**

Project Name: P874-1 Hyalella % Survival

Sample: x1  
 Samp ID: 15KR082SD  
 Alias: NAS# 5428G  
 Replicates: 8  
 Mean: 81.25  
 SD: 15.526  
 Tr Mean: N/A  
 Trans SD: N/A

Ref Samp: x2  
 Ref ID: 15KR083SD  
 Alias: NAS# 5429G  
 Replicates: 8  
 Mean: 96.25  
 SD: 5.175  
 Tr Mean: N/A  
 Trans SD: N/A

Shapiro-Wilk Results:	Levene's Results:	Test Results:
Residual Mean: 0 Residual SD: 9.949 SS: 1880.51 K: 8 b: 39.985  Alpha Level: 0.05 Calculated Value: 0.8502 Critical Value: $\leq 0.887$  Normally Distributed: No  Override Option: Not Invoked	Test Residual Mean: 10.536 Test Residual SD: 7.124 Ref. Residual Mean: 8.641 Ref. Residual SD: 2.385 Deg. of Freedom: 14  Alpha Level: 0.1 Calculated Value: 0.7133 Critical Value: $\geq 1.761$  Variances Homogeneous: Yes	Statistic: Mann-Whitney Balanced Design: Yes Transformation: rank-order  Experimental Hypothesis Null: $x1 \geq x2$ Alternate: $x1 < x2$  Mann-Whitney N1: 8 Mann-Whitney N2: 8 Degrees of Freedom: Experimental Alpha Level: 0.05 Calculated Value: 52.5 Critical Value: $\geq 49.000$ Accept Null Hypothesis: No  Power: Min. Difference for Power:

Replicate Number	Test Data	Trans. Test Data	Reference Data	Trans. Reference Data	Levene's Test Residuals	Levene's Reference Residuals	Mann-Whitney Ranks	Rankits	Shapiro-Wilk Residuals
1	60	1.5	100	13.5	16.055	6.913	1.5		-16.055
2	60	1.5	100	13.5	16.055	6.913	1.5		-16.055
3	70	3	90	7	10.034	11.522	3		-11.522
4	100	13.5	100	13.5	23.177	6.913	7		-11.522
5	90	7	90	7	4.742	11.522	7		-11.522
6	90	7	90	7	4.742	11.522	7		-10.034
7	90	7	100	13.5	4.742	6.913	7		4.742
8	90	7	100	13.5	4.742	6.913	7		4.742
9							7		4.742
10							7		4.742
11							13.5		6.913
12							13.5		6.913
13							13.5		6.913
14							13.5		6.913
15							13.5		6.913
16							13.5		23.177

The percent survival in reference sediment 15KR082SD was significantly lower than that of the reference 15KR083SD at  $\alpha=0.05$ . -611

34 of 137

Sample: x1  
 Samp ID: 15KR083SD  
 Alias: NAS# 5429G  
 Replicates: 8  
 Mean: 96.25  
 SD: 5.175  
 Tr Mean: N/A  
 Trans SD: N/A

Ref Samp: x2  
 Ref ID: 15KR082SD  
 Alias: NAS# 5428G  
 Replicates: 8  
 Mean: 81.25  
 SD: 15.526  
 Tr Mean: N/A  
 Trans SD: N/A

Shapiro-Wilk Results:	Levene's Results:	Test Results:
Residual Mean: 0 Residual SD: 9.949 SS: 1880.51 K: 8 b: 39.985  Alpha Level: 0.05 Calculated Value: 0.8502 Critical Value: $\leq 0.887$  Normally Distributed: No  Override Option: Not Invoked	Test Residual Mean: 8.641 Test Residual SD: 2.385 Ref. Residual Mean: 10.536 Ref. Residual SD: 7.124 Deg. of Freedom: 14  Alpha Level: 0.1 Calculated Value: 0.7133 Critical Value: $\geq 1.761$  Variances Homogeneous: Yes	Statistic: Mann-Whitney Balanced Design: Yes Transformation: rank-order  Experimental Hypothesis Null: $x_1 \geq x_2$ Alternate: $x_1 < x_2$  Mann-Whitney N1: 8 Mann-Whitney N2: 8 Degrees of Freedom: Experimental Alpha Level: 0.05 Calculated Value: 11.5 Critical Value: $\geq 49.000$ Accept Null Hypothesis: Yes  Power: Min. Difference for Power:

Replicate Number	Test Data	Trans. Test Data	Reference Data	Trans. Reference Data	Levene's Test Residuals	Levene's Reference Residuals	Mann-Whitney Ranks	Rankits	Shapiro-Wilk Residuals
1	100	13.5	60	1.5	6.913	16.055	1.5		-16.055
2	100	13.5	60	1.5	6.913	16.055	1.5		-16.055
3	90	7	70	3	11.522	10.034	3		-11.522
4	100	13.5	100	13.5	6.913	23.177	7		-11.522
5	90	7	90	7	11.522	4.742	7		-11.522
6	90	7	90	7	11.522	4.742	7		-10.034
7	100	13.5	90	7	6.913	4.742	7		4.742
8	100	13.5	90	7	6.913	4.742	7		4.742
9							7		4.742
10							7		4.742
11							13.5		6.913
12							13.5		6.913
13							13.5		6.913
14							13.5		6.913
15							13.5		6.913
16							13.5		23.177

The percent survival in reference sediment 15KR083SD was not significantly lower than that of the reference 15KR082SD at  $\alpha=0.05$ . -GJI

Project Name: P874-1 Hyalella Growth (dry wt)

Sample: x1  
 Samp ID: 15KR083SD  
 Alias: NAS# 5429G  
 Replicates: 8  
 Mean: 0.25  
 SD: 0.047  
 Tr Mean: 0.25  
 Trans SD: 0.047

Ref Samp: x2  
 Ref ID: 15KR082SD  
 Alias: NAS# 5428G  
 Replicates: 8  
 Mean: 0.259  
 SD: 0.059  
 Tr Mean: 0.259  
 Trans SD: 0.059

Shapiro-Wilk Results:	Levene's Results:	Test Results:
Residual Mean: 0 Residual SD: 0.045 SS: 0.039 K: 8 b: 0.194  Alpha Level: 0.05 Calculated Value: 0.9531 Critical Value: $\leq 0.887$  Normally Distributed: Yes  Override Option: N/A	Test Residual Mean: 0.035 Test Residual SD: 0.028 Ref. Residual Mean: 0.037 Ref. Residual SD: 0.044 Deg. of Freedom: 14  Alpha Level: 0.1 Calculated Value: 0.0853 Critical Value: $\geq 1.761$  Variances Homogeneous: Yes	Statistic: Student's t Balanced Design: Yes Transformation: No Transformation  Experimental Hypothesis Null: $x1 \geq x2$ Alternate: $x1 < x2$  Degrees of Freedom: 14 Experimental Alpha Level: 0.05 Calculated Value: 0.3304 Critical Value: $\geq 1.761$ Accept Null Hypothesis: Yes  Power: Min. Difference for Power:

Replicate Number	Test Data	Trans. Test Data	Reference Data	Trans. Reference Data	Levene's Test Residuals	Levene's Reference Residuals	Mann-Whitney Ranks	Rankits	Shapiro-Wilk Residuals
1	0.17	0.17	0.25	0.25	0.08	0.009			-0.119
2	0.25	0.25	0.27	0.27	0	0.011			-0.08
3	0.28	0.28	0.26	0.26	0.03	0.001			-0.03
4	0.29	0.29	0.27	0.27	0.04	0.011			-0.02
5	0.24	0.24	0.35	0.35	0.01	0.091			-0.019
6	0.22	0.22	0.29	0.29	0.03	0.031			-0.01
7	0.32	0.32	0.24	0.24	0.07	0.019			-0.009
8	0.23	0.23	0.14	0.14	0.02	0.119			0
9									0.001
10									0.011
11									0.011
12									0.03
13									0.031
14									0.04
15									0.07
16									0.091

Average individual growth (dry wt) in reference sediment 15KR083SD is not significantly less than that in the reference 15KR082SD at  $\alpha=0.05$ . -621

Project Name: P874-1 Hyalella Growth (dry wt)

Sample: x1  
 Samp ID: 15KR082SD  
 Alias: NAS# 5428G  
 Replicates: 8  
 Mean: 0.259  
 SD: 0.059  
 Tr Mean: 0.259  
 Trans SD: 0.059

Ref Samp: x2  
 Ref ID: 15KR083SD  
 Alias: NAS# 5429G  
 Replicates: 8  
 Mean: 0.25  
 SD: 0.047  
 Tr Mean: 0.25  
 Trans SD: 0.047

Shapiro-Wilk Results:	Levene's Results:	Test Results:
Residual Mean: 0 Residual SD: 0.045 SS: 0.039 K: 8 b: 0.194  Alpha Level: 0.05 Calculated Value: 0.9531 Critical Value: $\leq 0.887$  Normally Distributed: Yes  Override Option: N/A	Test Residual Mean: 0.037 Test Residual SD: 0.044 Ref. Residual Mean: 0.035 Ref. Residual SD: 0.028 Deg. of Freedom: 14  Alpha Level: 0.1 Calculated Value: 0.0853 Critical Value: $\geq 1.761$  Variances Homogeneous: Yes	Statistic: Student's t Balanced Design: Yes Transformation: No Transformation  Experimental Hypothesis Null: $x1 \geq x2$ Alternate: $x1 < x2$  Degrees of Freedom: 14 Experimental Alpha Level: 0.05 Calculated Value: -0.3304 Critical Value: $\geq 1.761$ Accept Null Hypothesis: Yes  Power: Min. Difference for Power:

Replicate Number	Test Data	Trans. Test Data	Reference Data	Trans. Reference Data	Levene's Test Residuals	Levene's Reference Residuals	Mann-Whitney Ranks	Rankits	Shapiro-Wilk Residuals
1	0.25	0.25	0.17	0.17	0.009	0.08			-0.119
2	0.27	0.27	0.25	0.25	0.011	0			-0.08
3	0.26	0.26	0.28	0.28	0.001	0.03			-0.03
4	0.27	0.27	0.29	0.29	0.011	0.04			-0.02
5	0.35	0.35	0.24	0.24	0.091	0.01			-0.019
6	0.29	0.29	0.22	0.22	0.031	0.03			-0.01
7	0.24	0.24	0.32	0.32	0.019	0.07			-0.009
8	0.14	0.14	0.23	0.23	0.119	0.02			0
9									0.001
10									0.011
11									0.011
12									0.03
13									0.031
14									0.04
15									0.07
16									0.091

Average individual growth (dry wt) in reference sediment 15KR082SD is not significantly less than that in the reference 15KR083SD at  $\alpha=0.05$ . -CSL



**Survival: Control vs. Test Sediments**

**CETIS Analytical Report**

Report Date: 25 Nov-15 14:31 (p 11 of 20)  
 Test Code: 874-1 | 15-8552-1299

12/22/2015

**Hyalella 28-d Survival and Growth Sediment Test** **Northwestern Aquatic Sciences**

Analysis ID: 09-9707-4413 Endpoint: Proportion Survived CETIS Version: CETISv1.8.7  
 Analyzed: 25 Nov-15 14:11 Analysis: Nonparametric-Two Sample Official Results: Yes

Batch ID: 10-5989-7118 Test Type: Survival-Growth Analyst:  
 Start Date: 25 Sep-15 10:30 Protocol: EPA/600/R-99/064 (2000) Diluent: Dechlorinated Tap Water  
 Ending Date: 23 Oct-15 11:00 Species: Hyalella azteca Brine:  
 Duration: 28d 1h Source: Chesapeake Cultures, VA Age:

Sample Code	Sample ID	Sample Date	Receive Date	Sample Age	Client Name	Project
Control 874-1	17-1631-8892	21 Sep-15 06:30	21 Sep-15 07:00	4d 4h	Test America	
15KR084SD	02-8109-3592	05 Sep-15 16:16	22 Sep-15 11:15	19d 18h		

Sample Code	Material Type	Sample Source	Station Location	Latitude	Longitude
Control 874-1	Sediment	Kuskokwim River Sediment Char			
15KR084SD	Sediment	Kuskokwim River Sediment Char			

Data Transform	Zeta	Alt Hyp	Trials	Seed	PMSD	Test Result
Angular (Corrected)	NA	C > T	NA	NA	8.18%	

**Wilcoxon Rank Sum Two-Sample Test**

Sample Code vs Sample Code	Test Stat	Critical	Ties	DF	P-Value	P-Type	Decision(α:5%)
Control 874-1 vs 15KR084SD	65.5	NA	2	14	0.4119	Exact	Non-Significant Effect

**ANOVA Table**

Source	Sum Squares	Mean Square	DF	F Stat	P-Value	Decision(α:5%)
Between	0.001174183	0.001174183	1	0.05646	0.8156	Non-Significant Effect
Error	0.2911539	0.02079671	14			
Total	0.2923281		15			

**Distributional Tests**

Attribute	Test	Test Stat	Critical	P-Value	Decision(α:1%)
Variances	Variance Ratio F	1.113	8.885	0.8916	Equal Variances
Distribution	Shapiro-Wilk W Normality	0.7888	0.8408	0.0019	Non-normal Distribution

**Proportion Survived Summary**

Group	Count	Mean	95% LCL	95% UCL	Median	Min	Max	Std Err	CV%	%Effect
Control 874-1	8	0.9375	0.8609	1	1	0.8	1	0.03239	9.77%	0.0%
15KR084SD	8	0.925	0.8385	1	0.95	0.7	1	0.0366	11.19%	1.33%

**Angular (Corrected) Transformed Summary**

Group	Count	Mean	95% LCL	95% UCL	Median	Min	Max	Std Err	CV%	%Effect
Control 874-1	8	1.315	1.198	1.433	1.412	1.107	1.412	0.04961	10.67%	0.0%
15KR084SD	8	1.298	1.175	1.422	1.331	0.9912	1.412	0.05233	11.4%	1.3%

**Proportion Survived Detail**

Group	Rep 1	Rep 2	Rep 3	Rep 4	Rep 5	Rep 6	Rep 7	Rep 8
Control 874-1	1	0.9	1	1	1	0.8	0.8	1
15KR084SD	0.9	1	0.7	1	1	0.9	0.9	1

**Angular (Corrected) Transformed Detail**

Group	Rep 1	Rep 2	Rep 3	Rep 4	Rep 5	Rep 6	Rep 7	Rep 8
Control 874-1	1.412	1.249	1.412	1.412	1.412	1.107	1.107	1.412
15KR084SD	1.249	1.412	0.9912	1.412	1.412	1.249	1.249	1.412

**Proportion Survived Binomials**

Group	Rep 1	Rep 2	Rep 3	Rep 4	Rep 5	Rep 6	Rep 7	Rep 8
Control 874-1	10/10	9/10	10/10	10/10	10/10	8/10	8/10	10/10
15KR084SD	9/10	10/10	7/10	10/10	10/10	9/10	9/10	10/10

38 of 137

Page 64 of 216

**CETIS Analytical Report**

Report Date: 25 Nov-15 14:31 (p 12 of 20)  
 Test Code: 874-1 15-8552-1299

12/22/2015

Hyalella 28-d Survival and Growth Sediment Test							Northwestern Aquatic Sciences			
Analysis ID:	10-8038-1436	Endpoint:	Proportion Survived			CETIS Version:	CETISv1.8.7			
Analyzed:	25 Nov-15 14:11	Analysis:	Nonparametric-Two Sample			Official Results:	Yes			
Batch ID:	10-5989-7118	Test Type:	Survival-Growth			Analyst:				
Start Date:	25 Sep-15 10:30	Protocol:	EPA/600/R-99/064 (2000)			Diluent:	Dechlorinated Tap Water			
Ending Date:	23 Oct-15 11:00	Species:	Hyalella azteca			Brine:				
Duration:	28d 1h	Source:	Chesapeake Cultures, VA			Age:				
Sample Code	Sample ID	Sample Date	Receive Date	Sample Age	Client Name	Project				
Control 874-1	17-1631-8892	21 Sep-15 06:30	21 Sep-15 07:00	4d 4h	Test America					
15KR085SD	19-8292-8550	02 Sep-15 17:00	22 Sep-15 11:15	22d 17h						
Sample Code	Material Type	Sample Source	Station Location		Latitude	Longitude				
Control 874-1	Sediment	Kuskokwim River Sediment Char								
15KR085SD	Sediment	Kuskokwim River Sediment Char								
Data Transform	Zeta	Alt Hyp	Trials	Seed	PMSD	Test Result				
Angular (Corrected)	NA	C > T	NA	NA	7.79%					
Wilcoxon Rank Sum Two-Sample Test										
Sample Code	vs	Sample Code	Test Stat	Critical	Ties	DF	P-Value	P-Type	Decision(α:5%)	
Control 874-1		15KR085SD	65	NA	3	14	0.4608	Exact	Non-Significant Effect	
ANOVA Table										
Source	Sum Squares	Mean Square	DF	F Stat	P-Value	Decision(α:5%)				
Between	0.001659958	0.001659958	1	0.08691	0.7725	Non-Significant Effect				
Error	0.2673843	0.01909888	14							
Total	0.2690443		15							
Distributional Tests										
Attribute	Test	Test Stat	Critical	P-Value	Decision(α:1%)					
Variances	Variance Ratio F	1.064	8.885	0.9373	Equal Variances					
Distribution	Shapiro-Wilk W	0.7701	0.8408	0.0011	Non-normal Distribution					
Proportion Survived Summary										
Group	Count	Mean	95% LCL	95% UCL	Median	Min	Max	Std Err	CV%	%Effect
Control 874-1	8	0.9375	0.8609	1	1	0.8	1	0.03239	9.77%	0.0%
15KR085SD	8	0.925	0.8509	0.9991	0.95	0.8	1	0.03134	9.58%	1.33%
Angular (Corrected) Transformed Summary										
Group	Count	Mean	95% LCL	95% UCL	Median	Min	Max	Std Err	CV%	%Effect
Control 874-1	8	1.315	1.198	1.433	1.412	1.107	1.412	0.04961	10.67%	0.0%
15KR085SD	8	1.295	1.181	1.409	1.331	1.107	1.412	0.0481	10.51%	1.55%
Proportion Survived Detail										
Group	Rep 1	Rep 2	Rep 3	Rep 4	Rep 5	Rep 6	Rep 7	Rep 8		
Control 874-1	1	0.9	1	1	1	0.8	0.8	1		
15KR085SD	1	0.9	1	0.9	1	0.8	0.8	1		
Angular (Corrected) Transformed Detail										
Group	Rep 1	Rep 2	Rep 3	Rep 4	Rep 5	Rep 6	Rep 7	Rep 8		
Control 874-1	1.412	1.249	1.412	1.412	1.412	1.107	1.107	1.412		
15KR085SD	1.412	1.249	1.412	1.249	1.412	1.107	1.107	1.412		
Proportion Survived Binomials										
Group	Rep 1	Rep 2	Rep 3	Rep 4	Rep 5	Rep 6	Rep 7	Rep 8		
Control 874-1	10/10	9/10	10/10	10/10	10/10	8/10	8/10	10/10		
15KR085SD	10/10	9/10	10/10	9/10	10/10	8/10	8/10	10/10		

Page 65 of 216

39 of 137

**CETIS Analytical Report**

Report Date: 25 Nov-15 14:31 (p 13 of 20)  
 Test Code: 874-1 15-8552-1299

12/22/2015

Hyaella 28-d Survival and Growth Sediment Test							Northwestern Aquatic Sciences			
Analysis ID:	20-9624-0766	Endpoint:	Proportion Survived			CETIS Version:	CETISv1.8.7			
Analyzed:	25 Nov-15 14:11	Analysis:	Nonparametric-Two Sample			Official Results:	Yes			
Batch ID:	10-5989-7118	Test Type:	Survival-Growth			Analyst:				
Start Date:	25 Sep-15 10:30	Protocol:	EPA/600/R-99/064 (2000)			Diluent:	Dechlorinated Tap Water			
Ending Date:	23 Oct-15 11:00	Species:	Hyaella azteca			Brine:				
Duration:	28d 1h	Source:	Chesapeake Cultures, VA			Age:				
Sample Code	Sample ID	Sample Date	Receive Date	Sample Age	Client Name	Project				
Control 874-1	17-1631-8892	21 Sep-15 06:30	21 Sep-15 07:00	4d 4h	Test America					
15KR087SD	11-4764-2282	02 Sep-15 18:25	22 Sep-15 11:15	22d 16h						
Sample Code	Material Type	Sample Source	Station Location		Latitude	Longitude				
Control 874-1	Sediment	Kuskokwim River Sediment Char								
15KR087SD	Sediment	Kuskokwim River Sediment Char								
Data Transform	Zeta	Alt Hyp	Trials	Seed	PMSD	Test Result				
Angular (Corrected)	NA	C > T	NA	NA	9.74%					
Wilcoxon Rank Sum Two-Sample Test										
Sample Code	vs	Sample Code	Test Stat	Critical	Ties	DF	P-Value	P-Type	Decision(α:5%)	
Control 874-1		15KR087SD	64	NA	3	14	0.3727	Exact	Non-Significant Effect	
ANOVA Table										
Source	Sum Squares	Mean Square	DF	F Stat	P-Value	Decision(α:5%)				
Between	0.009218013	0.009218013	1	0.3282	0.5758	Non-Significant Effect				
Error	0.3932301	0.02808786	14							
Total	0.4024481		15							
Distributional Tests										
Attribute	Test	Test Stat	Critical	P-Value	Decision(α:1%)					
Variances	Variance Ratio F	1.853	8.885	0.4343	Equal Variances					
Distribution	Shapiro-Wilk W Normality	0.8321	0.8408	0.0075	Non-normal Distribution					
Proportion Survived Summary										
Group	Count	Mean	95% LCL	95% UCL	Median	Min	Max	Std Err	CV%	%Effect
Control 874-1	8	0.9375	0.8609	1	1	0.8	1	0.03239	9.77%	0.0%
15KR087SD	8	0.9	0.7818	1	0.95	0.6	1	0.05	15.71%	4.0%
Angular (Corrected) Transformed Summary										
Group	Count	Mean	95% LCL	95% UCL	Median	Min	Max	Std Err	CV%	%Effect
Control 874-1	8	1.315	1.198	1.433	1.412	1.107	1.412	0.04961	10.67%	0.0%
15KR087SD	8	1.267	1.108	1.427	1.331	0.8861	1.412	0.06754	15.07%	3.65%
Proportion Survived Detail										
Group	Rep 1	Rep 2	Rep 3	Rep 4	Rep 5	Rep 6	Rep 7	Rep 8		
Control 874-1	1	0.9	1	1	1	0.8	0.8	1		
15KR087SD	0.9	1	0.8	1	0.9	0.6	1	1		
Angular (Corrected) Transformed Detail										
Group	Rep 1	Rep 2	Rep 3	Rep 4	Rep 5	Rep 6	Rep 7	Rep 8		
Control 874-1	1.412	1.249	1.412	1.412	1.412	1.107	1.107	1.412		
15KR087SD	1.249	1.412	1.107	1.412	1.249	0.8861	1.412	1.412		
Proportion Survived Binomials										
Group	Rep 1	Rep 2	Rep 3	Rep 4	Rep 5	Rep 6	Rep 7	Rep 8		
Control 874-1	10/10	9/10	10/10	10/10	10/10	8/10	8/10	10/10		
15KR087SD	9/10	10/10	8/10	10/10	9/10	6/10	10/10	10/10		

Page 66 of 216

40 of 137  
 CETIS™ v1.8.7.4

**CETIS Analytical Report**

Report Date: 25 Nov-15 14:31 (p 14 of 20)  
 Test Code: 874-1 15-8552-1299

12/22/2015

**Hyalella 28-d Survival and Growth Sediment Test** Northwestern Aquatic Sciences

Analysis ID: 03-4369-0911 **Endpoint:** Proportion Survived **CETIS Version:** CETISv1.8.7  
 Analyzed: 25 Nov-15 14:11 **Analysis:** Parametric-Two Sample **Official Results:** Yes

**Batch ID:** 10-5989-7118 **Test Type:** Survival-Growth **Analyst:**  
**Start Date:** 25 Sep-15 10:30 **Protocol:** EPA/600/R-99/064 (2000) **Diluent:** Dechlorinated Tap Water  
**Ending Date:** 23 Oct-15 11:00 **Species:** Hyalella azteca **Brine:**  
**Duration:** 28d 1h **Source:** Chesapeake Cultures, VA **Age:**

Sample Code	Sample ID	Sample Date	Receive Date	Sample Age	Client Name	Project
Control 874-1	17-1631-8892	21 Sep-15 06:30	21 Sep-15 07:00	4d 4h	Test America	
15KR088SD	14-8995-5801	02 Sep-15 19:00	22 Sep-15 11:15	22d 16h		

Sample Code	Material Type	Sample Source	Station Location	Latitude	Longitude
Control 874-1	Sediment	Kuskokwim River Sediment Char			
15KR088SD	Sediment	Kuskokwim River Sediment Char			

Data Transform	Zeta	Alt Hyp	Trials	Seed	PMSD	Test Result
Angular (Corrected)	NA	C > T	NA	NA	9.11%	

**Equal Variance t Two-Sample Test**

Sample Code vs Sample Code	Test Stat	Critical	MSD	DF	P-Value	P-Type	Decision(α:5%)
Control 874-1 vs 15KR088SD	0.8816	1.761	0.139	14	0.1964	CDF	Non-Significant Effect

**ANOVA Table**

Source	Sum Squares	Mean Square	DF	F Stat	P-Value	Decision(α:5%)
Between	0.01945502	0.01945502	1	0.7773	0.3929	Non-Significant Effect
Error	0.3504149	0.02502963	14			
Total	0.3698699		15			

**Distributional Tests**

Attribute	Test	Test Stat	Critical	P-Value	Decision(α:1%)
Variances	Variance Ratio F	1.543	8.885	0.5814	Equal Variances
Distribution	Shapiro-Wilk W Normality	0.8479	0.8408	0.0127	Normal Distribution

**Proportion Survived Summary**

Group	Count	Mean	95% LCL	95% UCL	Median	Min	Max	Std Err	CV%	%Effect
Control 874-1	8	0.9375	0.8609	1	1	0.8	1	0.03239	9.77%	0.0%
15KR088SD	8	0.8875	0.7833	0.9917	0.9	0.7	1	0.04407	14.04%	5.33%

**Angular (Corrected) Transformed Summary**

Group	Count	Mean	95% LCL	95% UCL	Median	Min	Max	Std Err	CV%	%Effect
Control 874-1	8	1.315	1.198	1.433	1.412	1.107	1.412	0.04961	10.67%	0.0%
15KR088SD	8	1.246	1.1	1.391	1.249	0.9912	1.412	0.06162	13.99%	5.3%

**Proportion Survived Detail**

Group	Rep 1	Rep 2	Rep 3	Rep 4	Rep 5	Rep 6	Rep 7	Rep 8
Control 874-1	1	0.9	1	1	1	0.8	0.8	1
15KR088SD	0.7	0.9	1	0.9	0.7	0.9	1	1

**Angular (Corrected) Transformed Detail**

Group	Rep 1	Rep 2	Rep 3	Rep 4	Rep 5	Rep 6	Rep 7	Rep 8
Control 874-1	1.412	1.249	1.412	1.412	1.412	1.107	1.107	1.412
15KR088SD	0.9912	1.249	1.412	1.249	0.9912	1.249	1.412	1.412

**Proportion Survived Binomials**

Group	Rep 1	Rep 2	Rep 3	Rep 4	Rep 5	Rep 6	Rep 7	Rep 8
Control 874-1	10/10	9/10	10/10	10/10	10/10	8/10	8/10	10/10
15KR088SD	7/10	9/10	10/10	9/10	7/10	9/10	10/10	10/10

Page 67 of 216

41 of 137  
 CETIS™ v1.8.7.4

**CETIS Analytical Report**

Report Date: 25 Nov-15 14:31 (p 15 of 20)  
 Test Code: 874-1 15-8552-1299

12/22/2015

Hyalella 28-d Survival and Growth Sediment Test							Northwestern Aquatic Sciences				
Analysis ID: 05-2630-0118		Endpoint: Proportion Survived		CETIS Version: CETISv1.8.7							
Analyzed: 25 Nov-15 14:11		Analysis: Parametric Two Sample		Official Results: Yes							
Batch ID: 10-5989-7118		Test Type: Survival-Growth		Analyst:							
Start Date: 25 Sep-15 10:30		Protocol: EPA/600/R-99/064 (2000)		Diluent: Dechlorinated Tap Water							
Ending Date: 23 Oct-15 11:00		Species: Hyalella azteca		Brine:							
Duration: 28d 1h		Source: Chesapeake Cultures, VA		Age:							
Sample Code	Sample ID	Sample Date	Receive Date	Sample Age	Client Name	Project					
Control 874-1	17-1631-8892	21 Sep-15 06:30	21 Sep-15 07:00	4d 4h	Test America						
15KR089SD	08-9083-1299	06 Sep-15 13:30	22 Sep-15 11:15	18d 21h							
Sample Code	Material Type	Sample Source	Station Location		Latitude	Longitude					
Control 874-1	Sediment	Kuskokwim River Sediment Char									
15KR089SD	Sediment	Kuskokwim River Sediment Char									
Data Transform	Zeta	Alt Hyp	Trials	Seed	PMSD	Test Result					
Angular (Corrected)	NA	C > T	NA	NA	9.69%						
Equal Variance t Two-Sample Test											
Sample Code	vs	Sample Code	Test Stat	Critical	MSD	DF	P-Value	P-Type	Decision(α:5%)		
Control 874-1		15KR089SD	4.882	1.761	0.147	14	0.0001	CDF	Significant Effect		
ANOVA Table											
Source	Sum Squares	Mean Square	DF	F Stat	P-Value	Decision(α:5%)					
Between	0.6642228	0.6642228	1	23.84	0.0002	Significant Effect					
Error	0.3900911	0.02786365	14								
Total	1.054314		15								
Distributional Tests											
Attribute	Test	Test Stat	Critical	P-Value	Decision(α:1%)						
Variances	Variance Ratio F	1.831	8.885	0.4435	Equal Variances						
Distribution	Shapiro-Wilk W Normality	0.8648	0.8408	0.0227	Normal Distribution						
Proportion Survived Summary											
Group	Count	Mean	95% LCL	95% UCL	Median	Min	Max	Std Err	CV%	%Effect	
Control 874-1	8	0.9375	0.8609	1	1	0.8	1	0.03239	9.77%	0.0%	
15KR089SD	8	0.6125	0.4681	0.7569	0.65	0.4	0.9	0.06105	28.19%	34.67%	
Angular (Corrected) Transformed Summary											
Group	Count	Mean	95% LCL	95% UCL	Median	Min	Max	Std Err	CV%	%Effect	
Control 874-1	8	1.315	1.198	1.433	1.412	1.107	1.412	0.04961	10.67%	0.0%	
15KR089SD	8	0.9079	0.7492	1.067	0.9386	0.6847	1.249	0.06712	20.91%	30.98%	
Proportion Survived Detail											
Group	Rep 1	Rep 2	Rep 3	Rep 4	Rep 5	Rep 6	Rep 7	Rep 8			
Control 874-1	1	0.9	1	1	1	0.8	0.8	1			
15KR089SD	0.9	0.4	0.7	0.6	0.4	0.7	0.7	0.5			
Angular (Corrected) Transformed Detail											
Group	Rep 1	Rep 2	Rep 3	Rep 4	Rep 5	Rep 6	Rep 7	Rep 8			
Control 874-1	1.412	1.249	1.412	1.412	1.412	1.107	1.107	1.412			
15KR089SD	1.249	0.6847	0.9912	0.8861	0.6847	0.9912	0.9912	0.7854			
Proportion Survived Binomials											
Group	Rep 1	Rep 2	Rep 3	Rep 4	Rep 5	Rep 6	Rep 7	Rep 8			
Control 874-1	10/10	9/10	10/10	10/10	10/10	8/10	8/10	10/10			
15KR089SD	9/10	4/10	7/10	6/10	4/10	7/10	7/10	5/10			

Page 68 of 216

42 of 137  
 CETIS™ v1.8.7.4

**CETIS Analytical Report**

Report Date: 25 Nov-15 14:31 (p 16 of 20)  
 Test Code: 874-1 15-8552-1299

12/22/2015

Hyalella 28-d Survival and Growth Sediment Test						Northwestern Aquatic Sciences					
Analysis ID:	08-8982-7485	Endpoint:	Proportion Survived			CETIS Version:	CETISv1.8.7				
Analyzed:	25 Nov-15 14:11	Analysis:	Nonparametric-Two Sample			Official Results:	Yes				
Batch ID:	10-5989-7118	Test Type:	Survival-Growth			Analyst:					
Start Date:	25 Sep-15 10:30	Protocol:	EPA/600/R-99/064 (2000)			Diluent:	Dechlorinated Tap Water				
Ending Date:	23 Oct-15 11:00	Species:	Hyalella azteca			Brine:					
Duration:	28d 1h	Source:	Chesapeake Cultures, VA			Age:					
Sample Code	Sample ID	Sample Date	Receive Date	Sample Age	Client Name	Project					
Control 874-1	17-1631-8892	21 Sep-15 06:30	21 Sep-15 07:00	4d 4h	Test America						
15KR090SD	19-8991-2116	03 Sep-15 09:44	22 Sep-15 11:15	22d 1h							
Sample Code	Material Type	Sample Source	Station Location		Latitude	Longitude					
Control 874-1	Sediment	Kuskokwim River Sediment Char									
15KR090SD	Sediment	Kuskokwim River Sediment Char									
Data Transform	Zeta	Alt Hyp	Trials	Seed	PMSD	Test Result					
Angular (Corrected)	NA	C > T	NA	NA	10.9%						
Wilcoxon Rank Sum Two-Sample Test											
Sample Code	vs	Sample Code	Test Stat	Critical	Ties	DF	P-Value	P-Type	Decision(α:5%)		
Control 874-1		15KR090SD	71.5	NA	2	14	0.6795	Exact	Non-Significant Effect		
ANOVA Table											
Source	Sum Squares	Mean Square	DF	F Stat	P-Value	Decision(α:5%)					
Between	1.781507E-05	1.781507E-05	1	0.000521	0.9821	Non-Significant Effect					
Error	0.4790916	0.03422083	14								
Total	0.4791094		15								
Distributional Tests											
Attribute	Test	Test Stat	Critical	P-Value	Decision(α:1%)						
Variances	Variance Ratio F	2.476	8.885	0.2545	Equal Variances						
Distribution	Shapiro-Wilk W Normality	0.6336	0.8408	<0.0001	Non-normal Distribution						
Proportion Survived Summary											
Group	Count	Mean	95% LCL	95% UCL	Median	Min	Max	Std Err	CV%	%Effect	
Control 874-1	8	0.9375	0.8609	1	1	0.8	1	0.03239	9.77%	0.0%	
15KR090SD	8	0.925	0.7785	1	1	0.5	1	0.06196	18.95%	1.33%	
Angular (Corrected) Transformed Summary											
Group	Count	Mean	95% LCL	95% UCL	Median	Min	Max	Std Err	CV%	%Effect	
Control 874-1	8	1.315	1.198	1.433	1.412	1.107	1.412	0.04961	10.67%	0.0%	
15KR090SD	8	1.313	1.129	1.498	1.412	0.7854	1.412	0.07807	16.81%	0.16%	
Proportion Survived Detail											
Group	Rep 1	Rep 2	Rep 3	Rep 4	Rep 5	Rep 6	Rep 7	Rep 8			
Control 874-1	1	0.9	1	1	1	0.8	0.8	1			
15KR090SD	1	1	1	0.9	0.5	1	1	1			
Angular (Corrected) Transformed Detail											
Group	Rep 1	Rep 2	Rep 3	Rep 4	Rep 5	Rep 6	Rep 7	Rep 8			
Control 874-1	1.412	1.249	1.412	1.412	1.412	1.107	1.107	1.412			
15KR090SD	1.412	1.412	1.412	1.249	0.7854	1.412	1.412	1.412			
Proportion Survived Binomials											
Group	Rep 1	Rep 2	Rep 3	Rep 4	Rep 5	Rep 6	Rep 7	Rep 8			
Control 874-1	10/10	9/10	10/10	10/10	10/10	8/10	8/10	10/10			
15KR090SD	10/10	10/10	10/10	9/10	5/10	10/10	10/10	10/10			

Page 69 of 216

43 of 137  
 CETIS™ v1.8.7.4

**CETIS Analytical Report**

Report Date: 25 Nov-15 14:31 (p 17 of 20)  
 Test Code: 874-1 15-8552-1299

12/22/2015

Hyalella 28-d Survival and Growth Sediment Test							Northwestern Aquatic Sciences			
Analysis ID:	04-5473-3253		Endpoint:	Proportion Survived		CETIS Version:	CETISv1.8.7			
Analyzed:	25 Nov-15 14:11		Analysis:	Parametric-Two Sample		Official Results:	Yes			
Batch ID:	10-5989-7118		Test Type:	Survival-Growth		Analyst:				
Start Date:	25 Sep-15 10:30		Protocol:	EPA/600/R-99/064 (2000)		Diluent:	Dechlorinated Tap Water			
Ending Date:	23 Oct-15 11:00		Species:	Hyalella azteca		Brine:				
Duration:	28d 1h		Source:	Chesapeake Cultures, VA		Age:				
Sample Code	Sample ID	Sample Date	Receive Date	Sample Age	Client Name	Project				
Control 874-1	17-1631-8892	21 Sep-15 06:30	21 Sep-15 07:00	4d 4h	Test America					
15KR091SD	05-2188-6902	06 Sep-15 17:30	22 Sep-15 11:15	18d 17h						
Sample Code	Material Type	Sample Source	Station Location		Latitude	Longitude				
Control 874-1	Sediment	Kuskokwim River Sediment Char								
15KR091SD	Sediment	Kuskokwim River Sediment Char								
Data Transform	Zeta	Alt Hyp	Trials	Seed	PMSD	Test Result				
Angular (Corrected)	NA	C > T	NA	NA	7.63%					
Equal Variance t Two-Sample Test										
Sample Code	vs	Sample Code	Test Stat	Critical	MSD	DF	P-Value	P-Type	Decision( $\alpha$ :5%)	
Control 874-1		15KR091SD	6.095	1.761	0.119	14	<0.0001	CDF	Significant Effect	
ANOVA Table										
Source	Sum Squares	Mean Square	DF	F Stat	P-Value	Decision( $\alpha$ :5%)				
Between	0.6829424	0.6829424	1	37.15	<0.0001	Significant Effect				
Error	0.2573644	0.01838317	14							
Total	0.9403068		15							
Distributional Tests										
Attribute	Test	Test Stat	Critical	P-Value	Decision( $\alpha$ :1%)					
Variances	Variance Ratio F	1.153	8.885	0.8560	Equal Variances					
Distribution	Shapiro-Wilk W Normality	0.8778	0.8408	0.0359	Normal Distribution					
Proportion Survived Summary										
Group	Count	Mean	95% LCL	95% UCL	Median	Min	Max	Std Err	CV%	%Effect
Control 874-1	8	0.9375	0.8609	1	1	0.8	1	0.03239	9.77%	0.0%
15KR091SD	8	0.6125	0.5083	0.7167	0.6	0.4	0.8	0.04407	20.35%	34.67%
Angular (Corrected) Transformed Summary										
Group	Count	Mean	95% LCL	95% UCL	Median	Min	Max	Std Err	CV%	%Effect
Control 874-1	8	1.315	1.198	1.433	1.412	1.107	1.412	0.04961	10.67%	0.0%
15KR091SD	8	0.9022	0.793	1.011	0.8861	0.6847	1.107	0.0462	14.48%	31.41%
Proportion Survived Detail										
Group	Rep 1	Rep 2	Rep 3	Rep 4	Rep 5	Rep 6	Rep 7	Rep 8		
Control 874-1	1	0.9	1	1	1	0.8	0.8	1		
15KR091SD	0.4	0.8	0.7	0.6	0.7	0.6	0.6	0.5		
Angular (Corrected) Transformed Detail										
Group	Rep 1	Rep 2	Rep 3	Rep 4	Rep 5	Rep 6	Rep 7	Rep 8		
Control 874-1	1.412	1.249	1.412	1.412	1.412	1.107	1.107	1.412		
15KR091SD	0.6847	1.107	0.9912	0.8861	0.9912	0.8861	0.8861	0.7854		
Proportion Survived Binomials										
Group	Rep 1	Rep 2	Rep 3	Rep 4	Rep 5	Rep 6	Rep 7	Rep 8		
Control 874-1	10/10	9/10	10/10	10/10	10/10	8/10	8/10	10/10		
15KR091SD	4/10	8/10	7/10	6/10	7/10	6/10	6/10	5/10		

Page 70 of 216

44 of 137



**CETIS Analytical Report**

Report Date: 25 Nov-15 14:31 (p 18 of 20)  
 Test Code: 874-1 } 15-8552-1299

12/22/2015

Hyalella 28-d Survival and Growth Sediment Test							Northwestern Aquatic Sciences			
Analysis ID:	04-2948-0879	Endpoint:	Proportion Survived			CETIS Version:	CETISv1.8.7			
Analyzed:	25 Nov-15 14:12	Analysis:	Nonparametric-Two Sample			Official Results:	Yes			
Batch ID:	10-5989-7118	Test Type:	Survival-Growth			Analyst:				
Start Date:	25 Sep-15 10:30	Protocol:	EPA/600/R-99/064 (2000)			Diluent:	Dechlorinated Tap Water			
Ending Date:	23 Oct-15 11:00	Species:	Hyalella azteca			Brine:				
Duration:	28d 1h	Source:	Chesapeake Cultures, VA			Age:				
Sample Code	Sample ID	Sample Date	Receive Date	Sample Age	Client Name	Project				
Control 874-1	17-1631-8892	21 Sep-15 06:30	21 Sep-15 07:00	4d 4h	Test America					
15KR092SD	11-6812-3165	03 Sep-15 11:40	22 Sep-15 11:15	21d 23h						
Sample Code	Material Type	Sample Source	Station Location		Latitude	Longitude				
Control 874-1	Sediment	Kuskokwim River Sediment Char								
15KR092SD	Sediment	Kuskokwim River Sediment Char								
Data Transform	Zeta	Alt Hyp	Trials	Seed	PMSD	Test Result				
Angular (Corrected)	NA	C > T	NA	NA	9.09%					
Wilcoxon Rank Sum Two-Sample Test										
Sample Code	vs	Sample Code	Test Stat	Critical	Ties	DF	P-Value	P-Type	Decision( $\alpha$ :5%)	
Control 874-1		15KR092SD	62.5	NA	3	14	0.3238	Exact	Non-Significant Effect	
ANOVA Table										
Source	Sum Squares	Mean Square	DF	F Stat	P-Value	Decision( $\alpha$ :5%)				
Between	0.01107017	0.01107017	1	0.4437	0.5162	Non-Significant Effect				
Error	0.3493092	0.02495066	14							
Total	0.3603794		15							
Distributional Tests										
Attribute	Test	Test Stat	Critical	P-Value	Decision( $\alpha$ :1%)					
Variances	Variance Ratio F	1.535	8.885	0.5859	Equal Variances					
Distribution	Shapiro-Wilk W Normality	0.8318	0.8408	0.0074	Non-normal Distribution					
Proportion Survived Summary										
Group	Count	Mean	95% LCL	95% UCL	Median	Min	Max	Std Err	CV%	%Effect
Control 874-1	8	0.9375	0.8609	1	1	0.8	1	0.03239	9.77%	0.0%
15KR092SD	8	0.9	0.8001	0.9999	0.95	0.7	1	0.04226	13.28%	4.0%
Angular (Corrected) Transformed Summary										
Group	Count	Mean	95% LCL	95% UCL	Median	Min	Max	Std Err	CV%	%Effect
Control 874-1	8	1.315	1.198	1.433	1.412	1.107	1.412	0.04961	10.67%	0.0%
15KR092SD	8	1.263	1.118	1.408	1.331	0.9912	1.412	0.06145	13.76%	4.0%
Proportion Survived Detail										
Group	Rep 1	Rep 2	Rep 3	Rep 4	Rep 5	Rep 6	Rep 7	Rep 8		
Control 874-1	1	0.9	1	1	1	0.8	0.8	1		
15KR092SD	1	1	1	0.8	0.9	0.8	0.7	1		
Angular (Corrected) Transformed Detail										
Group	Rep 1	Rep 2	Rep 3	Rep 4	Rep 5	Rep 6	Rep 7	Rep 8		
Control 874-1	1.412	1.249	1.412	1.412	1.412	1.107	1.107	1.412		
15KR092SD	1.412	1.412	1.412	1.107	1.249	1.107	0.9912	1.412		
Proportion Survived Binomials										
Group	Rep 1	Rep 2	Rep 3	Rep 4	Rep 5	Rep 6	Rep 7	Rep 8		
Control 874-1	10/10	9/10	10/10	10/10	10/10	8/10	8/10	10/10		
15KR092SD	10/10	10/10	10/10	8/10	9/10	8/10	7/10	10/10		

Page 71 of 216

45 of 137

**CETIS Analytical Report**

Report Date: 25 Nov-15 14:31 (p 19 of 20)  
 Test Code: 874-1 15-8552-1299

12/22/2015

**Hyalella 28-d Survival and Growth Sediment Test** Northwestern Aquatic Sciences

Analysis ID: 03-2748-8354      Endpoint: Proportion Survived      CETIS Version: CETISv1.8.7  
 Analyzed: 25 Nov-15 14:12      Analysis: Parametric Two Sample      Official Results: Yes

Batch ID: 10-5989-7118      Test Type: Survival-Growth      Analyst:  
 Start Date: 25 Sep-15 10:30      Protocol: EPA/600/R-99/064 (2000)      Diluent: Dechlorinated Tap Water  
 Ending Date: 23 Oct-15 11:00      Species: Hyalella azteca      Brine:  
 Duration: 28d 1h      Source: Chesapeake Cultures, VA      Age:

Sample Code	Sample ID	Sample Date	Receive Date	Sample Age	Client Name	Project
Control 874-1	17-1631-8892	21 Sep-15 06:30	21 Sep-15 07:00	4d 4h	Test America	
15KR093SD	12-3637-7543	06 Sep-15 19:30	22 Sep-15 11:15	18d 15h		

Sample Code	Material Type	Sample Source	Station Location	Latitude	Longitude
Control 874-1	Sediment	Kuskokwim River Sediment Char			
15KR093SD	Sediment	Kuskokwim River Sediment Char			

Data Transform	Zeta	Alt Hyp	Trials	Seed	PMSD	Test Result
Angular (Corrected)	NA	C > T	NA	NA	14.7%	

**Equal Variance t Two-Sample Test**

Sample Code vs Sample Code	Test Stat	Critical	MSD	DF	P-Value	P-Type	Decision(α:5%)
Control 874-1 vs 15KR093SD	2.509	1.761	0.209	14	0.0125	CDF	Significant Effect

**ANOVA Table**

Source	Sum Squares	Mean Square	DF	F Stat	P-Value	Decision(α:5%)
Between	0.3539917	0.3539917	1	6.295	0.0250	Significant Effect
Error	0.7873083	0.05623631	14			
Total	1.1413		15			

**Distributional Tests**

Attribute	Test	Test Stat	Critical	P-Value	Decision(α:1%)
Variances	Variance Ratio F	4.713	8.885	0.0581	Equal Variances
Distribution	Shapiro-Wilk W Normality	0.9368	0.8408	0.3112	Normal Distribution

**Proportion Survived Summary**

Group	Count	Mean	95% LCL	95% UCL	Median	Min	Max	Std Err	CV%	%Effect
Control 874-1	8	0.9375	0.8609	1	1	0.8	1	0.03239	9.77%	0.0%
15KR093SD	8	0.7	0.4811	0.9189	0.75	0.2	1	0.09258	37.41%	25.33%

**Angular (Corrected) Transformed Summary**

Group	Count	Mean	95% LCL	95% UCL	Median	Min	Max	Std Err	CV%	%Effect
Control 874-1	8	1.315	1.198	1.433	1.412	1.107	1.412	0.04961	10.67%	0.0%
15KR093SD	8	1.018	0.7633	1.273	1.049	0.4636	1.412	0.1077	29.92%	22.62%

**Proportion Survived Detail**

Group	Rep 1	Rep 2	Rep 3	Rep 4	Rep 5	Rep 6	Rep 7	Rep 8
Control 874-1	1	0.9	1	1	1	0.8	0.8	1
15KR093SD	0.9	0.7	1	0.9	0.5	0.6	0.8	0.2

**Angular (Corrected) Transformed Detail**

Group	Rep 1	Rep 2	Rep 3	Rep 4	Rep 5	Rep 6	Rep 7	Rep 8
Control 874-1	1.412	1.249	1.412	1.412	1.412	1.107	1.107	1.412
15KR093SD	1.249	0.9912	1.412	1.249	0.7854	0.8861	1.107	0.4636

**Proportion Survived Binomials**

Group	Rep 1	Rep 2	Rep 3	Rep 4	Rep 5	Rep 6	Rep 7	Rep 8
Control 874-1	10/10	9/10	10/10	10/10	10/10	8/10	8/10	10/10
15KR093SD	9/10	7/10	10/10	9/10	5/10	6/10	8/10	2/10

Page 72 of 216

46 of 137  
 CETIS™ v1.8.7.4

**CETIS Analytical Report**

Report Date: 25 Nov-15 14:31 (p 20 of 20)  
 Test Code: 874-1 15-8552-1299

12/22/2015

Hyalella 28-d Survival and Growth Sediment Test						Northwestern Aquatic Sciences				
Analysis ID:	05-7928-0575	Endpoint:	Proportion Survived		CETIS Version:	CETISv1 8.7				
Analyzed:	25 Nov-15 14:12	Analysis:	Parametric-Two Sample		Official Results:	Yes				
Batch ID:	10-5989-7118	Test Type:	Survival-Growth		Analyst:					
Start Date:	25 Sep-15 10:30	Protocol:	EPA/600/R-99/064 (2000)		Diluent:	Dechlorinated Tap Water				
Ending Date:	23 Oct-15 11:00	Species:	Hyalella azteca		Brine:					
Duration:	28d 1h	Source:	Chesapeake Cultures, VA		Age:					
Sample Code	Sample ID	Sample Date	Receive Date	Sample Age	Client Name	Project				
Control 874-1	17-1631-8892	21 Sep-15 06:30	21 Sep-15 07:00	4d 4h	Test America					
15KR099SD	20-3303-6234	05 Sep-15 10:50	22 Sep-15 11:15	20d						
Sample Code	Material Type	Sample Source	Station Location		Latitude	Longitude				
Control 874-1	Sediment	Kuskokwim River Sediment Char								
15KR099SD	Sediment	Kuskokwim River Sediment Char								
Data Transform	Zeta	Alt Hyp	Trials	Seed	PMSD	Test Result				
Angular (Corrected)	NA	C > T	NA	NA	8.37%					
Equal Variance t Two-Sample Test										
Sample Code	vs	Sample Code	Test Stat	Critical	MSD	DF	P-Value	P-Type	Decision( $\alpha:5\%$ )	
Control 874-1		15KR099SD	0.7508	1.761	0.13	14	0.2326	CDF	Non-Significant Effect	
ANOVA Table										
Source	Sum Squares	Mean Square	DF	F Stat	P-Value	Decision( $\alpha:5\%$ )				
Between	0.01220654	0.01220654	1	0.5637	0.4652	Non-Significant Effect				
Error	0.3031401	0.02165287	14							
Total	0.3153467		15							
Distributional Tests										
Attribute	Test	Test Stat	Critical	P-Value	Decision( $\alpha:1\%$ )					
Variances	Variance Ratio F	1.2	8.885	0.8164	Equal Variances					
Distribution	Shapiro-Wilk W Normality	0.8693	0.8408	0.0265	Normal Distribution					
Proportion Survived Summary										
Group	Count	Mean	95% LCL	95% UCL	Median	Min	Max	Std Err	CV%	%Effect
Control 874-1	8	0.9375	0.8609	1	1	0.8	1	0.03239	9.77%	0.0%
15KR099SD	8	0.9	0.8106	0.9894	0.9	0.7	1	0.0378	11.88%	4.0%
Angular (Corrected) Transformed Summary										
Group	Count	Mean	95% LCL	95% UCL	Median	Min	Max	Std Err	CV%	%Effect
Control 874-1	8	1.315	1.198	1.433	1.412	1.107	1.412	0.04961	10.67%	0.0%
15KR099SD	8	1.26	1.132	1.389	1.249	0.9912	1.412	0.05433	12.2%	4.2%
Proportion Survived Detail										
Group	Rep 1	Rep 2	Rep 3	Rep 4	Rep 5	Rep 6	Rep 7	Rep 8		
Control 874-1	1	0.9	1	1	1	0.8	0.8	1		
15KR099SD	0.9	0.7	0.9	0.9	1	0.8	1	1		
Angular (Corrected) Transformed Detail										
Group	Rep 1	Rep 2	Rep 3	Rep 4	Rep 5	Rep 6	Rep 7	Rep 8		
Control 874-1	1.412	1.249	1.412	1.412	1.412	1.107	1.107	1.412		
15KR099SD	1.249	0.9912	1.249	1.249	1.412	1.107	1.412	1.412		
Proportion Survived Binomials										
Group	Rep 1	Rep 2	Rep 3	Rep 4	Rep 5	Rep 6	Rep 7	Rep 8		
Control 874-1	10/10	9/10	10/10	10/10	10/10	8/10	8/10	10/10		
15KR099SD	9/10	7/10	9/10	9/10	10/10	8/10	10/10	10/10		

Page 73 of 216

47 of 137  
 CETIS™ v1.8.7.4

**Growth: Control vs. Test Sediments**

**CETIS Analytical Report**

Report Date: 25 Nov-15 14:31 (p 1 of 20)  
 Test Code: 874-1 15-8552-1299

12/22/2015

Hyalella 28-d Survival and Growth Sediment Test							Northwestern Aquatic Sciences			
Analysis ID:	14-2820-4449	Endpoint:	Mean Dry Weight-mg			CETIS Version:	CETISv1.8.7			
Analyzed:	25 Nov-15 14:13	Analysis:	Parametric-Two Sample			Official Results:	Yes			
Batch ID:	10-5989-7118	Test Type:	Survival-Growth			Analyst:				
Start Date:	25 Sep-15 10:30	Protocol:	EPA/600/R-99/064 (2000)			Diluent:	Dechlorinated Tap Water			
Ending Date:	23 Oct-15 11:00	Species:	Hyalella azteca			Brine:				
Duration:	28d 1h	Source:	Chesapeake Cultures, VA			Age:				
Sample Code	Sample ID	Sample Date	Receive Date	Sample Age	Client Name	Project				
Control 874-1	17-1631-8892	21 Sep-15 06:30	21 Sep-15 07:00	4d 4h	Test America					
15KR084SD	02-8109-3592	05 Sep-15 16:16	22 Sep-15 11:15	19d 18h						
Sample Code	Material Type	Sample Source	Station Location		Latitude	Longitude				
Control 874-1	Sediment	Kuskokwim River Sediment Char								
15KR084SD	Sediment	Kuskokwim River Sediment Char								
Data Transform	Zeta	Alt Hyp	Trials	Seed	PMSD	Test Result				
Untransformed	NA	C > T	NA	NA	12.6%					
Equal Variance t Two-Sample Test										
Sample Code	vs	Sample Code	Test Stat	Critical	MSD	DF	P-Value	P-Type	Decision( $\alpha$ :5%)	
Control 874-1		15KR084SD	0.9059	1.761	0.032	14	0.1902	CDF	Non-Significant Effect	
ANOVA Table										
Source	Sum Squares	Mean Square	DF	F Stat	P-Value	Decision( $\alpha$ :5%)				
Between	0.001092465	0.001092465	1	0.8207	0.3803	Non-Significant Effect				
Error	0.01863579	0.001331128	14							
Total	0.01972826		15							
Distributional Tests										
Attribute	Test	Test Stat	Critical	P-Value	Decision( $\alpha$ :1%)					
Variances	Variance Ratio F	5.455	8.885	0.0396	Equal Variances					
Distribution	Shapiro-Wilk W Normality	0.9659	0.8408	0.7678	Normal Distribution					
Mean Dry Weight-mg Summary										
Group	Count	Mean	95% LCL	95% UCL	Median	Min	Max	Std Err	CV%	%Effect
Control 874-1	8	0.2554	0.2158	0.2951	0.2663	0.1931	0.3255	0.01677	18.57%	0.0%
15KR084SD	8	0.2389	0.2219	0.2559	0.2398	0.1992	0.2651	0.00718	8.5%	6.47%
Mean Dry Weight-mg Detail										
Group	Rep 1	Rep 2	Rep 3	Rep 4	Rep 5	Rep 6	Rep 7	Rep 8		
Control 874-1	0.1931	0.2751	0.2575	0.2797	0.2136	0.2039	0.3255	0.295		
15KR084SD	0.2489	0.2355	0.2441	0.2569	0.1992	0.2344	0.227	0.2651		

Page 75 of 216

48 of 137

**CETIS Analytical Report**

Report Date: 25 Nov-15 14:31 (p 2 of 20)  
 Test Code: 874-1 15-8552-1299

12/22/2015

Hyalella 28-d Survival and Growth Sediment Test						Northwestern Aquatic Sciences				
Analysis ID:	11-5515-7124	Endpoint:	Mean Dry Weight-mg	CETIS Version:	CETISv1.8.7					
Analyzed:	25 Nov-15 14:13	Analysis:	Parametric-Two Sample	Official Results:	Yes					
Batch ID:	10-5989-7118	Test Type:	Survival-Growth	Analyst:						
Start Date:	25 Sep-15 10:30	Protocol:	EPA/600/R-99/064 (2000)	Diluent:	Dechlorinated Tap Water					
Ending Date:	23 Oct-15 11:00	Species:	Hyalella azteca	Brine:						
Duration:	28d 1h	Source:	Chesapeake Cultures, VA	Age:						
Sample Code	Sample ID	Sample Date	Receive Date	Sample Age	Client Name	Project				
Control 874-1	17-1631-8892	21 Sep-15 06:30	21 Sep-15 07:00	4d 4h	Test America					
15KR085SD	19-8292-8550	02 Sep-15 17:00	22 Sep-15 11:15	22d 17h						
Sample Code	Material Type	Sample Source	Station Location	Latitude	Longitude					
Control 874-1	Sediment	Kuskokwim River Sediment Char								
15KR085SD	Sediment	Kuskokwim River Sediment Char								
Data Transform	Zeta	Alt Hyp	Trials	Seed	PMSD	Test Result				
Untransformed	NA	C > T	NA	NA	14.5%					
Equal Variance t Two-Sample Test										
Sample Code	vs Sample Code	Test Stat	Critical	MSD	DF	P-Value	P-Type	Decision(α:5%)		
Control 874-1	15KR085SD	-1.033	1.761	0.037	14	0.8405	CDF	Non-Significant Effect		
ANOVA Table										
Source	Sum Squares	Mean Square	DF	F Stat	P-Value	Decision(α:5%)				
Between	0.001891037	0.001891037	1	1.068	0.3190	Non-Significant Effect				
Error	0.02479385	0.00177099	14							
Total	0.02668489		15							
Distributional Tests										
Attribute	Test	Test Stat	Critical	P-Value	Decision(α:1%)					
Variances	Variance Ratio F	1.741	8.885	0.4816	Equal Variances					
Distribution	Shapiro-Wilk W Normality	0.9449	0.8408	0.4135	Normal Distribution					
Mean Dry Weight-mg Summary										
Group	Count	Mean	95% LCL	95% UCL	Median	Min	Max	Std Err	CV%	%Effect
Control 874-1	8	0.2554	0.2158	0.2951	0.2663	0.1931	0.3255	0.01677	18.57%	0.0%
15KR085SD	8	0.2772	0.2471	0.3072	0.2742	0.2317	0.3275	0.01271	12.97%	-8.51%
Mean Dry Weight-mg Detail										
Group	Rep 1	Rep 2	Rep 3	Rep 4	Rep 5	Rep 6	Rep 7	Rep 8		
Control 874-1	0.1931	0.2751	0.2575	0.2797	0.2136	0.2039	0.3255	0.295		
15KR085SD	0.3081	0.3074	0.2551	0.2451	0.249	0.2934	0.3275	0.2317		

Page 76 of 216

49 of 137

**CETIS Analytical Report**

Report Date: 25 Nov-15 14:31 (p 3 of 20)  
 Test Code: 874-1 15-8552-1299

12/22/2015

Hyalella 28-d Survival and Growth Sediment Test							Northwestern Aquatic Sciences				
Analysis ID:	09-5476-6462		Endpoint:	Mean Dry Weight-mg			CETIS Version:	CETISv1.8.7			
Analyzed:	25 Nov-15 14:13		Analysis:	Parametric-Two Sample			Official Results:	Yes			
Batch ID:	10-5989-7118		Test Type:	Survival-Growth			Analyst:				
Start Date:	25 Sep-15 10:30		Protocol:	EPA/600/R-99/064 (2000)			Diluent:	Dechlorinated Tap Water			
Ending Date:	23 Oct-15 11:00		Species:	Hyalella azteca			Brine:				
Duration:	28d 1h		Source:	Chesapeake Cultures, VA			Age:				
Sample Code	Sample ID	Sample Date	Receive Date	Sample Age	Client Name	Project					
Control 874-1	17-1631-8892	21 Sep-15 06:30	21 Sep-15 07:00	4d 4h	Test America						
15KR087SD	11-4764-2282	02 Sep-15 18:25	22 Sep-15 11:15	22d 16h							
Sample Code	Material Type	Sample Source	Station Location	Latitude	Longitude						
Control 874-1	Sediment	Kuskokwim River Sediment Char									
15KR087SD	Sediment	Kuskokwim River Sediment Char									
Data Transform	Zeta	Alt Hyp	Trials	Seed	PMSD	Test Result					
Untransformed	NA	C > T	NA	NA	16.1%						
Equal Variance t Two-Sample Test											
Sample Code	vs	Sample Code	Test Stat	Critical	MSD	DF	P-Value	P-Type	Decision(α:5%)		
Control 874-1		15KR087SD	0.9455	1.761	0.041	14	0.1802	CDF	Non-Significant Effect		
ANOVA Table											
Source	Sum Squares	Mean Square	DF	F Stat	P-Value	Decision(α:5%)					
Between	0.001958239	0.001958239	1	0.8939	0.3605	Non-Significant Effect					
Error	0.03066966	0.00219069	14								
Total	0.0326279		15								
Distributional Tests											
Attribute	Test	Test Stat	Critical	P-Value	Decision(α:1%)						
Variances	Variance Ratio F	1.056	8.885	0.9450	Equal Variances						
Distribution	Shapiro-Wilk W Normality	0.9531	0.8408	0.5401	Normal Distribution						
Mean Dry Weight-mg Summary											
Group	Count	Mean	95% LCL	95% UCL	Median	Min	Max	Std Err	CV%	%Effect	
Control 874-1	8	0.2554	0.2158	0.2951	0.2663	0.1931	0.3255	0.01677	18.57%	0.0%	
15KR087SD	8	0.2333	0.1947	0.2719	0.2195	0.1854	0.3196	0.01632	19.79%	8.66%	
Mean Dry Weight-mg Detail											
Group	Rep 1	Rep 2	Rep 3	Rep 4	Rep 5	Rep 6	Rep 7	Rep 8			
Control 874-1	0.1931	0.2751	0.2575	0.2797	0.2136	0.2039	0.3255	0.295			
15KR087SD	0.2043	0.2378	0.219	0.1963	0.1854	0.284	0.3196	0.2199			

Page 77 of 216

50 of 137

**CETIS Analytical Report**

Report Date: 25 Nov-15 14:31 (p 4 of 20)  
 Test Code: 874-1 15-8552-1299

12/22/2015

**Hyalella 28-d Survival and Growth Sediment Test** **Northwestern Aquatic Sciences**

Analysis ID: 02-0620-5881      Endpoint: Mean Dry Weight-mg      CETIS Version: CETISv1.8.7  
 Analyzed: 25 Nov-15 14:13      Analysis: Parametric-Two Sample      Official Results: Yes

Batch ID: 10-5989-7118      Test Type: Survival-Growth      Analyst:  
 Start Date: 25 Sep-15 10:30      Protocol: EPA/600/R-99/064 (2000)      Diluent: Dechlorinated Tap Water  
 Ending Date: 23 Oct-15 11:00      Species: Hyalella azteca      Brine:  
 Duration: 28d 1h      Source: Chesapeake Cultures, VA      Age:

Sample Code	Sample ID	Sample Date	Receive Date	Sample Age	Client Name	Project
Control 874-1	17-1631-8892	21 Sep-15 06:30	21 Sep-15 07:00	4d 4h	Test America	
15KR088SD	14-8995-5801	02 Sep-15 19:00	22 Sep-15 11:15	22d 16h		

Sample Code	Material Type	Sample Source	Station Location	Latitude	Longitude
Control 874-1	Sediment	Kuskokwim River Sediment Char			
15KR088SD	Sediment	Kuskokwim River Sediment Char			

Data Transform	Zeta	Alt Hyp	Trials	Seed	PMSD	Test Result
Untransformed	NA	C > T	NA	NA	13.6%	

**Equal Variance t Two-Sample Test**

Sample Code	vs	Sample Code	Test Stat	Critical	MSD	DF	P-Value	P-Type	Decision(α:5%)
Control 874-1		15KR088SD	-1.213	1.761	0.035	14	0.8773	CDF	Non-Significant Effect

**ANOVA Table**

Source	Sum Squares	Mean Square	DF	F Stat	P-Value	Decision(α:5%)
Between	0.002300794	0.002300794	1	1.471	0.2453	Non-Significant Effect
Error	0.02190457	0.001564612	14			
Total	0.02420536		15			

**Distributional Tests**

Attribute	Test	Test Stat	Critical	P-Value	Decision(α:1%)
Variances	Variance Ratio F	2.558	8.885	0.2384	Equal Variances
Distribution	Shapiro-Wilk W Normality	0.9714	0.8408	0.8605	Normal Distribution

**Mean Dry Weight-mg Summary**

Group	Count	Mean	95% LCL	95% UCL	Median	Min	Max	Std Err	CV%	%Effect
Control 874-1	8	0.2554	0.2158	0.2951	0.2663	0.1931	0.3255	0.01677	18.57%	0.0%
15KR088SD	8	0.2794	0.2546	0.3042	0.2772	0.2332	0.3259	0.01048	10.61%	-9.39%

**Mean Dry Weight-mg Detail**

Group	Rep 1	Rep 2	Rep 3	Rep 4	Rep 5	Rep 6	Rep 7	Rep 8
Control 874-1	0.1931	0.2751	0.2575	0.2797	0.2136	0.2039	0.3255	0.295
15KR088SD	0.3259	0.2711	0.2704	0.2513	0.2944	0.2332	0.2833	0.3056

Page 78 of 216

SI of 137



**CETIS Analytical Report**

Report Date: 25 Nov-15 14:31 (p 5 of 20)  
 Test Code: 874-1 15-8552-1299

12/22/2015

**Hyalella 28-d Survival and Growth Sediment Test** **Northwestern Aquatic Sciences**

Analysis ID: 10-8788-2821 Endpoint: Mean Dry Weight-mg  
 Analyzed: 25 Nov-15 14:13 Analysis: Parametric-Two Sample  
 CETIS Version: CETISv1.8.7  
 Official Results: Yes

Batch ID: 10-5989-7118 Test Type: Survival-Growth Analyst:  
 Start Date: 25 Sep-15 10:30 Protocol: EPA/600/R-99/064 (2000) Diluent: Dechlorinated Tap Water  
 Ending Date: 23 Oct-15 11:00 Species: Hyalella azteca Brine:  
 Duration: 28d 1h Source: Chesapeake Cultures, VA Age:

Sample Code	Sample ID	Sample Date	Receive Date	Sample Age	Client Name	Project
Control 874-1	17-1631-8892	21 Sep-15 06:30	21 Sep-15 07:00	4d 4h	Test America	
15KR089SD	08-9083-1299	06 Sep-15 13:30	22 Sep-15 11:15	18d 21h		

Sample Code	Material Type	Sample Source	Station Location	Latitude	Longitude
Control 874-1	Sediment	Kuskokwim River Sediment Char			
15KR089SD	Sediment	Kuskokwim River Sediment Char			

Data Transform	Zeta	Alt Hyp	Trials	Seed	PMSD	Test Result
Untransformed	NA	C > T	NA	NA	13.6%	

**Equal Variance t Two-Sample Test**

Sample Code	vs Sample Code	Test Stat	Critical	MSD	DF	P-Value	P-Type	Decision(α:5%)
Control 874-1	15KR089SD	1.464	1.761	0.035	14	0.0826	CDF	Non-Significant Effect

**ANOVA Table**

Source	Sum Squares	Mean Square	DF	F Stat	P-Value	Decision(α:5%)
Between	0.003358181	0.003358181	1	2.144	0.1652	Non-Significant Effect
Error	0.02192506	0.001566076	14			
Total	0.02528324		15			

**Distributional Tests**

Attribute	Test	Test Stat	Critical	P-Value	Decision(α:1%)
Variances	Variance Ratio F	2.55	8.885	0.2400	Equal Variances
Distribution	Shapiro-Wilk W Normality	0.9446	0.8408	0.4093	Normal Distribution

**Mean Dry Weight-mg Summary**

Group	Count	Mean	95% LCL	95% UCL	Median	Min	Max	Std Err	CV%	%Effect
Control 874-1	8	0.2554	0.2158	0.2951	0.2663	0.1931	0.3255	0.01677	18.57%	0.0%
15KR089SD	8	0.2264	0.2016	0.2513	0.2353	0.181	0.2688	0.0105	13.12%	11.34%

**Mean Dry Weight-mg Detail**

Group	Rep 1	Rep 2	Rep 3	Rep 4	Rep 5	Rep 6	Rep 7	Rep 8
Control 874-1	0.1931	0.2751	0.2575	0.2797	0.2136	0.2039	0.3255	0.295
15KR089SD	0.2382	0.2688	0.2324	0.181	0.2455	0.2386	0.2207	0.1864

52 of 137

**CETIS Analytical Report**

Report Date: 25 Nov-15 14:31 (p 6 of 20)  
 Test Code: 874-1 15-8552-1299

12/22/2015

**Hyalella 28-d Survival and Growth Sediment Test** Northwestern Aquatic Sciences

Analysis ID: 06-5272-5753      Endpoint: Mean Dry Weight-mg      CETIS Version: CETISv1.8.7  
 Analyzed: 25 Nov-15 14:13      Analysis: Parametric-Two Sample      Official Results: Yes

Batch ID: 10-5989-7118      Test Type: Survival-Growth      Analyst:  
 Start Date: 25 Sep-15 10:30      Protocol: EPA/600/R-99/064 (2000)      Diluent: Dechlorinated Tap Water  
 Ending Date: 23 Oct-15 11:00      Species: Hyalella azteca      Brine:  
 Duration: 28d 1h      Source: Chesapeake Cultures, VA      Age:

Sample Code	Sample ID	Sample Date	Receive Date	Sample Age	Client Name	Project
Control 874-1	17-1631-8892	21 Sep-15 06:30	21 Sep-15 07:00	4d 4h	Test America	
15KR090SD	19-8991-2116	03 Sep-15 09:44	22 Sep-15 11:15	22d 1h		

Sample Code	Material Type	Sample Source	Station Location	Latitude	Longitude
Control 874-1	Sediment	Kuskokwim River Sediment Char			
15KR090SD	Sediment	Kuskokwim River Sediment Char			

Data Transform	Zeta	Alt Hyp	Trials	Seed	PMSD	Test Result
Untransformed	NA	C > T	NA	NA	15.7%	

**Equal Variance t Two-Sample Test**

Sample Code	vs	Sample Code	Test Stat	Critical	MSD	DF	P-Value	P-Type	Decision( $\alpha$ :5%)
Control 874-1		15KR090SD	1.438	1.761	0.040	14	0.0862	CDF	Non-Significant Effect

**ANOVA Table**

Source	Sum Squares	Mean Square	DF	F Stat	P-Value	Decision( $\alpha$ :5%)
Between	0.004299961	0.004299961	1	2.069	0.1723	Non-Significant Effect
Error	0.02909668	0.002078334	14			
Total	0.03339664		15			

**Distributional Tests**

Attribute	Test	Test Stat	Critical	P-Value	Decision( $\alpha$ :1%)
Variances	Variance Ratio F	1.18	8.885	0.8328	Equal Variances
Distribution	Shapiro-Wilk W Normality	0.9463	0.8408	0.4337	Normal Distribution

**Mean Dry Weight-mg Summary**

Group	Count	Mean	95% LCL	95% UCL	Median	Min	Max	Std Err	CV%	%Effect
Control 874-1	8	0.2554	0.2158	0.2951	0.2663	0.1931	0.3255	0.01677	18.57%	0.0%
15KR090SD	8	0.2226	0.1861	0.2591	0.2222	0.173	0.3084	0.01544	19.61%	12.84%

**Mean Dry Weight-mg Detail**

Group	Rep 1	Rep 2	Rep 3	Rep 4	Rep 5	Rep 6	Rep 7	Rep 8
Control 874-1	0.1931	0.2751	0.2575	0.2797	0.2136	0.2039	0.3255	0.295
15KR090SD	0.1732	0.3084	0.2062	0.2249	0.251	0.2237	0.173	0.2207

Page 80 of 216

53 of 137

**CETIS Analytical Report**

Report Date: 16 Dec-15 12:03 (p 1 of 1)  
 Test Code: 874-1 15-8552-1299

12/22/2015

**Hyalella 28-d Survival and Growth Sediment Test** Northwestern Aquatic Sciences

Analysis ID: 19-9099-6134      Endpoint: Mean Dry Weight-mg      CETIS Version: CETISv1.8.7  
 Analyzed: 16 Dec-15 11:35      Analysis: Parametric-Two Sample      Official Results: Yes

Batch ID: 10-5989-7118      Test Type: Survival-Growth      Analyst:  
 Start Date: 25 Sep-15 10:30      Protocol: EPA/600/R-99/064 (2000)      Diluent: Dechlorinated Tap Water  
 Ending Date: 23 Oct-15 11:00      Species: Hyalella azteca      Brine:  
 Duration: 28d 1h      Source: Chesapeake Cultures, VA      Age:

Sample Code	Sample ID	Sample Date	Receive Date	Sample Age	Client Name	Project
Control 874-1	17-1631-8892	21 Sep-15 06:30	21 Sep-15 07:00	4d 4h	Test America	
15KR091SD	05-2188-6902	06 Sep-15 17:30	22 Sep-15 11:15	18d 17h		

Sample Code	Material Type	Sample Source	Station Location	Latitude	Longitude
Control 874-1	Sediment	Kuskokwim River Sediment Char			
15KR091SD	Sediment	Kuskokwim River Sediment Char			

Data Transform	Zeta	Alt Hyp	Trials	Seed	PMSD	Test Result
Untransformed	NA	C > T	NA	NA	15.4%	

**Equal Variance t Two-Sample Test**

Sample Code	vs Sample Code	Test Stat	Critical	MSD	DF	P-Value	P-Type	Decision(α:5%)
Control 874-1	15KR091SD	0.6145	1.761	0.039	14	0.2744	CDF	Non-Significant Effect

**ANOVA Table**

Source	Sum Squares	Mean Square	DF	F Stat	P-Value	Decision(α:5%)
Between	0.0007575717	0.0007575717	1	0.3776	0.5488	Non-Significant Effect
Error	0.0280907	0.002006479	14			
Total	0.02884827		15			

**Distributional Tests**

Attribute	Test	Test Stat	Critical	P-Value	Decision(α:1%)
Variances	Variance Ratio F	1.276	8.885	0.7559	Equal Variances
Distribution	Shapiro-Wilk W Normality	0.9434	0.8408	0.3931	Normal Distribution

**Mean Dry Weight-mg Summary**

Sample Code	Count	Mean	95% LCL	95% UCL	Median	Min	Max	Std Err	CV%	%Effect
Control 874-1	8	0.2554	0.2158	0.2951	0.2663	0.1931	0.3255	0.01677	18.57%	0.0%
15KR091SD	8	0.2417	0.2066	0.2768	0.2358	0.1895	0.314	0.01485	17.38%	5.39%

**Mean Dry Weight-mg Detail**

Sample Code	Rep 1	Rep 2	Rep 3	Rep 4	Rep 5	Rep 6	Rep 7	Rep 8
Control 874-1	0.1931	0.2751	0.2575	0.2797	0.2136	0.2039	0.3255	0.295
15KR091SD	0.314	0.1895	0.229	0.278	0.2009	0.2645	0.2148	0.2426

Page 81 of 216

54 of 137

**CETIS Analytical Report**

Report Date: 25 Nov-15 14:31 (p 8 of 20)  
 Test Code: 874-1 15-8552-1299

12/22/2015

Hyalella 28-d Survival and Growth Sediment Test						Northwestern Aquatic Sciences					
Analysis ID:	20-4211-0736	Endpoint:	Mean Dry Weight-mg			CETIS Version:	CETISv1.8.7				
Analyzed:	25 Nov-15 14:14	Analysis:	Parametric-Two Sample			Official Results:	Yes				
Batch ID:	10-5989-7118	Test Type:	Survival-Growth			Analyst:					
Start Date:	25 Sep-15 10:30	Protocol:	EPA/600/R-99/064 (2000)			Diluent:	Dechlorinated Tap Water				
Ending Date:	23 Oct-15 11:00	Species:	Hyalella azteca			Brine:					
Duration:	28d 1h	Source:	Chesapeake Cultures, VA			Age:					
Sample Code	Sample ID	Sample Date	Receive Date	Sample Age	Client Name	Project					
Control 874-1	17-1631-8892	21 Sep-15 06:30	21 Sep-15 07:00	4d 4h	Test America						
15KR092SD	11-6812-3165	03 Sep-15 11:40	22 Sep-15 11:15	21d 23h							
Sample Code	Material Type	Sample Source	Station Location		Latitude	Longitude					
Control 874-1	Sediment	Kuskokwim River Sediment Char									
15KR092SD	Sediment	Kuskokwim River Sediment Char									
Data Transform	Zeta	Alt Hyp	Trials	Seed	PMSD	Test Result					
Untransformed	NA	C > T	NA	NA	13.0%						
Equal Variance t Two-Sample Test											
Sample Code vs Sample Code	Test Stat	Critical	MSD	DF	P-Value	P-Type	Decision(α:5%)				
Control 874-1 vs 15KR092SD	1.496	1.761	0.033	14	0.0784	GDF	Non-Significant Effect				
ANOVA Table											
Source	Sum Squares	Mean Square	DF	F Stat	P-Value	Decision(α:5%)					
Between	0.00315964	0.00315964	1	2.238	0.1569	Non-Significant Effect					
Error	0.01976853	0.001412038	14								
Total	0.02292817		15								
Distributional Tests											
Attribute	Test	Test Stat	Critical	P-Value	Decision(α:1%)						
Variances	Variance Ratio F	3.918	8.885	0.0921	Equal Variances						
Distribution	Shapiro-Wilk W Normality	0.9578	0.8408	0.6218	Normal Distribution						
Mean Dry Weight-mg Summary											
Group	Count	Mean	95% LCL	95% UCL	Median	Min	Max	Std Err	CV%	%Effect	
Control 874-1	8	0.2554	0.2158	0.2951	0.2663	0.1931	0.3255	0.01677	18.57%	0.0%	
15KR092SD	8	0.2273	0.2073	0.2474	0.2305	0.1791	0.2613	0.008472	10.54%	11.0%	
Mean Dry Weight-mg Detail											
Group	Rep 1	Rep 2	Rep 3	Rep 4	Rep 5	Rep 6	Rep 7	Rep 8			
Control 874-1	0.1931	0.2751	0.2575	0.2797	0.2136	0.2039	0.3255	0.295			
15KR092SD	0.2369	0.2422	0.2289	0.2321	0.1791	0.2613	0.2249	0.2132			

Page 82 of 216

55 of 137

**CETIS Analytical Report**

Report Date: 25 Nov-15 14:31 (p 9 of 20)  
 Test Code: 874-1 15-8552-1299

12/22/2015

Hyalella 28-d Survival and Growth Sediment Test						Northwestern Aquatic Sciences				
Analysis ID:	15-7248-8842	Endpoint:	Mean Dry Weight-mg	CETIS Version:	CETISv1.8.7					
Analyzed:	25 Nov-15 14:14	Analysis:	Parametric Two Sample	Official Results:	Yes					
Batch ID:	10-5989-7118	Test Type:	Survival-Growth	Analyst:						
Start Date:	25 Sep-15 10:30	Protocol:	EPA/600/R-99/064 (2000)	Diluent:	Dechlorinated Tap Water					
Ending Date:	23 Oct-15 11:00	Species:	Hyalella azteca	Brine:						
Duration:	28d 1h	Source:	Chesapeake Cultures, VA	Age:						
Sample Code	Sample ID	Sample Date	Receive Date	Sample Age	Client Name	Project				
Control 874-1	17-1631-8892	21 Sep-15 06:30	21 Sep-15 07:00	4d 4h	Test America					
15KR093SD	12-3637-7543	06 Sep-15 19:30	22 Sep-15 11:15	18d 15h						
Sample Code	Material Type	Sample Source	Station Location	Latitude	Longitude					
Control 874-1	Sediment	Kuskokwim River Sediment Char								
15KR093SD	Sediment	Kuskokwim River Sediment Char								
Data Transform	Zeta	Alt Hyp	Trials	Seed	PMSD	Test Result				
Untransformed	NA	C > T	NA	NA	13.2%					
Equal Variance t Two-Sample Test										
Sample Code	vs	Sample Code	Test Stat	Critical	MSD	DF	P-Value	P-Type	Decision(α:5%)	
Control 874-1		15KR093SD	2.847	1.761	0.034	14	0.0065	CDF	Significant Effect	
ANOVA Table										
Source	Sum Squares	Mean Square	DF	F Stat	P-Value	Decision(α:5%)				
Between	0.01189197	0.01189197	1	8.105	0.0129	Significant Effect				
Error	0.02054077	0.001467198	14							
Total	0.03243274		15							
Distributional Tests										
Attribute	Test	Test Stat	Critical	P-Value	Decision(α:1%)					
Variances	Variance Ratio F	3.287	8.885	0.1391	Equal Variances					
Distribution	Shapiro-Wilk W Normality	0.9649	0.8408	0.7514	Normal Distribution					
Mean Dry Weight-mg Summary										
Group	Count	Mean	95% LCL	95% UCL	Median	Min	Max	Std Err	CV%	%Effect
Control 874-1	8	0.2554	0.2158	0.2951	0.2663	0.1931	0.3255	0.01677	18.57%	0.0%
15KR093SD	8	0.2009	0.179	0.2228	0.2035	0.1526	0.2412	0.00925	13.02%	21.35%
Mean Dry Weight-mg Detail										
Group	Rep 1	Rep 2	Rep 3	Rep 4	Rep 5	Rep 6	Rep 7	Rep 8		
Control 874-1	0.1931	0.2751	0.2575	0.2797	0.2136	0.2039	0.3255	0.295		
15KR093SD	0.1928	0.2061	0.1838	0.1526	0.2412	0.2098	0.2009	0.22		

Page 83 of 216

56 of 137

**CETIS Analytical Report**

Report Date: 25 Nov-15 14:31 (p 10 of 20)

Test Code: 874-1 15-8552-1299

12/22/2015

Hyalella 28-d Survival and Growth Sediment Test						Northwestern Aquatic Sciences				
Analysis ID:	04-9075-6975	Endpoint:	Mean Dry Weight-mg	CETIS Version:	CETISv1.8.7					
Analyzed:	25 Nov-15 14:14	Analysis:	Parametric-Two Sample	Official Results:	Yes					
Batch ID:	10-5989-7118	Test Type:	Survival-Growth	Analyst:						
Start Date:	25 Sep-15 10:30	Protocol:	EPA/600/R-99/064 (2000)	Diluent:	Dechlorinated Tap Water					
Ending Date:	23 Oct-15 11:00	Species:	Hyalella azteca	Brine:						
Duration:	28d 1h	Source:	Chesapeake Cultures, VA	Age:						
Sample Code	Sample ID	Sample Date	Receive Date	Sample Age	Client Name	Project				
Control 874-1	17-1631-8892	21 Sep-15 06:30	21 Sep-15 07:00	4d 4h	Test America					
15KR099SD	20-3303-6234	05 Sep-15 10:50	22 Sep-15 11:15	20d						
Sample Code	Material Type	Sample Source	Station Location	Latitude	Longitude					
Control 874-1	Sediment	Kuskokwim River Sediment Char								
15KR099SD	Sediment	Kuskokwim River Sediment Char								
Data Transform	Zeta	Alt Hyp	Trials	Seed	PMSD	Test Result				
Untransformed	NA	C > T	NA	NA	14.9%					
Equal Variance t Two-Sample Test										
Sample Code	vs	Sample Code	Test Stat	Critical	MSD	DF	P-Value	P-Type	Decision(α:5%)	
Control 874-1		15KR099SD	-0.9209	1.761	0.038	14	0.8137	CDF	Non-Significant Effect	
ANOVA Table										
Source	Sum Squares	Mean Square	DF	F Stat	P-Value	Decision(α:5%)				
Between	0.001594187	0.001594187	1	0.8481	0.3727	Non-Significant Effect				
Error	0.02631636	0.00187974	14							
Total	0.02791054		15							
Distributional Tests										
Attribute	Test	Test Stat	Critical	P-Value	Decision(α:1%)					
Variances	Variance Ratio F	1.49	8.885	0.6116	Equal Variances					
Distribution	Shapiro-Wilk W Normality	0.9599	0.8408	0.6606	Normal Distribution					
Mean Dry Weight-mg Summary										
Group	Count	Mean	95% LCL	95% UCL	Median	Min	Max	Std Err	CV%	%Effect
Control 874-1	8	0.2554	0.2158	0.2951	0.2663	0.1931	0.3255	0.01677	18.57%	0.0%
15KR099SD	8	0.2754	0.2429	0.3079	0.2688	0.2352	0.356	0.01374	14.11%	-7.82%
Mean Dry Weight-mg Detail										
Group	Rep 1	Rep 2	Rep 3	Rep 4	Rep 5	Rep 6	Rep 7	Rep 8		
Control 874-1	0.1931	0.2751	0.2575	0.2797	0.2136	0.2039	0.3255	0.295		
15KR099SD	0.2834	0.356	0.2367	0.2633	0.2352	0.2743	0.2579	0.2963		

Page 84 of 216

57 of 137

**Survival: Reference 15KR082SD vs. Test Sediments**

Project Name: P874-1 Hyalella % Survival

Sample: x1  
 Samp ID: 15KR084SD  
 Alias: NAS# 5430G  
 Replicates: 8  
 Mean: 92.5  
 SD: 10.351  
 Tr Mean: 78.936  
 Trans SD: 12.779

Ref Samp: x2  
 Ref ID: 15KR082SD  
 Alias: NAS# 5428G  
 Replicates: 8  
 Mean: 81.25  
 SD: 15.526  
 Tr Mean: 66.823  
 Trans SD: 13.327

Shapiro-Wilk Results:	Levene's Results:	Test Results:
Residual Mean: 0 Residual SD: 11.207 SS: 2386.423 K: 8 b: 47.369  Alpha Level: 0.05 Calculated Value: 0.9402 Critical Value: $\leq 0.887$  Normally Distributed: Yes  Override Option: N/A	Test Residual Mean: 11.064 Test Residual SD: 4.837 Ref. Residual Mean: 10.536 Ref. Residual SD: 7.124 Deg. of Freedom: 14  Alpha Level: 0.1 Calculated Value: 0.1736 Critical Value: $\geq 1.761$  Variances Homogeneous: Yes	Statistic: Student's t Balanced Design: Yes Transformation: ArcSin  Experimental Hypothesis Null: $x1 \geq x2$ Alternate: $x1 < x2$  Degrees of Freedom: 14 Experimental Alpha Level: 0.05 Calculated Value: -1.8554 Critical Value: $\geq 1.761$ Accept Null Hypothesis: Yes  Power: Min. Difference for Power:

Replicate Number	Test Data	Trans. Test Data	Reference Data	Trans. Reference Data	Levene's Test Residuals	Levene's Reference Residuals	Mann-Whitney Ranks	Rankits	Shapiro-Wilk Residuals
1	90	71.565	60	50.768	7.37	16.055			-22.146
2	100	90	60	50.768	11.064	16.055			-16.055
3	70	56.789	70	56.789	22.146	10.034			-16.055
4	100	90	100	90	11.064	23.177			-10.034
5	100	90	90	71.565	11.064	4.742			-7.37
6	90	71.565	90	71.565	7.37	4.742			-7.37
7	90	71.565	90	71.565	7.37	4.742			-7.37
8	100	90	90	71.565	11.064	4.742			4.742
9									4.742
10									4.742
11									4.742
12									11.064
13									11.064
14									11.064
15									11.064
16									23.177

The percent survival in reference sediment 15KR084SD was not significantly lower than that of the reference 15KR082SD at  $\alpha=0.05$ . -631



Project Name: P874-1 Hyalella % Survival

Sample: x1  
 Samp ID: 15KR085SD  
 Alias: NAS# 5431G  
 Replicates: 8  
 Mean: 92.5  
 SD: 8.864  
 Tr Mean: 78.75  
 Trans SD: 12.413

Ref Samp: x2  
 Ref ID: 15KR082SD  
 Alias: NAS# 5428G  
 Replicates: 8  
 Mean: 81.25  
 SD: 15.526  
 Tr Mean: 66.823  
 Trans SD: 13.327

Shapiro-Wilk Results:	Levene's Results:	Test Results:
Residual Mean: 0 Residual SD: 11.055 SS: 2321.895 K: 8 b: 45.652  Alpha Level: 0.05 Calculated Value: 0.8976 Critical Value: $\leq 0.887$  Normally Distributed: Yes  Override Option: N/A	Test Residual Mean: 11.25 Test Residual SD: 3.073 Ref. Residual Mean: 10.536 Ref. Residual SD: 7.124 Deg. of Freedom: 14  Alpha Level: 0.1 Calculated Value: 0.2603 Critical Value: $\geq 1.761$  Variances Homogeneous: Yes	Statistic: Student's t Balanced Design: Yes Transformation: ArcSin  Experimental Hypothesis Null: $x1 \geq x2$ Alternate: $x1 < x2$  Degrees of Freedom: 14 Experimental Alpha Level: 0.05 Calculated Value: -1.8522 Critical Value: $\geq 1.761$ Accept Null Hypothesis: Yes  Power: Min. Difference for Power:

Replicate Number	Test Data	Trans. Test Data	Reference Data	Trans. Reference Data	Levene's Test Residuals	Levene's Reference Residuals	Mann-Whitney Ranks	Rankits	Shapiro-Wilk Residuals
1	100	90	60	50.768	11.25	16.055			-16.055
2	90	71.565	60	50.768	7.185	16.055			-16.055
3	100	90	70	56.789	11.25	10.034			-15.315
4	90	71.565	100	90	7.185	23.177			-15.315
5	100	90	90	71.565	11.25	4.742			-10.034
6	80	63.435	90	71.565	15.315	4.742			-7.185
7	80	63.435	90	71.565	15.315	4.742			-7.185
8	100	90	90	71.565	11.25	4.742			4.742
9									4.742
10									4.742
11									4.742
12									11.25
13									11.25
14									11.25
15	The percent survival in reference sediment 15KR085SD was not significantly lower than that of the reference 15KR082SD at $\alpha=0.05$ .								11.25
16									23.177

59 of 137

Sample: x1  
 Samp ID: 15KR087SD  
 Alias: NAS# 5432G  
 Replicates: 8  
 Mean: 90  
 SD: 14.142  
 Tr Mean: 77.167  
 Trans SD: 15.151

Ref Samp: x2  
 Ref ID: 15KR082SD  
 Alias: NAS# 5428G  
 Replicates: 8  
 Mean: 81.25  
 SD: 15.526  
 Tr Mean: 66.823  
 Trans SD: 13.327

Shapiro-Wilk Results:	Levene's Results:	Test Results:
Residual Mean: 0 Residual SD: 12.248 SS: 2850.254 K: 8 b: 51.965  Alpha Level: 0.05 Calculated Value: 0.9474 Critical Value: $\leq 0.887$  Normally Distributed: Yes  Override Option: N/A	Test Residual Mean: 12.833 Test Residual SD: 6.43 Ref. Residual Mean: 10.536 Ref. Residual SD: 7.124 Deg. of Freedom: 14  Alpha Level: 0.1 Calculated Value: 0.6771 Critical Value: $\geq 1.761$  Variances Homogeneous: Yes	Statistic: Student's t Balanced Design: Yes Transformation: ArcSin  Experimental Hypothesis Null: $x1 \geq x2$ Alternate: $x1 < x2$  Degrees of Freedom: 14 Experimental Alpha Level: 0.05 Calculated Value: -1.4498 Critical Value: $\geq 1.761$ Accept Null Hypothesis: Yes  Power: Min. Difference for Power:

Replicate Number	Test Data	Trans. Test Data	Reference Data	Trans. Reference Data	Levene's Test Residuals	Levene's Reference Residuals	Mann-Whitney Ranks	Rankits	Shapiro-Wilk Residuals
1	90	71.565	60	50.768	5.602	16.055			-26.398
2	100	90	60	50.768	12.833	16.055			-16.055
3	80	63.435	70	56.789	13.732	10.034			-16.055
4	100	90	100	90	12.833	23.177			-13.732
5	90	71.565	90	71.565	5.602	4.742			-10.034
6	60	50.768	90	71.565	26.398	4.742			-5.602
7	100	90	90	71.565	12.833	4.742			-5.602
8	100	90	90	71.565	12.833	4.742			4.742
9									4.742
10									4.742
11									4.742
12									12.833
13									12.833
14									12.833
15	The percent survival in reference sediment 15KR087SD was not significantly lower than that of the reference 15KR082SD at $\alpha=0.05$ .								12.833
16									23.177

Sample: x1  
 Samp ID: 15KR088SD  
 Alias: NAS# 5433G  
 Replicates: 8  
 Mean: 88.75  
 SD: 12.464  
 Tr Mean: 74.784  
 Trans SD: 14.007

Ref Samp: x2  
 Ref ID: 15KR082SD  
 Alias: NAS# 5428G  
 Replicates: 8  
 Mean: 81.25  
 SD: 15.526  
 Tr Mean: 66.823  
 Trans SD: 13.327

Shapiro-Wilk Results:	Levene's Results:	Test Results:
Residual Mean: 0 Residual SD: 11.735 SS: 2616.595 K: 8 b: 49.256  Alpha Level: 0.05 Calculated Value: 0.9272 Critical Value: $\leq 0.887$  Normally Distributed: Yes  Override Option: N/A	Test Residual Mean: 11.412 Test Residual SD: 6.881 Ref. Residual Mean: 10.536 Ref. Residual SD: 7.124 Deg. of Freedom: 14  Alpha Level: 0.1 Calculated Value: 0.2501 Critical Value: $\geq 1.761$  Variances Homogeneous: Yes	Statistic: Student's t Balanced Design: Yes Transformation: ArcSin  Experimental Hypothesis Null: $x_1 \geq x_2$ Alternate: $x_1 < x_2$  Degrees of Freedom: 14 Experimental Alpha Level: 0.05 Calculated Value: -1.1646 Critical Value: $\geq 1.761$ Accept Null Hypothesis: Yes  Power: Min. Difference for Power:

Replicate Number	Test Data	Trans. Test Data	Reference Data	Trans. Reference Data	Levene's Test Residuals	Levene's Reference Residuals	Mann-Whitney Ranks	Rankits	Shapiro-Wilk Residuals
1	70	56.789	60	50.768	17.995	16.055			-17.995
2	90	71.565	60	50.768	3.219	16.055			-17.995
3	100	90	70	56.789	15.216	10.034			-16.055
4	90	71.565	100	90	3.219	23.177			-16.055
5	70	56.789	90	71.565	17.995	4.742			-10.034
6	90	71.565	90	71.565	3.219	4.742			-3.219
7	100	90	90	71.565	15.216	4.742			-3.219
8	100	90	90	71.565	15.216	4.742			-3.219
9									4.742
10									4.742
11									4.742
12									4.742
13									15.216
14									15.216
15	The percent survival in reference sediment 15KR088SD was not significantly lower than that of the reference 15KR082SD at $\alpha=0.05$ .								15.216
16									23.177

Project Name: P874-1 Hyalella % Survival

Sample: x1  
 Samp ID: 15KR089SD  
 Alias: NAS# 5434G  
 Replicates: 8  
 Mean: 61.25  
 SD: 17.269  
 Tr Mean: 52.02  
 Trans SD: 10.877

Ref Samp: x2  
 Ref ID: 15KR082SD  
 Alias: NAS# 5428G  
 Replicates: 8  
 Mean: 81.25  
 SD: 15.526  
 Tr Mean: 66.823  
 Trans SD: 13.327

Shapiro-Wilk Results:	Levene's Results:	Test Results:
Residual Mean: 0 Residual SD: 10.442 SS: 2071.475 K: 8 b: 43.058  Alpha Level: 0.05 Calculated Value: 0.895 Critical Value: $\leq 0.887$  Normally Distributed: Yes  Override Option: N/A	Test Residual Mean: 8.463 Test Residual SD: 6.039 Ref. Residual Mean: 10.536 Ref. Residual SD: 7.124 Deg. of Freedom: 14  Alpha Level: 0.1 Calculated Value: 0.6279 Critical Value: $\geq 1.761$  Variances Homogeneous: Yes	Statistic: Student's t Balanced Design: Yes Transformation: ArcSin  Experimental Hypothesis Null: $x1 \geq x2$ Alternate: $x1 < x2$  Degrees of Freedom: 14 Experimental Alpha Level: 0.05 Calculated Value: 2.4339 Critical Value: $\geq 1.761$ <b>Accept Null Hypothesis: No</b>  Power: Min. Difference for Power:

Replicate Number	Test Data	Trans. Test Data	Reference Data	Trans. Reference Data	Levene's Test Residuals	Levene's Reference Residuals	Mann-Whitney Ranks	Rankits	Shapiro-Wilk Residuals
1	90	71.565	60	50.768	19.545	16.055			-16.055
2	40	39.232	60	50.768	12.789	16.055			-16.055
3	70	56.789	70	56.789	4.769	10.034			-12.789
4	60	50.768	100	90	1.252	23.177			-12.789
5	40	39.232	90	71.565	12.789	4.742			-10.034
6	70	56.789	90	71.565	4.769	4.742			-7.02
7	70	56.789	90	71.565	4.769	4.742			-1.252
8	50	45	90	71.565	7.02	4.742			4.742
9									4.742
10									4.742
11									4.742
12									4.769
13									4.769
14									4.769
15	The percent survival in reference sediment 15KR089SD was significantly lower than that of the reference 15KR082SD at $\alpha=0.05$ .								19.545
16									23.177

62 & 137

Project Name: P874-1 Hyalella % Survival

Sample: x1  
 Samp ID: 15KR090SD  
 Alias: NAS# 5435G  
 Replicates: 8  
 Mean: 92.5  
 SD: 17.525  
 Tr Mean: N/A  
 Trans SD: N/A

Ref Samp: x2  
 Ref ID: 15KR082SD  
 Alias: NAS# 5428G  
 Replicates: 8  
 Mean: 81.25  
 SD: 15.526  
 Tr Mean: N/A  
 Trans SD: N/A

Shapiro-Wilk Results:	Levene's Results:	Test Results:
Residual Mean: 0 Residual SD: 12.784 SS: 3105.144 K: 8 b: 51.082  Alpha Level: 0.05 Calculated Value: 0.8403 Critical Value: $\leq 0.887$  Normally Distributed: No  Override Option: Not Invoked	Test Residual Mean: 11.894 Test Residual SD: 10.213 Ref. Residual Mean: 10.536 Ref. Residual SD: 7.124 Deg. of Freedom: 14  Alpha Level: 0.1 Calculated Value: 0.3085 Critical Value: $\geq 1.761$  Variances Homogeneous: Yes	Statistic: Mann-Whitney Balanced Design: Yes Transformation: rank-order  Experimental Hypothesis Null: $x1 \geq x2$ Alternate: $x1 < x2$  Mann-Whitney N1: 8 Mann-Whitney N2: 8 Degrees of Freedom: Experimental Alpha Level: 0.05 Calculated Value: 14 Critical Value: $\geq 49.000$ Accept Null Hypothesis: Yes  Power: Min. Difference for Power:

Replicate Number	Test Data	Trans. Test Data	Reference Data	Trans. Reference Data	Levene's Test Residuals	Levene's Reference Residuals	Mann-Whitney Ranks	Rankits	Shapiro-Wilk Residuals
1	100	13	60	2.5	7.929	16.055	1		-37.071
2	100	13	60	2.5	7.929	16.055	2.5		-16.055
3	100	13	70	4	7.929	10.034	2.5		-16.055
4	90	7	100	13	10.506	23.177	4		-10.506
5	50	1	90	7	37.071	4.742	7		-10.034
6	100	13	90	7	7.929	4.742	7		4.742
7	100	13	90	7	7.929	4.742	7		4.742
8	100	13	90	7	7.929	4.742	7		4.742
9							7		4.742
10							13		7.929
11							13		7.929
12							13		7.929
13							13		7.929
14							13		7.929
15							13		7.929
16							13		23.177

The percent survival in reference sediment 15KR090SD was not significantly lower than that of the reference 15KR082SD at  $\alpha=0.05$ . -631

Project Name: P874-1 Hyaella % Survival

Sample: x1  
 Samp ID: 15KR091SD  
 Alias: NAS# 5436G  
 Replicates: 8  
 Mean: 61.25  
 SD: 12.464  
 Tr Mean: 51.694  
 Trans SD: 7.488

Ref Samp: x2  
 Ref ID: 15KR082SD  
 Alias: NAS# 5428G  
 Replicates: 8  
 Mean: 81.25  
 SD: 15.526  
 Tr Mean: 66.823  
 Trans SD: 13.327

Shapiro-Wilk Results:	Levene's Results:	Test Results:
Residual Mean: 0 Residual SD: 9.279 SS: 1635.759 K: 8 b: 39.012  Alpha Level: 0.05 Calculated Value: 0.9304 Critical Value: $\leq 0.887$  Normally Distributed: Yes  Override Option: N/A	Test Residual Mean: 5.483 Test Residual SD: 4.659 Ref. Residual Mean: 10.536 Ref. Residual SD: 7.124 Deg. of Freedom: 14  Alpha Level: 0.1 Calculated Value: 1.679 Critical Value: $\geq 1.761$  Variances Homogeneous: Yes	Statistic: Student's t Balanced Design: Yes Transformation: ArcSin  Experimental Hypothesis Null: $x1 \geq x2$ Alternate: $x1 < x2$  Degrees of Freedom: 14 Experimental Alpha Level: 0.05 Calculated Value: 2.7994 Critical Value: $\geq 1.761$ <b>Accept Null Hypothesis: No</b>  Power: Min. Difference for Power:

Replicate Number	Test Data	Trans. Test Data	Reference Data	Trans. Reference Data	Levene's Test Residuals	Levene's Reference Residuals	Mann-Whitney Ranks	Rankits	Shapiro-Wilk Residuals
1	40	39.232	60	50.768	12.462	16.055			-16.055
2	80	63.435	60	50.768	11.741	16.055			-16.055
3	70	56.789	70	56.789	5.095	10.034			-12.462
4	60	50.768	100	90	0.925	23.177			-10.034
5	70	56.789	90	71.565	5.095	4.742			-6.694
6	60	50.768	90	71.565	0.925	4.742			-0.925
7	60	50.768	90	71.565	0.925	4.742			-0.925
8	50	45	90	71.565	6.694	4.742			-0.925
9									4.742
10									4.742
11									4.742
12									4.742
13									5.095
14									5.095
15	The percent survival in reference sediment 15KR091SD was significantly lower than that of the reference 15KR082SD at $\alpha=0.05$ . -6J1								11.741
16									23.177

64 of 137

Sample: x1  
 Samp ID: 15KR092SD  
 Alias: NAS# 5437G  
 Replicates: 8  
 Mean: 90  
 SD: 11.952  
 Tr Mean: 76.903  
 Trans SD: 14.55

Ref Samp: x2  
 Ref ID: 15KR082SD  
 Alias: NAS# 5428G  
 Replicates: 8  
 Mean: 81.25  
 SD: 15.526  
 Tr Mean: 66.823  
 Trans SD: 13.327

Shapiro-Wilk Results:	Levene's Results:	Test Results:
Residual Mean: 0 Residual SD: 11.976 SS: 2725.262 K: 8 b: 49.905  Alpha Level: 0.05 Calculated Value: 0.9139 Critical Value: $\leq 0.887$  Normally Distributed: Yes  Override Option: N/A	Test Residual Mean: 13.097 Test Residual SD: 3.959 Ref. Residual Mean: 10.536 Ref. Residual SD: 7.124 Deg. of Freedom: 14  Alpha Level: 0.1 Calculated Value: 0.8888 Critical Value: $\geq 1.761$  Variances Homogeneous: Yes	Statistic: Student's t Balanced Design: Yes Transformation: ArcSin  Experimental Hypothesis Null: $x_1 \geq x_2$ Alternate: $x_1 < x_2$  Degrees of Freedom: 14 Experimental Alpha Level: 0.05 Calculated Value: -1.4449 Critical Value: $\geq 1.761$ Accept Null Hypothesis: Yes  Power: Min. Difference for Power:

Replicate Number	Test Data	Trans. Test Data	Reference Data	Trans. Reference Data	Levene's Test Residuals	Levene's Reference Residuals	Mann-Whitney Ranks	Rankits	Shapiro-Wilk Residuals
1	100	90	60	50.768	13.097	16.055			-20.114
2	100	90	60	50.768	13.097	16.055			-16.055
3	100	90	70	56.789	13.097	10.034			-16.055
4	80	63.435	100	90	13.468	23.177			-13.468
5	90	71.565	90	71.565	5.338	4.742			-13.468
6	80	63.435	90	71.565	13.468	4.742			-10.034
7	70	56.789	90	71.565	20.114	4.742			-5.338
8	100	90	90	71.565	13.097	4.742			4.742
9									4.742
10									4.742
11									4.742
12									13.097
13									13.097
14									13.097
15	The percent survival in reference sediment 15KR092SD was not significantly lower than that of the reference 15KR082SD at $\alpha=0.05$ .								13.097
16									23.177

Project Name: P874-1 Hyalella % Survival

Sample: x1  
 Samp ID: 15KR093SD  
 Alias: NAS# 5438G  
 Replicates: 8  
 Mean: 70  
 SD: 26.186  
 Tr Mean: 59.461  
 Trans SD: 19.329

Ref Samp: x2  
 Ref ID: 15KR082SD  
 Alias: NAS# 5428G  
 Replicates: 8  
 Mean: 81.25  
 SD: 15.526  
 Tr Mean: 66.823  
 Trans SD: 13.327

Shapiro-Wilk Results:	Levene's Results:	Test Results:
Residual Mean: 0 Residual SD: 14.251 SS: 3858.698 K: 8 b: 61.173  Alpha Level: 0.05 Calculated Value: 0.9698 Critical Value: $\leq 0.887$  Normally Distributed: Yes  Override Option: N/A	Test Residual Mean: 14.68 Test Residual SD: 11.284 Ref. Residual Mean: 10.536 Ref. Residual SD: 7.124 Deg. of Freedom: 14  Alpha Level: 0.1 Calculated Value: 0.8784 Critical Value: $\geq 1.761$  Variances Homogeneous: Yes	Statistic: Student's t Balanced Design: Yes Transformation: ArcSin  Experimental Hypothesis Null: $x1 \geq x2$ Alternate: $x1 < x2$  Degrees of Freedom: 14 Experimental Alpha Level: 0.05 Calculated Value: 0.8869 Critical Value: $\geq 1.761$ <b>Accept Null Hypothesis: Yes</b>  Power: Min. Difference for Power:

Replicate Number	Test Data	Trans. Test Data	Reference Data	Trans. Reference Data	Levene's Test Residuals	Levene's Reference Residuals	Mann-Whitney Ranks	Shapiro-Wilk Residuals	
1	90	71.565	60	50.768	12.104	16.055		-32.896	
2	70	56.789	60	50.768	2.672	16.055		-16.055	
3	100	90	70	56.789	30.539	10.034		-16.055	
4	90	71.565	100	90	12.104	23.177		-14.461	
5	50	45	90	71.565	14.461	4.742		-10.034	
6	60	50.768	90	71.565	8.692	4.742		-8.692	
7	80	63.435	90	71.565	3.974	4.742		-2.672	
8	20	26.565	90	71.565	32.896	4.742		3.974	
9								4.742	
10								4.742	
11								4.742	
12								4.742	
13								12.104	
14								12.104	
15	The percent survival in reference sediment 15KR093SD was not significantly lower than that of the reference 15KR082SD at $\alpha=0.05$ .								23.177
16								30.539	

66 of 137



Sample: x1  
 Samp ID: 15KR099SD  
 Alias: NAS# 5439G  
 Replicates: 8  
 Mean: 90  
 SD: 10.69  
 Tr Mean: 75.615  
 Trans SD: 12.944

Ref Samp: x2  
 Ref ID: 15KR082SD  
 Alias: NAS# 5428G  
 Replicates: 8  
 Mean: 81.25  
 SD: 15.526  
 Tr Mean: 66.823  
 Trans SD: 13.327

Shapiro-Wilk Results:	Levene's Results:	Test Results:
Residual Mean: 0 Residual SD: 11.277 SS: 2416.056 K: 8 b: 47.791  Alpha Level: 0.05 Calculated Value: 0.9453 Critical Value: $\leq 0.887$  Normally Distributed: Yes  Override Option: N/A	Test Residual Mean: 10.789 Test Residual SD: 5.875 Ref. Residual Mean: 10.536 Ref. Residual SD: 7.124 Deg. of Freedom: 14  Alpha Level: 0.1 Calculated Value: 0.0775 Critical Value: $\geq 1.761$  Variances Homogeneous: Yes	Statistic: Student's t Balanced Design: Yes Transformation: ArcSin  Experimental Hypothesis Null: $x1 \geq x2$ Alternate: $x1 < x2$  Degrees of Freedom: 14 Experimental Alpha Level: 0.05 Calculated Value: -1.3385 Critical Value: $\geq 1.761$ Accept Null Hypothesis: Yes  Power: Min. Difference for Power:

Replicate Number	Test Data	Trans. Test Data	Reference Data	Trans. Reference Data	Levene's Test Residuals	Levene's Reference Residuals	Mann-Whitney Ranks	Rankits	Shapiro-Wilk Residuals
1	90	71.565	60	50.768	4.05	16.055			-18.826
2	70	56.789	60	50.768	18.826	16.055			-16.055
3	90	71.565	70	56.789	4.05	10.034			-16.055
4	90	71.565	100	90	4.05	23.177			-12.18
5	100	90	90	71.565	14.385	4.742			-10.034
6	80	63.435	90	71.565	12.18	4.742			-4.05
7	100	90	90	71.565	14.385	4.742			-4.05
8	100	90	90	71.565	14.385	4.742			-4.05
9									4.742
10									4.742
11									4.742
12									4.742
13									14.385
14									14.385
15	The percent survival in reference sediment 15KR099SD was not significantly lower than that of the reference 15KR082SD at $\alpha=0.05$ . -GJI								14.385
16									23.177

**Growth: Reference 15KR082SD vs. Test Sediments**

**CETIS Analytical Report**

Report Date: 29 Nov-15 11:59 (p 11 of 20)

Test Code: 874-1 | 15-8552-1299

12/22/2015

Hyalella 28-d Survival and Growth Sediment Test							Northwestern Aquatic Sciences				
Analysis ID:	21-3181-4823	Endpoint:	Mean Dry Weight-mg	CETIS Version:	CETISv1.8.7						
Analyzed:	29 Nov-15 11:57	Analysis:	Parametric-Two Sample	Official Results:	Yes						
Batch ID:	10-5989-7118	Test Type:	Survival-Growth	Analyst:							
Start Date:	25 Sep-15 10:30	Protocol:	EPA/600/R-99/064 (2000)	Diluent:	Dechlorinated Tap Water						
Ending Date:	23 Oct-15 11:00	Species:	Hyalella azteca	Brine:							
Duration:	28d 1h	Source:	Chesapeake Cultures, VA	Age:							
Sample Code	Sample ID	Sample Date	Receive Date	Sample Age	Client Name	Project					
15KR082SD	07-2107-8578	02 Sep-15 11:11	22 Sep-15 11:15	22d 23h							
15KR084SD	02-8109-3592	05 Sep-15 16:16	22 Sep-15 11:15	19d 18h							
Sample Code	Material Type	Sample Source	Station Location	Latitude	Longitude						
15KR082SD	Sediment	Kuskokwim River Sediment Char									
15KR084SD	Sediment	Kuskokwim River Sediment Char									
Data Transform	Zeta	Alt Hyp	Trials	Seed	PMSD	Test Result					
Untransformed	NA	C > T	NA	NA	11.9%						
Equal Variance t Two-Sample Test											
Sample Code	vs	Sample Code	Test Stat	Critical	MSD	DF	P-Value	P-Type	Decision(α:5%)		
15KR082SD		15KR084SD	0.892	1.697	0.030	30	0.1898	CDF	Non-Significant Effect		
ANOVA Table											
Source	Sum Squares	Mean Square	DF	F Stat	P-Value	Decision(α:5%)					
Between	0.00151182	0.00151182	1	0.7956	0.3795	Non-Significant Effect					
Error	0.0570074	0.001900247	30								
Total	0.05851922		31								
Distributional Tests											
Attribute	Test	Test Stat	Critical	P-Value	Decision(α:1%)						
Variances	Variance Ratio F	5.706	7.669	0.0242	Equal Variances						
Distribution	Shapiro-Wilk W Normality	0.9767	0.9081	0.7007	Normal Distribution						
Mean Dry Weight-mg Summary											
Sample Code	Count	Mean	95% LCL	95% UCL	Median	Min	Max	Std Err	CV%	%Effect	
15KR082SD	24	0.2548	0.2343	0.2753	0.2604	0.1397	0.3499	0.009902	19.04%	0.0%	
15KR084SD	8	0.2389	0.2219	0.2559	0.2398	0.1992	0.2651	0.00718	8.5%	6.23%	
Mean Dry Weight-mg Detail											
Sample Code	Rep 1	Rep 2	Rep 3	Rep 4	Rep 5	Rep 6	Rep 7	Rep 8	Rep 9	Rep 10	
15KR082SD	0.1931	0.2751	0.2575	0.2797	0.2136	0.2039	0.3255	0.295	0.2482	0.2673	
	0.2633	0.2708	0.3499	0.2869	0.2403	0.1397	0.1728	0.2542	0.2782	0.2919	
	0.2352	0.222	0.3162	0.2342							
15KR084SD	0.2489	0.2355	0.2441	0.2569	0.1992	0.2344	0.227	0.2651			

Page 97 of 216

68 of 137

**CETIS Analytical Report**

Report Date: 29 Nov-15 11:59 (p 12 of 20)  
 Test Code: 874-1 15-8552-1299

12/22/2015

Hyalella 28-d Survival and Growth Sediment Test							Northwestern Aquatic Sciences				
Analysis ID:	12-4245-7388	Endpoint:	Mean Dry Weight-mg	CETIS Version:	CETISv1.8.7						
Analyzed:	29 Nov-15 11:57	Analysis:	Parametric-Two Sample	Official Results:	Yes						
Batch ID:	10-5989-7118	Test Type:	Survival-Growth	Analyst:							
Start Date:	25 Sep-15 10:30	Protocol:	EPA/600/R-99/064 (2000)	Diluent:	Dechlorinated Tap Water						
Ending Date:	23 Oct-15 11:00	Species:	Hyalella azteca	Brine:							
Duration:	28d 1h	Source:	Chesapeake Cultures, VA	Age:							
Sample Code	Sample ID	Sample Date	Receive Date	Sample Age	Client Name	Project					
15KR082SD	07-2107-8578	02 Sep-15 11:11	22 Sep-15 11:15	22d 23h							
15KR085SD	19-8292-8550	02 Sep-15 17:00	22 Sep-15 11:15	22d 17h							
Sample Code	Material Type	Sample Source	Station Location		Latitude	Longitude					
15KR082SD	Sediment	Kuskokwim River Sediment Char									
15KR085SD	Sediment	Kuskokwim River Sediment Char									
Data Transform	Zeta	Alt Hyp	Trials	Seed	PMSD	Test Result					
Untransformed	NA	C > T	NA	NA	12.5%						
Equal Variance t Two-Sample Test											
Sample Code	vs	Sample Code	Test Stat	Critical	MSD	DF	P-Value	P-Type	Decision(α:5%)		
15KR082SD		15KR085SD	-1.196	1.697	0.032	30	0.8794	CDF	Non-Significant Effect		
ANOVA Table											
Source	Sum Squares	Mean Square	DF	F Stat	P-Value	Decision(α:5%)					
Between	0.003009403	0.003009403	1	1.429	0.2412	Non-Significant Effect					
Error	0.06316546	0.002105515	30								
Total	0.06617486		31								
Distributional Tests											
Attribute	Test	Test Stat	Critical	P-Value	Decision(α:1%)						
Variances	Variance Ratio F	1.821	7.669	0.4231	Equal Variances						
Distribution	Shapiro-Wilk W Normality	0.9888	0.9081	0.9791	Normal Distribution						
Mean Dry Weight-mg Summary											
Sample Code	Count	Mean	95% LCL	95% UCL	Median	Min	Max	Std Err	CV%	%Effect	
15KR082SD	24	0.2548	0.2343	0.2753	0.2604	0.1397	0.3499	0.009902	19.04%	0.0%	
15KR085SD	8	0.2772	0.2471	0.3072	0.2742	0.2317	0.3275	0.01271	12.97%	-8.79%	
Mean Dry Weight-mg Detail											
Sample Code	Rep 1	Rep 2	Rep 3	Rep 4	Rep 5	Rep 6	Rep 7	Rep 8	Rep 9	Rep 10	
15KR082SD	0.1931	0.2751	0.2575	0.2797	0.2136	0.2039	0.3255	0.295	0.2482	0.2673	
	0.2633	0.2708	0.3499	0.2869	0.2403	0.1397	0.1728	0.2542	0.2782	0.2919	
	0.2352	0.222	0.3162	0.2342							
15KR085SD	0.3081	0.3074	0.2551	0.2451	0.249	0.2934	0.3275	0.2317			

Page 98 of 216

69 of 137

**CETIS Analytical Report**

Report Date: 29 Nov-15 11:59 (p 13 of 20)  
 Test Code: 874-1 | 15-8552-1299

12/22/2015

Hyalella 28-d Survival and Growth Sediment Test						Northwestern Aquatic Sciences					
Analysis ID: 03-3195-4555		Endpoint: Mean Dry Weight-mg		CETIS Version: CETISv1.8.7							
Analyzed: 29 Nov-15 11:57		Analysis: Parametric-Two Sample		Official Results: Yes							
Batch ID: 10-5989-7118		Test Type: Survival-Growth		Analyst:							
Start Date: 25 Sep-15 10:30		Protocol: EPA/600/R-99/064 (2000)		Diluent: Dechlorinated Tap Water							
Ending Date: 23 Oct-15 11:00		Species: Hyalella azteca		Brine:							
Duration: 28d 1h		Source: Chesapeake Cultures, VA		Age:							
Sample Code	Sample ID	Sample Date	Receive Date	Sample Age	Client Name	Project					
15KR082SD	07-2107-8578	02 Sep-15 11:11	22 Sep-15 11:15	22d 23h							
15KR087SD	11-4764-2282	02 Sep-15 18:25	22 Sep-15 11:15	22d 16h							
Sample Code	Material Type	Sample Source	Station Location	Latitude	Longitude						
15KR082SD	Sediment	Kuskokwim River Sediment Char									
15KR087SD	Sediment	Kuskokwim River Sediment Char									
Data Transform	Zeta	Alt Hyp	Trials	Seed	PMSD	Test Result					
Untransformed	NA	C > T	NA	NA	13.0%						
Equal Variance t Two-Sample Test											
Sample Code	vs	Sample Code	Test Stat	Critical	MSD	DF	P-Value	P-Type	Decision(α:5%)		
15KR082SD		15KR087SD	1.096	1.697	0.033	30	0.1408	CDF	Non-Significant Effect		
ANOVA Table											
Source	Sum Squares	Mean Square	DF	F Stat	P-Value	Decision(α:5%)					
Between	0.002766624	0.002766624	1	1.202	0.2816	Non-Significant Effect					
Error	0.06904127	0.002301376	30								
Total	0.07180789		31								
Distributional Tests											
Attribute	Test	Test Stat	Critical	P-Value	Decision(α:1%)						
Variances	Variance Ratio F	1.104	7.669	0.9619	Equal Variances						
Distribution	Shapiro-Wilk W Normality	0.9928	0.9081	0.9985	Normal Distribution						
Mean Dry Weight-mg Summary											
Sample Code	Count	Mean	95% LCL	95% UCL	Median	Min	Max	Std Err	CV%	%Effect	
15KR082SD	24	0.2548	0.2343	0.2753	0.2604	0.1397	0.3499	0.009902	19.04%	0.0%	
15KR087SD	8	0.2333	0.1947	0.2719	0.2195	0.1854	0.3196	0.01632	19.79%	8.43%	
Mean Dry Weight-mg Detail											
Sample Code	Rep 1	Rep 2	Rep 3	Rep 4	Rep 5	Rep 6	Rep 7	Rep 8	Rep 9	Rep 10	
15KR082SD	0.1931	0.2751	0.2575	0.2797	0.2136	0.2039	0.3255	0.295	0.2482	0.2673	
	0.2633	0.2708	0.3499	0.2869	0.2403	0.1397	0.1728	0.2542	0.2782	0.2919	
	0.2352	0.222	0.3162	0.2342							
15KR087SD	0.2043	0.2378	0.219	0.1963	0.1854	0.284	0.3196	0.2199			

Page 99 of 216

70 of 137

**CETIS Analytical Report**

Report Date: 29 Nov-15 11:59 (p 14 of 20)  
 Test Code: 874-1 15-8552-1299

12/22/2015

Hyalella 28-d Survival and Growth Sediment Test						Northwestern Aquatic Sciences				
Analysis ID:	11-0908-2226	Endpoint:	Mean Dry Weight-mg	CETIS Version:	CETISv1.8.7					
Analyzed:	29 Nov-15 11:57	Analysis:	Parametric-Two Sample	Official Results:	Yes					
Batch ID:	10-5989-7118	Test Type:	Survival-Growth	Analyst:						
Start Date:	25 Sep-15 10:30	Protocol:	EPA/600/R-99/064 (2000)	Diluent:	Dechlorinated Tap Water					
Ending Date:	23 Oct-15 11:00	Species:	Hyalella azteca	Brine:						
Duration:	28d 1h	Source:	Chesapeake Cultures, VA	Age:						
Sample Code	Sample ID	Sample Date	Receive Date	Sample Age	Client Name	Project				
15KR082SD	07-2107-8578	02 Sep-15 11:11	22 Sep-15 11:15	22d 23h						
15KR088SD	14-8995-5801	02 Sep-15 19:00	22 Sep-15 11:15	22d 16h						
Sample Code	Material Type	Sample Source	Station Location	Latitude	Longitude					
15KR082SD	Sediment	Kuskokwim River Sediment Char								
15KR088SD	Sediment	Kuskokwim River Sediment Char								
Data Transform	Zeta	Alt Hyp	Trials	Seed	PMSD	Test Result				
Untransformed	NA	C > T	NA	NA	12.2%					
Equal Variance t Two-Sample Test										
Sample Code	vs	Sample Code	Test Stat	Critical	MSD	DF	P-Value	P-Type	Decision(α:5%)	
15KR082SD		15KR088SD	-1.346	1.697	0.031	30	0.9059	CDF	Non-Significant Effect	
ANOVA Table										
Source	Sum Squares	Mean Square	DF	F Stat	P-Value	Decision(α:5%)				
Between	0.003641583	0.003641583	1	1.812	0.1883	Non-Significant Effect				
Error	0.06027618	0.002009206	30							
Total	0.06391776		31							
Distributional Tests										
Attribute	Test	Test Stat	Critical	P-Value	Decision(α:1%)					
Variances	Variance Ratio F	2.676	7.669	0.1835	Equal Variances					
Distribution	Shapiro-Wilk W Normality	0.9878	0.9081	0.9694	Normal Distribution					
Mean Dry Weight-mg Summary										
Sample Code	Count	Mean	95% LCL	95% UCL	Median	Min	Max	Std Err	CV%	%Effect
15KR082SD	24	0.2548	0.2343	0.2753	0.2604	0.1397	0.3499	0.009902	19.04%	0.0%
15KR088SD	8	0.2794	0.2546	0.3042	0.2772	0.2332	0.3259	0.01048	10.61%	-9.67%
Mean Dry Weight-mg Detail										
Sample Code	Rep 1	Rep 2	Rep 3	Rep 4	Rep 5	Rep 6	Rep 7	Rep 8	Rep 9	Rep 10
15KR082SD	0.1931	0.2751	0.2575	0.2797	0.2136	0.2039	0.3255	0.295	0.2482	0.2673
	0.2633	0.2708	0.3499	0.2869	0.2403	0.1397	0.1728	0.2542	0.2782	0.2919
	0.2352	0.222	0.3162	0.2342						
15KR088SD	0.3259	0.2711	0.2704	0.2513	0.2944	0.2332	0.2833	0.3056		

Page 100 of 216

71 of 137

**CETIS Analytical Report**

Report Date: 29 Nov-15 11:59 (p 15 of 20)  
 Test Code: 874-1 15-8552-1299

12/22/2015

Hyalella 28-d Survival and Growth Sediment Test						Northwestern Aquatic Sciences				
Analysis ID:	11-0879-9258	Endpoint:	Mean Dry Weight-mg	CETIS Version:	CETISv1.8.7					
Analyzed:	29 Nov-15 11:57	Analysis:	Parametric-Two Sample	Official Results:	Yes					
Batch ID:	10-5989-7118	Test Type:	Survival-Growth	Analyst:						
Start Date:	25 Sep-15 10:30	Protocol:	EPA/600/R-99/064 (2000)	Diluent:	Dechlorinated Tap Water					
Ending Date:	23 Oct-15 11:00	Species:	Hyalella azteca	Brine:						
Duration:	28d 1h	Source:	Chesapeake Cultures, VA	Age:						
Sample Code	Sample ID	Sample Date	Receive Date	Sample Age	Client Name	Project				
15KR082SD	07-2107-8578	02 Sep-15 11:11	22 Sep-15 11:15	22d 23h						
15KR089SD	08-9083-1299	06 Sep-15 13:30	22 Sep-15 11:15	18d 21h						
Sample Code	Material Type	Sample Source	Station Location		Latitude	Longitude				
15KR082SD	Sediment	Kuskokwim River Sediment Char								
15KR089SD	Sediment	Kuskokwim River Sediment Char								
Data Transform	Zeta	Alt Hyp	Trials	Seed	PMSD	Test Result				
Untransformed	NA	C > T	NA	NA	12.2%					
Equal Variance t Two-Sample Test										
Sample Code	vs	Sample Code	Test Stat	Critical	MSD	DF	P-Value	P-Type	Decision(α:5%)	
15KR082SD		15KR089SD	1.547	1.697	0.031	30	0.0661	CDF	Non-Significant Effect	
ANOVA Table										
Source	Sum Squares	Mean Square	DF	F Stat	P-Value	Decision(α:5%)				
Between	0.004812896	0.004812896	1	2.395	0.1322	Non-Significant Effect				
Error	0.06029667	0.002009889	30							
Total	0.06510957		31							
Distributional Tests										
Attribute	Test	Test Stat	Critical	P-Value	Decision(α:1%)					
Variances	Variance Ratio F	2.667	7.669	0.1849	Equal Variances					
Distribution	Shapiro-Wilk W Normality	0.9818	0.9081	0.8497	Normal Distribution					
Mean Dry Weight-mg Summary										
Sample Code	Count	Mean	95% LCL	95% UCL	Median	Min	Max	Std Err	CV%	%Effect
15KR082SD	24	0.2548	0.2343	0.2753	0.2604	0.1397	0.3499	0.009902	19.04%	0.0%
15KR089SD	8	0.2264	0.2016	0.2513	0.2353	0.181	0.2688	0.0105	13.12%	11.12%
Mean Dry Weight-mg Detail										
Sample Code	Rep 1	Rep 2	Rep 3	Rep 4	Rep 5	Rep 6	Rep 7	Rep 8	Rep 9	Rep 10
15KR082SD	0.1931	0.2751	0.2575	0.2797	0.2136	0.2039	0.3255	0.295	0.2482	0.2673
	0.2633	0.2708	0.3499	0.2869	0.2403	0.1397	0.1728	0.2542	0.2782	0.2919
	0.2352	0.222	0.3162	0.2342						
15KR089SD	0.2382	0.2688	0.2324	0.181	0.2455	0.2386	0.2207	0.1864		

Page 101 of 216

72 of 137

**CETIS Analytical Report**

Report Date: 29 Nov-15 11:59 (p 16 of 20)  
 Test Code: 874-1 15-8552-1299

12/22/2015

Hyalella 28-d Survival and Growth Sediment Test						Northwestern Aquatic Sciences				
Analysis ID:	08-8279-0332	Endpoint:	Mean Dry Weight-mg	CETIS Version:	CETISv1.8.7					
Analyzed:	29 Nov-15 11:57	Analysis:	Parametric-Two Sample	Official Results:	Yes					
Batch ID:	10-5989-7118	Test Type:	Survival-Growth	Analyst:						
Start Date:	25 Sep-15 10:30	Protocol:	EPA/600/R-99/064 (2000)	Diluent:	Dechlorinated Tap Water					
Ending Date:	23 Oct-15 11:00	Species:	Hyalella azteca	Brine:						
Duration:	28d 1h	Source:	Chesapeake Cultures, VA	Age:						
Sample Code	Sample ID	Sample Date	Receive Date	Sample Age	Client Name	Project				
15KR082SD	07-2107-8578	02 Sep-15 11:11	22 Sep-15 11:15	22d 23h						
15KR090SD	19-8991-2116	03 Sep-15 09:44	22 Sep-15 11:15	22d 1h						
Sample Code	Material Type	Sample Source	Station Location		Latitude	Longitude				
15KR082SD	Sediment	Kuskokwim River Sediment Char								
15KR090SD	Sediment	Kuskokwim River Sediment Char								
Data Transform	Zeta	Alt Hyp	Trials	Seed	PMSD	Test Result				
Untransformed	NA	C > T	NA	NA	12.9%					
Equal Variance t Two-Sample Test										
Sample Code	vs	Sample Code	Test Stat	Critical	MSD	DF	P-Value	P-Type	Decision(α:5%)	
15KR082SD		15KR090SD	1.66	1.697	0.033	30	0.0537	CDF	Non-Significant Effect	
ANOVA Table										
Source	Sum Squares	Mean Square	DF	F Stat	P-Value	Decision(α:5%)				
Between	0.00619571	0.00619571	1	2.755	0.1074	Non-Significant Effect				
Error	0.06746829	0.002248943	30							
Total	0.07366399		31							
Distributional Tests										
Attribute	Test	Test Stat	Critical	P-Value	Decision(α:1%)					
Variances	Variance Ratio F	1.234	7.669	0.8245	Equal Variances					
Distribution	Shapiro-Wilk W Normality	0.9869	0.9081	0.9571	Normal Distribution					
Mean Dry Weight-mg Summary										
Sample Code	Count	Mean	95% LCL	95% UCL	Median	Min	Max	Std Err	CV%	%Effect
15KR082SD	24	0.2548	0.2343	0.2753	0.2604	0.1397	0.3499	0.009902	19.04%	0.0%
15KR090SD	8	0.2226	0.1861	0.2591	0.2222	0.173	0.3084	0.01544	19.61%	12.61%
Mean Dry Weight-mg Detail										
Sample Code	Rep 1	Rep 2	Rep 3	Rep 4	Rep 5	Rep 6	Rep 7	Rep 8	Rep 9	Rep 10
15KR082SD	0.1931	0.2751	0.2575	0.2797	0.2136	0.2039	0.3255	0.295	0.2482	0.2673
	0.2633	0.2708	0.3499	0.2869	0.2403	0.1397	0.1728	0.2542	0.2782	0.2919
	0.2352	0.222	0.3162	0.2342						
15KR090SD	0.1732	0.3084	0.2062	0.2249	0.251	0.2237	0.173	0.2207		

Page 102 of 216

73 of 137



**CETIS Analytical Report**

Report Date: 29 Nov-15 11:59 (p 17 of 20)  
 Test Code: 874-1 15-8552-1299

12/22/2015

Hyalella 28-d Survival and Growth Sediment Test						Northwestern Aquatic Sciences				
Analysis ID:	13-5995-3161	Endpoint:	Mean Dry Weight-mg	CETIS Version:	CETISv1.8.7					
Analyzed:	29 Nov-15 11:57	Analysis:	Parametric-Two Sample	Official Results:	Yes					
Batch ID:	10-5989-7118	Test Type:	Survival-Growth	Analyst:						
Start Date:	25 Sep-15 10:30	Protocol:	EPA/600/R-99/064 (2000)	Diluent:	Dechlorinated Tap Water					
Ending Date:	23 Oct-15 11:00	Species:	Hyalella azteca	Brine:						
Duration:	28d 1h	Source:	Chesapeake Cultures, VA	Age:						
Sample Code	Sample ID	Sample Date	Receive Date	Sample Age	Client Name	Project				
15KR082SD	07-2107-8578	02 Sep-15 11:11	22 Sep-15 11:15	22d 23h						
15KR091SD	05-2188-6902	06 Sep-15 17:30	22 Sep-15 11:15	18d 17h						
Sample Code	Material Type	Sample Source	Station Location		Latitude	Longitude				
15KR082SD	Sediment	Kuskokwim River Sediment Char								
15KR091SD	Sediment	Kuskokwim River Sediment Char								
Data Transform	Zeta	Alt Hyp	Trials	Seed	PMSD	Test Result				
Untransformed	NA	C > T	NA	NA	12.8%					
Equal Variance t Two-Sample Test										
Sample Code	vs	Sample Code	Test Stat	Critical	MSD	DF	P-Value	P-Type	Decision(α:5%)	
15KR082SD		15KR091SD	0.6299	1.697	0.033	30	0.2668	CDF	Non-Significant Effect	
ANOVA Table										
Source	Sum Squares	Mean Square	DF	F Stat	P-Value	Decision(α:5%)				
Between	0.0008737755	0.0008737755	1	0.3967	0.5336	Non-Significant Effect				
Error	0.06607594	0.002202532	30							
Total	0.06694972		31							
Distributional Tests										
Attribute	Test	Test Stat	Critical	P-Value	Decision(α:1%)					
Variances	Variance Ratio F	1.378	7.669	0.6963	Equal Variances					
Distribution	Shapiro-Wilk W Normality	0.9899	0.9081	0.9884	Normal Distribution					
Mean Dry Weight-mg Summary										
Sample Code	Count	Mean	95% LCL	95% UCL	Median	Min	Max	Std Err	CV%	%Effect
15KR082SD	24	0.2548	0.2343	0.2753	0.2604	0.1397	0.3499	0.009902	19.04%	0.0%
15KR091SD	8	0.2427	0.2082	0.2773	0.2358	0.1895	0.314	0.01461	17.03%	4.74%
Mean Dry Weight-mg Detail										
Sample Code	Rep 1	Rep 2	Rep 3	Rep 4	Rep 5	Rep 6	Rep 7	Rep 8	Rep 9	Rep 10
15KR082SD	0.1931	0.2751	0.2575	0.2797	0.2136	0.2039	0.3255	0.295	0.2482	0.2673
	0.2633	0.2708	0.3499	0.2869	0.2403	0.1397	0.1728	0.2542	0.2782	0.2919
	0.2352	0.222	0.3162	0.2342						
15KR091SD	0.314	0.1895	0.229	0.278	0.2009	0.2645	0.2232	0.2426		

Page 103 of 216

74 of 137

**CETIS Analytical Report**

Report Date: 29 Nov-15 11:59 (p 18 of 20)  
 Test Code: 874-1 15-8552-1299

12/22/2015

Hyalella 28-d Survival and Growth Sediment Test						Northwestern Aquatic Sciences					
Analysis ID: 19-3902-1151		Endpoint: Mean Dry Weight-mg		CETIS Version: CETISv1.8.7							
Analyzed: 29 Nov-15 11:57		Analysis: Parametric-Two Sample		Official Results: Yes							
Batch ID: 10-5989-7118		Test Type: Survival-Growth		Analyst:							
Start Date: 25 Sep-15 10:30		Protocol: EPA/600/R-99/064 (2000)		Diluent: Dechlorinated Tap Water							
Ending Date: 23 Oct-15 11:00		Species: Hyalella azteca		Brine:							
Duration: 28d 1h		Source: Chesapeake Cultures, VA		Age:							
Sample Code	Sample ID	Sample Date	Receive Date	Sample Age	Client Name	Project					
15KR082SD	07-2107-8578	02 Sep-15 11:11	22 Sep-15 11:15	22d 23h							
15KR092SD	11-6812-3165	03 Sep-15 11:40	22 Sep-15 11:15	21d 23h							
Sample Code	Material Type	Sample Source	Station Location		Latitude	Longitude					
15KR082SD	Sediment	Kuskokwim River Sediment Char									
15KR092SD	Sediment	Kuskokwim River Sediment Char									
Data Transform	Zeta	Alt Hyp	Trials	Seed	PMSD	Test Result					
Untransformed	NA	C > T	NA	NA	12.0%						
Equal Variance t Two-Sample Test											
Sample Code	vs	Sample Code	Test Stat	Critical	MSD	DF	P-Value	P-Type	Decision(α:5%)		
15KR082SD		15KR092SD	1.528	1.697	0.031	30	0.0686	CDF	Non-Significant Effect		
ANOVA Table											
Source	Sum Squares	Mean Square	DF	F Stat	P-Value	Decision(α:5%)					
Between	0.004521895	0.004521895	1	2.333	0.1371	Non-Significant Effect					
Error	0.05814014	0.001938005	30								
Total	0.06266204		31								
Distributional Tests											
Attribute	Test	Test Stat	Critical	P-Value	Decision(α:1%)						
Variances	Variance Ratio F	4.098	7.669	0.0618	Equal Variances						
Distribution	Shapiro-Wilk W Normality	0.9776	0.9081	0.7276	Normal Distribution						
Mean Dry Weight-mg Summary											
Sample Code	Count	Mean	95% LCL	95% UCL	Median	Min	Max	Std Err	CV%	%Effect	
15KR082SD	24	0.2548	0.2343	0.2753	0.2604	0.1397	0.3499	0.009902	19.04%	0.0%	
15KR092SD	8	0.2273	0.2073	0.2474	0.2305	0.1791	0.2613	0.008472	10.54%	10.78%	
Mean Dry Weight-mg Detail											
Sample Code	Rep 1	Rep 2	Rep 3	Rep 4	Rep 5	Rep 6	Rep 7	Rep 8	Rep 9	Rep 10	
15KR082SD	0.1931	0.2751	0.2575	0.2797	0.2136	0.2039	0.3255	0.295	0.2482	0.2673	
	0.2633	0.2708	0.3499	0.2869	0.2403	0.1397	0.1728	0.2542	0.2782	0.2919	
	0.2352	0.222	0.3162	0.2342							
15KR092SD	0.2369	0.2422	0.2289	0.2321	0.1791	0.2613	0.2249	0.2132			

Page 104 of 216

75 of 137

**CETIS Analytical Report**

Report Date: 29 Nov-15 11:59 (p 19 of 20)  
 Test Code: 874-1 15-8552-1299

12/22/2015

Hyalella 28-d Survival and Growth Sediment Test						Northwestern Aquatic Sciences					
Analysis ID: 01-4172-3465		Endpoint: Mean Dry Weight-mg		CETIS Version: CETISv1.8.7							
Analyzed: 29 Nov-15 11:58		Analysis: Parametric-Two Sample		Official Results: Yes							
Batch ID: 10-5989-7118		Test Type: Survival-Growth		Analyst:							
Start Date: 25 Sep-15 10:30		Protocol: EPA/600/R-99/064 (2000)		Diluent: Dechlorinated Tap Water							
Ending Date: 23 Oct-15 11:00		Species: Hyalella azteca		Brine:							
Duration: 28d 1h		Source: Chesapeake Cultures, VA		Age:							
Sample Code	Sample ID	Sample Date	Receive Date	Sample Age	Client Name	Project					
15KR082SD	07-2107-8578	02 Sep-15 11:11	22 Sep-15 11:15	22d 23h							
15KR093SD	12-3637-7543	06 Sep-15 19:30	22 Sep-15 11:15	18d 15h							
Sample Code	Material Type	Sample Source	Station Location			Latitude	Longitude				
15KR082SD	Sediment	Kuskokwim River Sediment Char									
15KR093SD	Sediment	Kuskokwim River Sediment Char									
Data Transform	Zeta	Alt Hyp	Trials	Seed	PMSD	Test Result					
Untransformed	NA	C > T	NA	NA	12.1%						
Equal Variance t Two-Sample Test											
Sample Code	vs	Sample Code	Test Stat	Critical	MSD	DF	P-Value	P-Type	Decision(α:5%)		
15KR082SD		15KR093SD	2.978	1.697	0.031	30	0.0028	CDF	Significant Effect		
ANOVA Table											
Source	Sum Squares	Mean Square	DF	F Stat	P-Value	Decision(α:5%)					
Between	0.01741347	0.01741347	1	8.867	0.0057	Significant Effect					
Error	0.05891238	0.001963746	30								
Total	0.07632585		31								
Distributional Tests											
Attribute	Test	Test Stat	Critical	P-Value	Decision(α:1%)						
Variances	Variance Ratio F	3.437	7.669	0.0985	Equal Variances						
Distribution	Shapiro-Wilk W Normality	0.9816	0.9081	0.8446	Normal Distribution						
Mean Dry Weight-mg Summary											
Sample Code	Count	Mean	95% LCL	95% UCL	Median	Min	Max	Std Err	CV%	%Effect	
15KR082SD	24	0.2548	0.2343	0.2753	0.2604	0.1397	0.3499	0.009902	19.04%	0.0%	
15KR093SD	8	0.2009	0.179	0.2228	0.2035	0.1526	0.2412	0.00925	13.02%	21.15%	
Mean Dry Weight-mg Detail											
Sample Code	Rep 1	Rep 2	Rep 3	Rep 4	Rep 5	Rep 6	Rep 7	Rep 8	Rep 9	Rep 10	
15KR082SD	0.1931	0.2751	0.2575	0.2797	0.2136	0.2039	0.3255	0.295	0.2482	0.2673	
	0.2633	0.2708	0.3499	0.2869	0.2403	0.1397	0.1728	0.2542	0.2782	0.2919	
	0.2352	0.222	0.3162	0.2342							
15KR093SD	0.1928	0.2061	0.1838	0.1526	0.2412	0.2098	0.2009	0.22			

Page 105 of 216

76 of 137

**CETIS Analytical Report**

Report Date: 29 Nov-15 11:59 (p 20 of 20)  
 Test Code: 874-115-8552-1299

12/22/2015

Hyalella 28-d Survival and Growth Sediment Test							Northwestern Aquatic Sciences				
Analysis ID:	07-4964-6356	Endpoint:	Mean Dry Weight-mg	CETIS Version:	CETISv1.8.7						
Analyzed:	29 Nov-15 11:58	Analysis:	Parametric-Two Sample	Official Results:	Yes						
Batch ID:	10-5989-7118	Test Type:	Survival-Growth	Analyst:							
Start Date:	25 Sep-15 10:30	Protocol:	EPA/600/R-99/064 (2000)	Diluent:	Dechlorinated Tap Water						
Ending Date:	23 Oct-15 11:00	Species:	Hyalella azteca	Brine:							
Duration:	28d 1h	Source:	Chesapeake Cultures, VA	Age:							
Sample Code	Sample ID	Sample Date	Receive Date	Sample Age	Client Name	Project					
15KR082SD	07-2107-8578	02 Sep-15 11:11	22 Sep-15 11:15	22d 23h							
15KR099SD	20-3303-6234	05 Sep-15 10:50	22 Sep-15 11:15	20d							
Sample Code	Material Type	Sample Source	Station Location	Latitude	Longitude						
15KR082SD	Sediment	Kuskokwim River Sediment Char									
15KR099SD	Sediment	Kuskokwim River Sediment Char									
Data Transform	Zeta	Alt Hyp	Trials	Seed	PMSD	Test Result					
Untransformed	NA	C > T	NA	NA	12.6%						
Equal Variance t Two-Sample Test											
Sample Code	vs	Sample Code	Test Stat	Critical	MSD	DF	P-Value	P-Type	Decision(α:5%)		
15KR082SD		15KR099SD	-1.088	1.697	0.032	30	0.8573	CDF	Non-Significant Effect		
ANOVA Table											
Source	Sum Squares	Mean Square	DF	F Stat	P-Value	Decision(α:5%)					
Between	0.002550191	0.002550191	1	1.183	0.2855	Non-Significant Effect					
Error	0.06468797	0.002156266	30								
Total	0.06723816		31								
Distributional Tests											
Attribute	Test	Test Stat	Critical	P-Value	Decision(α:1%)						
Variances	Variance Ratio F	1.559	7.669	0.5654	Equal Variances						
Distribution	Shapiro-Wilk W Normality	0.988	0.9081	0.9717	Normal Distribution						
Mean Dry Weight-mg Summary											
Sample Code	Count	Mean	95% LCL	95% UCL	Median	Min	Max	Std Err	CV%	%Effect	
15KR082SD	24	0.2548	0.2343	0.2753	0.2604	0.1397	0.3499	0.009902	19.04%	0.0%	
15KR099SD	8	0.2754	0.2429	0.3079	0.2688	0.2352	0.356	0.01374	14.11%	-8.09%	
Mean Dry Weight-mg Detail											
Sample Code	Rep 1	Rep 2	Rep 3	Rep 4	Rep 5	Rep 6	Rep 7	Rep 8	Rep 9	Rep 10	
15KR082SD	0.1931	0.2751	0.2575	0.2797	0.2136	0.2039	0.3255	0.295	0.2482	0.2673	
	0.2633	0.2708	0.3499	0.2869	0.2403	0.1397	0.1728	0.2542	0.2782	0.2919	
	0.2352	0.222	0.3162	0.2342							
15KR099SD	0.2834	0.356	0.2367	0.2633	0.2352	0.2743	0.2579	0.2963			

Page 106 of 216

77 of 137

**Survival: Reference 15KR083SD vs. Test Sediments**

**CETIS Analytical Report**

Report Date: 30 Nov-15 14:55 (p 1 of 9)

Test Code: 874-1 15-8552-1299

12/22/2015

Hyalella 28-d Survival and Growth Sediment Test						Northwestern Aquatic Sciences					
Analysis ID: 06-5934-0672		Endpoint: Proportion Survived		CETIS Version: CETISv1.8.7							
Analyzed: 30 Nov-15 14:48		Analysis: Nonparametric-Two Sample		Official Results: Yes							
Batch ID: 10-5989-7118		Test Type: Survival-Growth		Analyst:							
Start Date: 25 Sep-15 10:30		Protocol: EPA/600/R-99/064 (2000)		Diluent: Dechlorinated Tap Water							
Ending Date: 23 Oct-15 11:00		Species: Hyalella azteca		Brine:							
Duration: 28d 1h		Source: Chesapeake Cultures, VA		Age:							
Sample Code	Sample ID	Sample Date	Receive Date	Sample Age	Client Name	Project					
15KR083SD	05-9987-8649	02 Sep-15 13:20	22 Sep-15 11:15	22d 21h							
15KR084SD	02-8109-3592	05 Sep-15 16:16	22 Sep-15 11:15	19d 18h							
Sample Code	Material Type	Sample Source	Station Location	Latitude	Longitude						
15KR083SD	Sediment	Kuskokwim River Sediment Char									
15KR084SD	Sediment	Kuskokwim River Sediment Char									
Data Transform	Zeta	Alt Hyp	Trials	Seed	PMSD	Test Result					
Angular (Corrected)	NA	C > T	5000	1969083	7.24%						
Wilcoxon Rank Sum Two-Sample Test											
Sample Code	vs	Sample Code	Test Stat	Critical	Ties	DF	P-Value	P-Type	Decision(α:5%)	P-Value 99% CL	
15KR083SD		15KR084SD	139.5	NA	3	30	0.6670	M Carlo	Non-Significant Effect	0.6498 - 0.6842	
ANOVA Table											
Source	Sum Squares	Mean Square	DF	F Stat	P-Value	Decision(α:5%)					
Between	0.004495295	0.004495295	1	0.1677	0.6851	Non-Significant Effect					
Error	0.8042752	0.02680917	30								
Total	0.8087705		31								
Distributional Tests											
Attribute	Test	Test Stat	Critical	P-Value	Decision(α:1%)						
Variances	Variance Ratio F	1.292	7.669	0.7700	Equal Variances						
Distribution	Shapiro-Wilk W Normality	0.8076	0.9081	<0.0001	Non-normal Distribution						
Proportion Survived Summary											
Sample Code	Count	Mean	95% LCL	95% UCL	Median	Min	Max	Std Err	CV%	%Effect	
15KR083SD	24	0.9042	0.8521	0.9562	0.9	0.6	1	0.02517	13.64%	0.0%	
15KR084SD	8	0.925	0.8385	1	0.95	0.7	1	0.0366	11.19%	-2.3%	
Angular (Corrected) Transformed Summary											
Sample Code	Count	Mean	95% LCL	95% UCL	Median	Min	Max	Std Err	CV%	%Effect	
15KR083SD	24	1.271	1.2	1.342	1.249	0.8861	1.412	0.03434	13.24%	0.0%	
15KR084SD	8	1.298	1.175	1.422	1.331	0.9912	1.412	0.05233	11.4%	-2.15%	
Proportion Survived Detail											
Sample Code	Rep 1	Rep 2	Rep 3	Rep 4	Rep 5	Rep 6	Rep 7	Rep 8	Rep 9	Rep 10	
15KR083SD	1	0.9	1	1	1	0.8	0.8	1	0.6	0.6	
	0.7	1	0.9	0.9	0.9	0.9	1	1	0.9	1	
	0.9	0.9	1	1							
15KR084SD	0.9	1	0.7	1	1	0.9	0.9	1			
Angular (Corrected) Transformed Detail											
Sample Code	Rep 1	Rep 2	Rep 3	Rep 4	Rep 5	Rep 6	Rep 7	Rep 8	Rep 9	Rep 10	
15KR083SD	1.412	1.249	1.412	1.412	1.412	1.107	1.107	1.412	0.8861	0.8861	
15KR084SD	1.249	1.412	0.9912	1.412	1.412	1.249	1.249	1.412			

Page 108 of 216

78 of 137

**CETIS Analytical Report**

Report Date: 30 Nov-15 14:55 (p 2 of 9)

Test Code: 874-1 15-8552-1299

12/22/2015

Hyalella 28-d Survival and Growth Sediment Test							Northwestern Aquatic Sciences				
Analysis ID:	04-2933-3822		Endpoint:	Proportion Survived			CETIS Version:	CETISv1.8.7			
Analyzed:	30 Nov-15 14:49		Analysis:	Nonparametric-Two Sample			Official Results:	Yes			
Batch ID:	10-5989-7118		Test Type:	Survival-Growth			Analyst:				
Start Date:	25 Sep-15 10:30		Protocol:	EPA/600/R-99/064 (2000)			Diluent:	Dechlorinated Tap Water			
Ending Date:	23 Oct-15 11:00		Species:	Hyalella azteca			Brine:				
Duration:	28d 1h		Source:	Chesapeake Cultures, VA			Age:				
Sample Code	Sample ID	Sample Date	Receive Date	Sample Age	Client Name	Project					
15KR083SD	05-9987-8649	02 Sep-15 13:20	22 Sep-15 11:15	22d 21h							
15KR085SD	19-8292-8550	02 Sep-15 17:00	22 Sep-15 11:15	22d 17h							
Sample Code	Material Type	Sample Source	Station Location	Latitude	Longitude						
15KR083SD	Sediment	Kuskokwim River Sediment Char									
15KR085SD	Sediment	Kuskokwim River Sediment Char									
Data Transform	Zeta	Alt Hyp	Trials	Seed	PMSD	Test Result					
Angular (Corrected)	NA	C > T	5000	1562837	7.11%						
Wilcoxon Rank Sum Two-Sample Test											
Sample Code	vs	Sample Code	Test Stat	Critical	Ties	DF	P-Value	P-Type	Decision(α:5%)	P-Value	99% CL
15KR083SD		15KR085SD	136	NA	3	30	0.5822	M Carlo	Non-Significant Effect	0.5642	-0.6002
ANOVA Table											
Source	Sum Squares	Mean Square	DF	F Stat	P-Value	Decision(α:5%)					
Between	0.003494611	0.003494611	1	0.1343	0.7166	Non-Significant Effect					
Error	0.7805057	0.02601686	30								
Total	0.7840003		31								
Distributional Tests											
Attribute	Test	Test Stat	Critical	P-Value	Decision(α:1%)						
Variances	Variance Ratio F	1.529	7.669	0.5848	Equal Variances						
Distribution	Shapiro-Wilk W Normality	0.8208	0.9081	0.0001	Non-normal Distribution						
Proportion Survived Summary											
Sample Code	Count	Mean	95% LCL	95% UCL	Median	Min	Max	Std Err	CV%	%Effect	
15KR083SD	24	0.9042	0.8521	0.9562	0.9	0.6	1	0.02517	13.64%	0.0%	
15KR085SD	8	0.925	0.8509	0.9991	0.95	0.8	1	0.03134	9.58%	-2.3%	
Angular (Corrected) Transformed Summary											
Sample Code	Count	Mean	95% LCL	95% UCL	Median	Min	Max	Std Err	CV%	%Effect	
15KR083SD	24	1.271	1.2	1.342	1.249	0.8861	1.412	0.03434	13.24%	0.0%	
15KR085SD	8	1.295	1.181	1.409	1.331	1.107	1.412	0.0481	10.51%	-1.9%	
Proportion Survived Detail											
Sample Code	Rep 1	Rep 2	Rep 3	Rep 4	Rep 5	Rep 6	Rep 7	Rep 8	Rep 9	Rep 10	
15KR083SD	1	0.9	1	1	1	0.8	0.8	1	0.6	0.6	
	0.7	1	0.9	0.9	0.9	0.9	1	1	0.9	1	
	0.9	0.9	1	1							
15KR085SD	1	0.9	1	0.9	1	0.8	0.8	1			
Angular (Corrected) Transformed Detail											
Sample Code	Rep 1	Rep 2	Rep 3	Rep 4	Rep 5	Rep 6	Rep 7	Rep 8	Rep 9	Rep 10	
15KR083SD	1.412	1.249	1.412	1.412	1.412	1.107	1.107	1.412	0.8861	0.8861	
15KR085SD	1.412	1.249	1.412	1.249	1.412	1.107	1.107	1.412			

Page 109 of 216

79 of 137

**CETIS Analytical Report**

Report Date: 30 Nov-15 14:55 (p 3 of 9)  
 Test Code: 874-1 15-8552-1299

12/22/2015

Hyalella 28-d Survival and Growth Sediment Test						Northwestern Aquatic Sciences					
Analysis ID:	19-6921-0350	Endpoint:	Proportion Survived	CETIS Version:	CETISv1.8.7						
Analyzed:	30 Nov-15 14:49	Analysis:	Nonparametric-Two Sample	Official Results:	Yes						
Batch ID:	10-5989-7118	Test Type:	Survival-Growth	Analyst:							
Start Date:	25 Sep-15 10:30	Protocol:	EPA/600/R-99/064 (2000)	Diluent:	Dechlorinated Tap Water						
Ending Date:	23 Oct-15 11:00	Species:	Hyalella azteca	Brine:							
Duration:	28d 1h	Source:	Chesapeake Cultures, VA	Age:							
Sample Code	Sample ID	Sample Date	Receive Date	Sample Age	Client Name	Project					
15KR083SD	05-9987-8649	02 Sep-15 13:20	22 Sep-15 11:15	22d 21h							
15KR087SD	11-4764-2282	02 Sep-15 18:25	22 Sep-15 11:15	22d 16h							
Sample Code	Material Type	Sample Source	Station Location		Latitude	Longitude					
15KR083SD	Sediment	Kuskokwim River Sediment Char									
15KR087SD	Sediment	Kuskokwim River Sediment Char									
Data Transform	Zeta	Alt Hyp	Trials	Seed	PMSD	Test Result					
Angular (Corrected)	NA	C > T	5000	1562837	7.82%						
Wilcoxon Rank Sum Two-Sample Test											
Sample Code	vs	Sample Code	Test Stat	Critical	Ties	DF	P-Value	P-Type	Decision(α:5%)	P-Value 99% CL	
15KR083SD		15KR087SD	133	NA	4	30	0.5442	M Carlo	Non-Significant Effect	0.5261 - 0.5623	
ANOVA Table											
Source	Sum Squares	Mean Square	DF	F Stat	P-Value	Decision(α:5%)					
Between	7.351081E-05	7.351081E-05	1	0.002433	0.9610	Non-Significant Effect					
Error	0.9063514	0.03021172	30								
Total	0.9064249	31									
Distributional Tests											
Attribute	Test	Test Stat	Critical	P-Value	Decision(α:1%)						
Variances	Variance Ratio F	1.289	4.047	0.5983	Equal Variances						
Distribution	Shapiro-Wilk W Normality	0.7837	0.9081	<0.0001	Non-normal Distribution						
Proportion Survived Summary											
Sample Code	Count	Mean	95% LCL	95% UCL	Median	Min	Max	Std Err	CV%	%Effect	
15KR083SD	24	0.9042	0.8521	0.9562	0.9	0.6	1	0.02517	13.64%	0.0%	
15KR087SD	8	0.9	0.7818	1	0.95	0.6	1	0.05	15.71%	0.46%	
Angular (Corrected) Transformed Summary											
Sample Code	Count	Mean	95% LCL	95% UCL	Median	Min	Max	Std Err	CV%	%Effect	
15KR083SD	24	1.271	1.2	1.342	1.249	0.8861	1.412	0.03434	13.24%	0.0%	
15KR087SD	8	1.267	1.108	1.427	1.331	0.8861	1.412	0.06754	15.07%	0.28%	
Proportion Survived Detail											
Sample Code	Rep 1	Rep 2	Rep 3	Rep 4	Rep 5	Rep 6	Rep 7	Rep 8	Rep 9	Rep 10	
15KR083SD	1	0.9	1	1	1	0.8	0.8	1	0.6	0.6	
	0.7	1	0.9	0.9	0.9	0.9	1	1	0.9	1	
	0.9	0.9	1	1							
15KR087SD	0.9	1	0.8	1	0.9	0.6	1	1			
Angular (Corrected) Transformed Detail											
Sample Code	Rep 1	Rep 2	Rep 3	Rep 4	Rep 5	Rep 6	Rep 7	Rep 8	Rep 9	Rep 10	
15KR083SD	1.412	1.249	1.412	1.412	1.412	1.107	1.107	1.412	0.8861	0.8861	
15KR087SD	1.249	1.412	1.107	1.412	1.249	0.8861	1.412	1.412			

Page 110 of 216

80 of 137



**CETIS Analytical Report**

Report Date: 30 Nov-15 14:55 (p 4 of 9)

Test Code: 874-1 15-8552-1299

12/22/2015

Hyalella 28-d Survival and Growth Sediment Test							Northwestern Aquatic Sciences				
Analysis ID:	03-7194-8177	Endpoint:	Proportion Survived	CETIS Version:	CETISv1.8.7						
Analyzed:	30 Nov-15 14:50	Analysis:	Nonparametric-Two Sample	Official Results:	Yes						
Batch ID:	10-5989-7118	Test Type:	Survival-Growth	Analyst:							
Start Date:	25 Sep-15 10:30	Protocol:	EPA/600/R-99/064 (2000)	Diluent:	Dechlorinated Tap Water						
Ending Date:	23 Oct-15 11:00	Species:	Hyalella azteca	Brine:							
Duration:	28d 1h	Source:	Chesapeake Cultures, VA	Age:							
Sample Code	Sample ID	Sample Date	Receive Date	Sample Age	Client Name	Project					
15KR083SD	05-9987-8649	02 Sep-15 13:20	22 Sep-15 11:15	22d 21h							
15KR088SD	14-8995-5801	02 Sep-15 19:00	22 Sep-15 11:15	22d 16h							
Sample Code	Material Type	Sample Source	Station Location		Latitude	Longitude					
15KR083SD	Sediment	Kuskokwim River Sediment Char									
15KR088SD	Sediment	Kuskokwim River Sediment Char									
Data Transform	Zeta	Alt Hyp	Trials	Seed	PMSD	Test Result					
Angular (Corrected)	NA	C > T	5000	1562837	7.58%						
Wilcoxon Rank Sum Two-Sample Test											
Sample Code	vs	Sample Code	Test Stat	Critical	Ties	DF	P-Value	P-Type	Decision(α:5%)	P-Value 99% CL	
15KR083SD		15KR088SD	123.5	NA	3	30	0.3630	M Carlo	Non-Significant Effect	0.3455 - 0.3805	
ANOVA Table											
Source	Sum Squares	Mean Square	DF	F Stat	P-Value	Decision(α:5%)					
Between	0.003821023	0.003821023	1	0.1327	0.7182	Non-Significant Effect					
Error	0.8635362	0.02878454	30								
Total	0.8673573		31								
Distributional Tests											
Attribute	Test	Test Stat	Critical	P-Value	Decision(α:1%)						
Variances	Variance Ratio F	1.073	4.047	0.8229	Equal Variances						
Distribution	Shapiro-Wilk W Normality	0.8306	0.9081	0.0002	Non-normal Distribution						
Proportion Survived Summary											
Sample Code	Count	Mean	95% LCL	95% UCL	Median	Min	Max	Std Err	CV%	%Effect	
15KR083SD	24	0.9042	0.8521	0.9562	0.9	0.6	1	0.02517	13.64%	0.0%	
15KR088SD	8	0.8875	0.7833	0.9917	0.9	0.7	1	0.04407	14.04%	1.84%	
Angular (Corrected) Transformed Summary											
Sample Code	Count	Mean	95% LCL	95% UCL	Median	Min	Max	Std Err	CV%	%Effect	
15KR083SD	24	1.271	1.2	1.342	1.249	0.8861	1.412	0.03434	13.24%	0.0%	
15KR088SD	8	1.246	1.1	1.391	1.249	0.9912	1.412	0.06162	13.99%	1.99%	
Proportion Survived Detail											
Sample Code	Rep 1	Rep 2	Rep 3	Rep 4	Rep 5	Rep 6	Rep 7	Rep 8	Rep 9	Rep 10	
15KR083SD	1	0.9	1	1	1	0.8	0.8	1	0.6	0.6	
	0.7	1	0.9	0.9	0.9	0.9	1	1	0.9	1	
	0.9	0.9	1	1							
15KR088SD	0.7	0.9	1	0.9	0.7	0.9	1	1			
Angular (Corrected) Transformed Detail											
Sample Code	Rep 1	Rep 2	Rep 3	Rep 4	Rep 5	Rep 6	Rep 7	Rep 8	Rep 9	Rep 10	
15KR083SD	1.412	1.249	1.412	1.412	1.412	1.107	1.107	1.412	0.8861	0.8861	
15KR088SD	0.9912	1.249	1.412	1.249	0.9912	1.249	1.412	1.412			

Page 111 of 216

81 of 137

**CETIS Analytical Report**

Report Date: 30 Nov-15 14:55 (p 5 of 9)

Test Code: 874-1 15-8552-1299

12/22/2015

Hyalella 28-d Survival and Growth Sediment Test							Northwestern Aquatic Sciences				
Analysis ID:	01-4947-5286	Endpoint:	Proportion Survived				CETIS Version:	CETISv1.8.7			
Analyzed:	30 Nov-15 14:50	Analysis:	Nonparametric-Two Sample				Official Results:	Yes			
Batch ID:	10-5989-7118	Test Type:	Survival-Growth				Analyst:				
Start Date:	25 Sep-15 10:30	Protocol:	EPA/600/R-99/064 (2000)				Diluent:	Dechlorinated Tap Water			
Ending Date:	23 Oct-15 11:00	Species:	Hyalella azteca				Brine:				
Duration:	28d 1h	Source:	Chesapeake Cultures, VA				Age:				
Sample Code	Sample ID	Sample Date	Receive Date	Sample Age	Client Name	Project					
15KR083SD	05-9987-8649	02 Sep-15 13:20	22 Sep-15 11:15	22d 21h							
15KR089SD	08-9083-1299	06 Sep-15 13:30	22 Sep-15 11:15	18d 21h							
Sample Code	Material Type	Sample Source	Station Location	Latitude	Longitude						
15KR083SD	Sediment	Kuskokwim River Sediment Char									
15KR089SD	Sediment	Kuskokwim River Sediment Char									
Data Transform	Zeta	Alt Hyp	Trials	Seed	PMSD	Test Result					
Angular (Corrected)	NA	C > T	5000	1562837	7.8%						
Wilcoxon Rank Sum Two-Sample Test											
Sample Code	vs	Sample Code	Test Stat	Critical	Ties	DF	P-Value	P-Type	Decision(α:5%)	P-Value	99% CL
15KR083SD		15KR089SD	53.5	NA	3	30	<0.0001	M Carlo	Significant Effect		
ANOVA Table											
Source	Sum Squares	Mean Square	DF	F Stat	P-Value	Decision(α:5%)					
Between	0.7905893	0.7905893	1	26.26	<0.0001	Significant Effect					
Error	0.9032125	0.03010708	30								
Total	1.693802		31								
Distributional Tests											
Attribute	Test	Test Stat	Critical	P-Value	Decision(α:1%)						
Variances	Variance Ratio F	1.273	4.047	0.6128	Equal Variances						
Distribution	Shapiro-Wilk W Normality	0.8997	0.9081	0.0061	Non-normal Distribution						
Proportion Survived Summary											
Sample Code	Count	Mean	95% LCL	95% UCL	Median	Min	Max	Std Err	CV%	%Effect	
15KR083SD	24	0.9042	0.8521	0.9562	0.9	0.6	1	0.02517	13.64%	0.0%	
15KR089SD	8	0.6125	0.4681	0.7569	0.65	0.4	0.9	0.06105	28.19%	32.26%	
Angular (Corrected) Transformed Summary											
Sample Code	Count	Mean	95% LCL	95% UCL	Median	Min	Max	Std Err	CV%	%Effect	
15KR083SD	24	1.271	1.2	1.342	1.249	0.8861	1.412	0.03434	13.24%	0.0%	
15KR089SD	8	0.9079	0.7492	1.067	0.9386	0.6847	1.249	0.06712	20.91%	28.56%	
Proportion Survived Detail											
Sample Code	Rep 1	Rep 2	Rep 3	Rep 4	Rep 5	Rep 6	Rep 7	Rep 8	Rep 9	Rep 10	
15KR083SD	1	0.9	1	1	1	0.8	0.8	1	0.6	0.6	
	0.7	1	0.9	0.9	0.9	0.9	1	1	0.9	1	
	0.9	0.9	1	1							
15KR089SD	0.9	0.4	0.7	0.6	0.4	0.7	0.7	0.5			
Angular (Corrected) Transformed Detail											
Sample Code	Rep 1	Rep 2	Rep 3	Rep 4	Rep 5	Rep 6	Rep 7	Rep 8	Rep 9	Rep 10	
15KR083SD	1.412	1.249	1.412	1.412	1.412	1.107	1.107	1.412	0.8861	0.8861	
15KR089SD	1.249	0.6847	0.9912	0.8861	0.6847	0.9912	0.9912	0.7854			

Page 112 of 216

82 of 137

**CETIS Analytical Report**

Report Date: 30 Nov-15 14:55 (p 6 of 9)

Test Code: 874-1 15-8552-1299

12/22/2015

Hyalella 28-d Survival and Growth Sediment Test						Northwestern Aquatic Sciences					
Analysis ID:	18-1953-6228	Endpoint:	Proportion Survived	CETIS Version:	CETISv1.8.7	Official Results:	Yes				
Analyzed:	30 Nov-15 14:50	Analysis:	Nonparametric-Two Sample								
Batch ID:	10-5989-7118	Test Type:	Survival-Growth	Analyst:							
Start Date:	25 Sep-15 10:30	Protocol:	EPA/600/R-99/064 (2000)	Diluent:	Dechlorinated Tap Water						
Ending Date:	23 Oct-15 11:00	Species:	Hyalella azteca	Brine:							
Duration:	28d 1h	Source:	Chesapeake Cultures, VA	Age:							
Sample Code	Sample ID	Sample Date	Receive Date	Sample Age	Client Name	Project					
15KR083SD	05-9987-8649	02 Sep-15 13:20	22 Sep-15 11:15	22d 21h							
15KR090SD	19-8991-2116	03 Sep-15 09:44	22 Sep-15 11:15	22d 1h							
Sample Code	Material Type	Sample Source	Station Location	Latitude	Longitude						
15KR083SD	Sediment	Kuskokwim River Sediment Char									
15KR090SD	Sediment	Kuskokwim River Sediment Char									
Data Transform	Zeta	Alt Hyp	Trials	Seed	PMSD	Test Result					
Angular (Corrected)	NA	C > T	5000	1562837	8.28%						
Wilcoxon Rank Sum Two-Sample Test											
Sample Code vs	Sample Code	Test Stat	Critical	Ties	DF	P-Value	P-Type	Decision(α:5%)	P-Value 99% CL		
15KR083SD	15KR090SD	156	NA	2	30	0.8674	M Carlo	Non-Significant Effect	0.8550 - 0.8798		
ANOVA Table											
Source	Sum Squares	Mean Square	DF	F Stat	P-Value	Decision(α:5%)					
Between	0.01078381	0.01078381	1	0.3261	0.5722	Non-Significant Effect					
Error	0.992213	0.03307377	30								
Total	1.002997										
Distributional Tests											
Attribute	Test	Test Stat	Critical	P-Value	Decision(α:1%)						
Variances	Variance Ratio F	1.723	4.047	0.3063	Equal Variances						
Distribution	Shapiro-Wilk W Normality	0.7747	0.9081	<0.0001	Non-normal Distribution						
Proportion Survived Summary											
Sample Code	Count	Mean	95% LCL	95% UCL	Median	Min	Max	Std Err	CV%	%Effect	
15KR083SD	24	0.9042	0.8521	0.9562	0.9	0.6	1	0.02517	13.64%	0.0%	
15KR090SD	8	0.925	0.7785	1	1	0.5	1	0.06196	18.95%	-2.3%	
Angular (Corrected) Transformed Summary											
Sample Code	Count	Mean	95% LCL	95% UCL	Median	Min	Max	Std Err	CV%	%Effect	
15KR083SD	24	1.271	1.2	1.342	1.249	0.8861	1.412	0.03434	13.24%	0.0%	
15KR090SD	8	1.313	1.129	1.498	1.412	0.7854	1.412	0.07807	16.81%	-3.34%	
Proportion Survived Detail											
Sample Code	Rep 1	Rep 2	Rep 3	Rep 4	Rep 5	Rep 6	Rep 7	Rep 8	Rep 9	Rep 10	
15KR083SD	1	0.9	1	1	1	0.8	0.8	1	0.6	0.6	
	0.7	1	0.9	0.9	0.9	0.9	1	1	0.9	1	
	0.9	0.9	1	1							
15KR090SD	1	1	1	0.9	0.5	1	1	1			
Angular (Corrected) Transformed Detail											
Sample Code	Rep 1	Rep 2	Rep 3	Rep 4	Rep 5	Rep 6	Rep 7	Rep 8	Rep 9	Rep 10	
15KR083SD	1.412	1.249	1.412	1.412	1.412	1.107	1.107	1.412	0.8861	0.8861	
15KR090SD	1.412	1.412	1.412	1.249	0.7854	1.412	1.412	1.412			

Page 113 of 216

83 of 137

Hyalella 28-d Survival and Growth Sediment Test						Northwestern Aquatic Sciences					
Analysis ID: 09-0337-1195		Endpoint: Proportion Survived		CETIS Version: CETISv1.8.7		Analyzed: 30 Nov-15 14:50		Analysis: Nonparametric-Two Sample		Official Results: Yes	
Batch ID: 10-5989-7118		Test Type: Survival-Growth		Analyst:		Start Date: 25 Sep-15 10:30		Protocol: EPA/600/R-99/064 (2000)		Diluent: Dechlorinated Tap Water	
Ending Date: 23 Oct-15 11:00		Species: Hyalella azteca		Brine:		Duration: 28d 1h		Source: Chesapeake Cultures, VA		Age:	
Sample Code	Sample ID	Sample Date	Receive Date	Sample Age	Client Name	Project					
15KR083SD	05-9987-8649	02 Sep-15 13:20	22 Sep-15 11:15	22d 21h							
15KR091SD	05-2188-6902	06 Sep-15 17:30	22 Sep-15 11:15	18d 17h							
Sample Code	Material Type	Sample Source	Station Location		Latitude	Longitude					
15KR083SD	Sediment	Kuskokwim River Sediment Char									
15KR091SD	Sediment	Kuskokwim River Sediment Char									
Data Transform	Zeta	Alt Hyp	Trials	Seed	PMSD	Test Result					
Angular (Corrected)	NA	C > T	5000	1562837	7.05%						
Wilcoxon Rank Sum Two-Sample Test											
Sample Code	vs	Sample Code	Test Stat	Critical	Ties	DF	P-Value	P-Type	Decision(α:5%)	P-Value 99% CL	
15KR083SD		15KR091SD	48	NA	3	30	<0.0001	M Carlo	Significant Effect		
ANOVA Table											
Source	Sum Squares	Mean Square	DF	F Stat	P-Value	Decision(α:5%)					
Between	0.8156233	0.8156233	1	31.76	<0.0001	Significant Effect					
Error	0.7704858	0.02568286	30								
Total	1.586109		31								
Distributional Tests											
Attribute	Test	Test Stat	Critical	P-Value	Decision(α:1%)						
Variances	Variance Ratio F	1.657	7.669	0.5063	Equal Variances						
Distribution	Shapiro-Wilk W Normality	0.8558	0.9081	0.0006	Non-normal Distribution						
Proportion Survived Summary											
Sample Code	Count	Mean	95% LCL	95% UCL	Median	Min	Max	Std Err	CV%	%Effect	
15KR083SD	24	0.9042	0.8521	0.9562	0.9	0.6	1	0.02517	13.64%	0.0%	
15KR091SD	8	0.6125	0.5083	0.7167	0.6	0.4	0.8	0.04407	20.35%	32.26%	
Angular (Corrected) Transformed Summary											
Sample Code	Count	Mean	95% LCL	95% UCL	Median	Min	Max	Std Err	CV%	%Effect	
15KR083SD	24	1.271	1.2	1.342	1.249	0.8861	1.412	0.03434	13.24%	0.0%	
15KR091SD	8	0.9022	0.793	1.011	0.8861	0.6847	1.107	0.0462	14.48%	29.01%	
Proportion Survived Detail											
Sample Code	Rep 1	Rep 2	Rep 3	Rep 4	Rep 5	Rep 6	Rep 7	Rep 8	Rep 9	Rep 10	
15KR083SD	1	0.9	1	1	1	0.8	0.8	1	0.6	0.6	
	0.7	1	0.9	0.9	0.9	0.9	1	1	0.9	1	
	0.9	0.9	1	1							
15KR091SD	0.4	0.8	0.7	0.6	0.7	0.6	0.6	0.5			
Angular (Corrected) Transformed Detail											
Sample Code	Rep 1	Rep 2	Rep 3	Rep 4	Rep 5	Rep 6	Rep 7	Rep 8	Rep 9	Rep 10	
15KR083SD	1.412	1.249	1.412	1.412	1.412	1.107	1.107	1.412	0.8861	0.8861	
15KR091SD	0.6847	1.107	0.9912	0.8861	0.9912	0.8861	0.8861	0.7854			

84 of 137

Hyalella 28-d Survival and Growth Sediment Test							Northwestern Aquatic Sciences				
Analysis ID:	15-0362-1684	Endpoint:	Proportion Survived			CETIS Version:	CETISv1.8.7				
Analyzed:	30 Nov-15 14:50	Analysis:	Nonparametric-Two Sample			Official Results:	Yes				
Batch ID:	10-5989-7118	Test Type:	Survival-Growth			Analyst:					
Start Date:	25 Sep-15 10:30	Protocol:	EPA/600/R-99/064 (2000)			Diluent:	Dechlorinated Tap Water				
Ending Date:	23 Oct-15 11:00	Species:	Hyalella azteca			Brine:					
Duration:	28d 1h	Source:	Chesapeake Cultures, VA			Age:					
Sample Code	Sample ID	Sample Date	Receive Date	Sample Age	Client Name	Project					
15KR083SD	05-9987-8649	02 Sep-15 13:20	22 Sep-15 11:15	22d 21h							
15KR092SD	11-6812-3165	03 Sep-15 11:40	22 Sep-15 11:15	21d 23h							
Sample Code	Material Type	Sample Source	Station Location		Latitude	Longitude					
15KR083SD	Sediment	Kuskokwim River Sediment Char									
15KR092SD	Sediment	Kuskokwim River Sediment Char									
Data Transform	Zeta	Alt Hyp	Trials	Seed	PMSD	Test Result					
Angular (Corrected)	NA	C > T	5000	1562837	7.57%						
Wilcoxon Rank Sum Two-Sample Test											
Sample Code	vs	Sample Code	Test Stat	Critical	Ties	DF	P-Value	P-Type	Decision( $\alpha$ :5%)	P-Value 99% CL	
15KR083SD		15KR092SD	129.5	NA	4	30	0.4352	M Carlo	Non-Significant Effect	0.4171 - 0.4533	
ANOVA Table											
Source	Sum Squares	Mean Square	DF	F Stat	P-Value	Decision( $\alpha$ :5%)					
Between	0.0003938988	0.0003938988	1	0.0137	0.9076	Non-Significant Effect					
Error	0.8624306	0.02874769	30								
Total	0.8628245		31								
Distributional Tests											
Attribute	Test	Test Stat	Critical	P-Value	Decision( $\alpha$ :1%)						
Variances	Variance Ratio F	1.068	4.047	0.8295	Equal Variances						
Distribution	Shapiro-Wilk W Normality	0.8136	0.9081	<0.0001	Non-normal Distribution						
Proportion Survived Summary											
Sample Code	Count	Mean	95% LCL	95% UCL	Median	Min	Max	Std Err	CV%	%Effect	
15KR083SD	24	0.9042	0.8521	0.9562	0.9	0.6	1	0.02517	13.64%	0.0%	
15KR092SD	8	0.9	0.8001	0.9999	0.95	0.7	1	0.04226	13.28%	0.46%	
Angular (Corrected) Transformed Summary											
Sample Code	Count	Mean	95% LCL	95% UCL	Median	Min	Max	Std Err	CV%	%Effect	
15KR083SD	24	1.271	1.2	1.342	1.249	0.8861	1.412	0.03434	13.24%	0.0%	
15KR092SD	8	1.263	1.118	1.408	1.331	0.9912	1.412	0.06145	13.76%	0.64%	
Proportion Survived Detail											
Sample Code	Rep 1	Rep 2	Rep 3	Rep 4	Rep 5	Rep 6	Rep 7	Rep 8	Rep 9	Rep 10	
15KR083SD	1	0.9	1	1	1	0.8	0.8	1	0.6	0.6	
	0.7	1	0.9	0.9	0.9	0.9	1	1	0.9	1	
	0.9	0.9	1	1							
15KR092SD	1	1	1	0.8	0.9	0.8	0.7	1			
Angular (Corrected) Transformed Detail											
Sample Code	Rep 1	Rep 2	Rep 3	Rep 4	Rep 5	Rep 6	Rep 7	Rep 8	Rep 9	Rep 10	
15KR083SD	1.412	1.249	1.412	1.412	1.412	1.107	1.107	1.412	0.8861	0.8861	
15KR092SD	1.412	1.412	1.412	1.107	1.249	1.107	0.9912	1.412			

85 of 137

**CETIS Analytical Report**

Report Date: 14 Dec-15 07:41 (p 1 of 1)

Test Code: 874-1 15-8552-1299

12/22/2015

Hyalella 28-d Survival and Growth Sediment Test						Northwestern Aquatic Sciences					
Analysis ID: 03-5726-6762		Endpoint: Proportion Survived		CETIS Version: CETISv1.8.7							
Analyzed: 14 Dec-15 7:41		Analysis: Parametric-Two Sample		Official Results: Yes							
Batch ID: 10-5989-7118		Test Type: Survival-Growth		Analyst:							
Start Date: 25 Sep-15 10:30		Protocol: EPA/600/R-99/064 (2000)		Diluent: Dechlorinated Tap Water							
Ending Date: 23 Oct-15 11:00		Species: Hyalella azteca		Brine:							
Duration: 28d 1h		Source: Chesapeake Cultures, VA		Age:							
Sample Code	Sample ID	Sample Date	Receive Date	Sample Age	Client Name	Project					
15KR083SD	05-9987-8649	02 Sep-15 13:20	22 Sep-15 11:15	22d 21h							
15KR093SD	12-3637-7543	06 Sep-15 19:30	22 Sep-15 11:15	18d 15h							
Sample Code	Material Type	Sample Source	Station Location		Latitude	Longitude					
15KR083SD	Sediment	Kuskokwim River Sediment Char									
15KR093SD	Sediment	Kuskokwim River Sediment Char									
Data Transform	Zeta	Alt Hyp	Trials	Seed	PMSD	Test Result					
Angular (Corrected)	NA	C > T	NA	NA	9.82%						
Equal Variance t Two-Sample Test											
Sample Code vs	Sample Code	Test Stat	Critical	MSD	DF	P-Value	P-Type	Decision(α:5%)			
15KR083SD	15KR093SD	2.976	1.697	0.144	30	0.0029	CDF	Significant Effect			
ANOVA Table											
Source	Sum Squares	Mean Square	DF	F Stat	P-Value	Decision(α:5%)					
Between	0.3839963	0.3839963	1	8.859	0.0057	Significant Effect					
Error	1.30043	0.04334766	30								
Total	1.684426		31								
Distributional Tests											
Attribute	Test	Test Stat	Critical	P-Value	Decision(α:1%)						
Variances	Variance Ratio F	3.278	4.047	0.0289	Equal Variances						
Distribution	Shapiro-Wilk W Normality	0.9104	0.9081	0.0115	Normal Distribution						
Proportion Survived Summary											
Sample Code	Count	Mean	95% LCL	95% UCL	Median	MIn	Max	Std Err	CV%	%Effect	
15KR083SD	24	0.9042	0.8521	0.9562	0.9	0.6	1	0.02517	13.64%	0.0%	
15KR093SD	8	0.7	0.4811	0.9189	0.75	0.2	1	0.09258	37.41%	22.58%	
Angular (Corrected) Transformed Summary											
Sample Code	Count	Mean	95% LCL	95% UCL	Median	MIn	Max	Std Err	CV%	%Effect	
15KR083SD	24	1.271	1.2	1.342	1.249	0.8861	1.412	0.03434	13.24%	0.0%	
15KR093SD	8	1.018	0.7633	1.273	1.049	0.4636	1.412	0.1077	29.92%	19.91%	
Proportion Survived Detail											
Sample Code	Rep 1	Rep 2	Rep 3	Rep 4	Rep 5	Rep 6	Rep 7	Rep 8	Rep 9	Rep 10	
15KR083SD	1	0.9	1	1	1	0.8	0.8	1	0.6	0.6	
	0.7	1	0.9	0.9	0.9	0.9	1	1	0.9	1	
	0.9	0.9	1	1							
15KR093SD	0.9	0.7	1	0.9	0.5	0.6	0.8	0.2			
Angular (Corrected) Transformed Detail											
Sample Code	Rep 1	Rep 2	Rep 3	Rep 4	Rep 5	Rep 6	Rep 7	Rep 8	Rep 9	Rep 10	
15KR083SD	1.412	1.249	1.412	1.412	1.412	1.107	1.107	1.412	0.8861	0.8861	
15KR093SD	1.249	0.9912	1.412	1.249	0.7854	0.8861	1.107	0.4636			

Page 116 of 216

86 of 137

**CETIS Analytical Report**

Report Date: 30 Nov-15 14:55 (p 9 of 9)  
 Test Code: 874-1 15-8552-1299

12/22/2015

Hyalella 28-d Survival and Growth Sediment Test							Northwestern Aquatic Sciences				
Analysis ID:	06-1991-8329		Endpoint:	Proportion Survived			CETIS Version:	CETISv1.8.7			
Analyzed:	30 Nov-15 14:50		Analysis:	Nonparametric-Two Sample			Official Results:	Yes			
Batch ID:	10-5989-7118		Test Type:	Survival-Growth			Analyst:				
Start Date:	25 Sep-15 10:30		Protocol:	EPA/600/R-99/064 (2000)			Diluent:	Dechlorinated Tap Water			
Ending Date:	23 Oct-15 11:00		Species:	Hyalella azteca			Brine:				
Duration:	28d 1h		Source:	Chesapeake Cultures, VA			Age:				
Sample Code	Sample ID	Sample Date	Receive Date	Sample Age	Client Name	Project					
15KR083SD	05-9987-8649	02 Sep-15 13:20	22 Sep-15 11:15	22d 21h							
15KR099SD	20-3303-6234	05 Sep-15 10:50	22 Sep-15 11:15	20d							
Sample Code	Material Type	Sample Source	Station Location	Latitude	Longitude						
15KR083SD	Sediment	Kuskokwim River Sediment Char									
15KR099SD	Sediment	Kuskokwim River Sediment Char									
Data Transform	Zeta	Alt Hyp	Trials	Seed	PMSD	Test Result					
Angular (Corrected)	NA	C > T	5000	1562837	7.31%						
Wilcoxon Rank Sum Two-Sample Test											
Sample Code	vs	Sample Code	Test Stat	Critical	Ties	DF	P-Value	P-Type	Decision(α:5%)	P-Value	99% CL
15KR083SD		15KR099SD	125	NA	4	30	0.3734	M Carlo	Non-Significant Effect	0.3558	0.3910
ANOVA Table											
Source	Sum Squares	Mean Square	DF	F Stat	P-Value	Decision(α:5%)					
Between	0.0006916497	0.0006916497	1	0.02542	0.8744	Non-Significant Effect					
Error	0.8162615	0.02720872	30								
Total	0.8169532		31								
Distributional Tests											
Attribute	Test	Test Stat	Critical	P-Value	Decision(α:1%)						
Variances	Variance Ratio F	1.198	7.669	0.8601	Equal Variances						
Distribution	Shapiro-Wilk W Normality	0.818	0.9081	<0.0001	Non-normal Distribution						
Proportion Survived Summary											
Sample Code	Count	Mean	95% LCL	95% UCL	Median	Min	Max	Std Err	CV%	%Effect	
15KR083SD	24	0.9042	0.8521	0.9562	0.9	0.6	1	0.02517	13.64%	0.0%	
15KR099SD	8	0.9	0.8106	0.9894	0.9	0.7	1	0.0378	11.88%	0.46%	
Angular (Corrected) Transformed Summary											
Sample Code	Count	Mean	95% LCL	95% UCL	Median	Min	Max	Std Err	CV%	%Effect	
15KR083SD	24	1.271	1.2	1.342	1.249	0.8861	1.412	0.03434	13.24%	0.0%	
15KR099SD	8	1.26	1.132	1.389	1.249	0.9912	1.412	0.05433	12.2%	0.84%	
Proportion Survived Detail											
Sample Code	Rep 1	Rep 2	Rep 3	Rep 4	Rep 5	Rep 6	Rep 7	Rep 8	Rep 9	Rep 10	
15KR083SD	1	0.9	1	1	1	0.8	0.8	1	0.6	0.6	
	0.7	1	0.9	0.9	0.9	0.9	1	1	0.9	1	
	0.9	0.9	1	1							
15KR099SD	0.9	0.7	0.9	0.9	1	0.8	1	1			
Angular (Corrected) Transformed Detail											
Sample Code	Rep 1	Rep 2	Rep 3	Rep 4	Rep 5	Rep 6	Rep 7	Rep 8	Rep 9	Rep 10	
15KR083SD	1.412	1.249	1.412	1.412	1.412	1.107	1.107	1.412	0.8861	0.8861	
15KR099SD	1.249	0.9912	1.249	1.249	1.412	1.107	1.412	1.412			

Page 117 of 216

87 of 137

**Growth: Reference 15KR083SD vs. Test Sediments**



**CETIS Analytical Report**

Report Date: 29 Nov-15 11:59 (p 1 of 20)  
 Test Code: 874-1 | 15-8552-1299

12/22/2015

Hyalella 28-d Survival and Growth Sediment Test						Northwestern Aquatic Sciences				
Analysis ID:	18-9830-5681	Endpoint:	Mean Dry Weight-mg	CETIS Version:	CETISv1.8.7					
Analyzed:	29 Nov-15 11:56	Analysis:	Parametric-Two Sample	Official Results:	Yes					
Batch ID:	10-5989-7118	Test Type:	Survival-Growth	Analyst:						
Start Date:	25 Sep-15 10:30	Protocol:	EPA/600/R-99/064 (2000)	Diluent:	Dechlorinated Tap Water					
Ending Date:	23 Oct-15 11:00	Species:	Hyalella azteca	Brine:						
Duration:	28d 1h	Source:	Chesapeake Cultures, VA	Age:						
Sample Code	Sample ID	Sample Date	Receive Date	Sample Age	Client Name	Project				
15KR083SD	05-9987-8649	02 Sep-15 13:20	22 Sep-15 11:15	22d 21h						
15KR084SD	02-8109-3592	05 Sep-15 16:16	22 Sep-15 11:15	19d 18h						
Sample Code	Material Type	Sample Source	Station Location		Latitude	Longitude				
15KR083SD	Sediment	Kuskokwim River Sediment Char								
15KR084SD	Sediment	Kuskokwim River Sediment Char								
Data Transform	Zeta	Alt Hyp	Trials	Seed	PMSD	Test Result				
Untransformed	NA	C > T	NA	NA	11.9%					
Equal Variance t Two-Sample Test										
Sample Code	vs	Sample Code	Test Stat	Critical	MSD	DF	P-Value	P-Type	Decision(α:5%)	
15KR083SD		15KR084SD	0.892	1.697	0.030	30	0.1898	CDF	Non-Significant Effect	
ANOVA Table										
Source	Sum Squares	Mean Square	DF	F Stat	P-Value	Decision(α:5%)				
Between	0.00151182	0.00151182	1	0.7956	0.3795	Non-Significant Effect				
Error	0.0570074	0.001900247	30							
Total	0.05851922		31							
Distributional Tests										
Attribute	Test	Test Stat	Critical	P-Value	Decision(α:1%)					
Variances	Variance Ratio F	5.706	7.669	0.0242	Equal Variances					
Distribution	Shapiro-Wilk W Normality	0.9767	0.9081	0.7007	Normal Distribution					
Mean Dry Weight-mg Summary										
Sample Code	Count	Mean	95% LCL	95% UCL	Median	Min	Max	Std Err	CV%	%Effect
15KR083SD	24	0.2548	0.2343	0.2753	0.2604	0.1397	0.3499	0.009902	19.04%	0.0%
15KR084SD	8	0.2389	0.2219	0.2559	0.2398	0.1992	0.2651	0.00718	8.5%	6.23%
Mean Dry Weight-mg Detail										
Sample Code	Rep 1	Rep 2	Rep 3	Rep 4	Rep 5	Rep 6	Rep 7	Rep 8	Rep 9	Rep 10
15KR083SD	0.1931	0.2751	0.2575	0.2797	0.2136	0.2039	0.3255	0.295	0.2482	0.2673
	0.2633	0.2708	0.3499	0.2869	0.2403	0.1397	0.1728	0.2542	0.2782	0.2919
	0.2352	0.222	0.3162	0.2342						
15KR084SD	0.2489	0.2355	0.2441	0.2569	0.1992	0.2344	0.227	0.2651		

Page 119 of 216

88 of 137

**CETIS Analytical Report**

Report Date: 29 Nov-15 11:59 (p 2 of 20)  
 Test Code: 874-1 15-8552-1299

12/22/2015

Hyalella 28-d Survival and Growth Sediment Test						Northwestern Aquatic Sciences				
Analysis ID:	07-7666-6173	Endpoint:	Mean Dry Weight-mg	CETIS Version:	CETISv1.8.7					
Analyzed:	29 Nov-15 11:56	Analysis:	Parametric-Two Sample	Official Results:	Yes					
Batch ID:	10-5989-7118	Test Type:	Survival-Growth	Analyst:						
Start Date:	25 Sep-15 10:30	Protocol:	EPA/600/R-99/064 (2000)	Diluent:	Dechlorinated Tap Water					
Ending Date:	23 Oct-15 11:00	Species:	Hyalella azteca	Brine:						
Duration:	28d 1h	Source:	Chesapeake Cultures, VA	Age:						
Sample Code	Sample ID	Sample Date	Receive Date	Sample Age	Client Name	Project				
15KR083SD	05-9987-8649	02 Sep-15 13:20	22 Sep-15 11:15	22d 21h						
15KR085SD	19-8292-8550	02 Sep-15 17:00	22 Sep-15 11:15	22d 17h						
Sample Code	Material Type	Sample Source	Station Location		Latitude	Longitude				
15KR083SD	Sediment	Kuskokwim River Sediment Char								
15KR085SD	Sediment	Kuskokwim River Sediment Char								
Data Transform	Zeta	Alt Hyp	Trials	Seed	PMSD	Test Result				
Untransformed	NA	C > T	NA	NA	12.5%					
Equal Variance t Two-Sample Test										
Sample Code	vs	Sample Code	Test Stat	Critical	MSD	DF	P-Value	P-Type	Decision(α:5%)	
15KR083SD		15KR085SD	-1.196	1.697	0.032	30	0.8794	CDF	Non-Significant Effect	
ANOVA Table										
Source	Sum Squares	Mean Square	DF	F Stat	P-Value	Decision(α:5%)				
Between	0.003009403	0.003009403	1	1.429	0.2412	Non-Significant Effect				
Error	0.06316546	0.002105515	30							
Total	0.06617486		31							
Distributional Tests										
Attribute	Test	Test Stat	Critical	P-Value	Decision(α:1%)					
Variances	Variance Ratio F	1.821	7.669	0.4231	Equal Variances					
Distribution	Shapiro-Wilk W Normality	0.9888	0.9081	0.9791	Normal Distribution					
Mean Dry Weight-mg Summary										
Sample Code	Count	Mean	95% LCL	95% UCL	Median	Min	Max	Std Err	CV%	%Effect
15KR083SD	24	0.2548	0.2343	0.2753	0.2604	0.1397	0.3499	0.009902	19.04%	0.0%
15KR085SD	8	0.2772	0.2471	0.3072	0.2742	0.2317	0.3275	0.01271	12.97%	-8.79%
Mean Dry Weight-mg Detail										
Sample Code	Rep 1	Rep 2	Rep 3	Rep 4	Rep 5	Rep 6	Rep 7	Rep 8	Rep 9	Rep 10
15KR083SD	0.1931	0.2751	0.2575	0.2797	0.2136	0.2039	0.3255	0.295	0.2482	0.2673
	0.2633	0.2708	0.3499	0.2869	0.2403	0.1397	0.1728	0.2542	0.2782	0.2919
	0.2352	0.222	0.3162	0.2342						
15KR085SD	0.3081	0.3074	0.2551	0.2451	0.249	0.2934	0.3275	0.2317		

Page 120 of 216

89 of 137

**CETIS Analytical Report**

Report Date: 29 Nov-15 11:59 (p 3 of 20)  
 Test Code: 874-1 15-8552-1299

12/22/2015

Hyalella 28-d Survival and Growth Sediment Test							Northwestern Aquatic Sciences				
Analysis ID:	19-9457-6275	Endpoint:	Mean Dry Weight-mg	CETIS Version:	CETISv1.8.7						
Analyzed:	29 Nov-15 11:56	Analysis:	Parametric-Two Sample	Official Results:	Yes						
Batch ID:	10-5989-7118	Test Type:	Survival-Growth	Analyst:							
Start Date:	25 Sep-15 10:30	Protocol:	EPA/600/R-99/064 (2000)	Diluent:	Dechlorinated Tap Water						
Ending Date:	23 Oct-15 11:00	Species:	Hyalella azteca	Brine:							
Duration:	28d 1h	Source:	Chesapeake Cultures, VA	Age:							
Sample Code	Sample ID	Sample Date	Receive Date	Sample Age	Client Name	Project					
15KR083SD	05-9987-8649	02 Sep-15 13:20	22 Sep-15 11:15	22d 21h							
15KR087SD	11-4764-2282	02 Sep-15 18:25	22 Sep-15 11:15	22d 16h							
Sample Code	Material Type	Sample Source	Station Location		Latitude	Longitude					
15KR083SD	Sediment	Kuskokwim River Sediment Char									
15KR087SD	Sediment	Kuskokwim River Sediment Char									
Data Transform	Zeta	Alt Hyp	Trials	Seed	PMSD	Test Result					
Untransformed	NA	C > T	NA	NA	13.0%						
Equal Variance t Two-Sample Test											
Sample Code	vs	Sample Code	Test Stat	Critical	MSD	DF	P-Value	P-Type	Decision(α:5%)		
15KR083SD		15KR087SD	1.096	1.697	0.033	30	0.1408	CDF	Non-Significant Effect		
ANOVA Table											
Source	Sum Squares	Mean Square	DF	F Stat	P-Value	Decision(α:5%)					
Between	0.002766624	0.002766624	1	1.202	0.2816	Non-Significant Effect					
Error	0.06904127	0.002301376	30								
Total	0.07180789		31								
Distributional Tests											
Attribute	Test	Test Stat	Critical	P-Value	Decision(α:1%)						
Variances	Variance Ratio F	1.104	7.669	0.9619	Equal Variances						
Distribution	Shapiro-Wilk W Normality	0.9928	0.9081	0.9985	Normal Distribution						
Mean Dry Weight-mg Summary											
Sample Code	Count	Mean	95% LCL	95% UCL	Median	Min	Max	Std Err	CV%	%Effect	
15KR083SD	24	0.2548	0.2343	0.2753	0.2604	0.1397	0.3499	0.009902	19.04%	0.0%	
15KR087SD	8	0.2333	0.1947	0.2719	0.2195	0.1854	0.3196	0.01632	19.79%	8.43%	
Mean Dry Weight-mg Detail											
Sample Code	Rep 1	Rep 2	Rep 3	Rep 4	Rep 5	Rep 6	Rep 7	Rep 8	Rep 9	Rep 10	
15KR083SD	0.1931	0.2751	0.2575	0.2797	0.2136	0.2039	0.3255	0.295	0.2482	0.2673	
	0.2633	0.2708	0.3499	0.2869	0.2403	0.1397	0.1728	0.2542	0.2782	0.2919	
	0.2352	0.222	0.3162	0.2342							
15KR087SD	0.2043	0.2378	0.219	0.1963	0.1854	0.284	0.3196	0.2199			

Page 121 of 216

90 of 137

**CETIS Analytical Report**

Report Date: 29 Nov-15 11:59 (p 4 of 20)  
 Test Code: 874-1 15-8552-1299

12/22/2015

Hyalella 28-d Survival and Growth Sediment Test						Northwestern Aquatic Sciences				
Analysis ID:	02-8741-2404	Endpoint:	Mean Dry Weight-mg	CETIS Version:	CETISv1.8.7					
Analyzed:	29 Nov-15 11:56	Analysis:	Parametric-Two Sample	Official Results:	Yes					
Batch ID:	10-5989-7118	Test Type:	Survival-Growth	Analyst:						
Start Date:	25 Sep-15 10:30	Protocol:	EPA/600/R-99/064 (2000)	Diluent:	Dechlorinated Tap Water					
Ending Date:	23 Oct-15 11:00	Species:	Hyalella azteca	Brine:						
Duration:	28d 1h	Source:	Chesapeake Cultures, VA	Age:						
Sample Code	Sample ID	Sample Date	Receive Date	Sample Age	Client Name	Project				
15KR083SD	05-9987-8649	02 Sep-15 13:20	22 Sep-15 11:15	22d 21h						
15KR088SD	14-8995-5801	02 Sep-15 19:00	22 Sep-15 11:15	22d 16h						
Sample Code	Material Type	Sample Source	Station Location		Latitude	Longitude				
15KR083SD	Sediment	Kuskokwim River Sediment Char								
15KR088SD	Sediment	Kuskokwim River Sediment Char								
Data Transform	Zeta	Alt Hyp	Trials	Seed	PMSD	Test Result				
Untransformed	NA	C > T	NA	NA	12.2%					
Equal Variance t Two-Sample Test										
Sample Code	vs	Sample Code	Test Stat	Critical	MSD	DF	P-Value	P-Type	Decision(α:5%)	
15KR083SD		15KR088SD	-1.346	1.697	0.031	30	0.9059	CDF	Non-Significant Effect	
ANOVA Table										
Source	Sum Squares	Mean Square	DF	F Stat	P-Value	Decision(α:5%)				
Between	0.003641583	0.003641583	1	1.812	0.1883	Non-Significant Effect				
Error	0.06027618	0.002009206	30							
Total	0.06391776	31								
Distributional Tests										
Attribute	Test	Test Stat	Critical	P-Value	Decision(α:1%)					
Variances	Variance Ratio F	2.676	7.669	0.1835	Equal Variances					
Distribution	Shapiro-Wilk W Normality	0.9878	0.9081	0.9694	Normal Distribution					
Mean Dry Weight-mg Summary										
Sample Code	Count	Mean	95% LCL	95% UCL	Median	Min	Max	Std Err	CV%	%Effect
15KR083SD	24	0.2548	0.2343	0.2753	0.2604	0.1397	0.3499	0.009902	19.04%	0.0%
15KR088SD	8	0.2794	0.2546	0.3042	0.2772	0.2332	0.3259	0.01048	10.61%	-9.67%
Mean Dry Weight-mg Detail										
Sample Code	Rep 1	Rep 2	Rep 3	Rep 4	Rep 5	Rep 6	Rep 7	Rep 8	Rep 9	Rep 10
15KR083SD	0.1931	0.2751	0.2575	0.2797	0.2136	0.2039	0.3255	0.295	0.2482	0.2673
	0.2633	0.2708	0.3499	0.2869	0.2403	0.1397	0.1728	0.2542	0.2782	0.2919
	0.2352	0.222	0.3162	0.2342						
15KR088SD	0.3259	0.2711	0.2704	0.2513	0.2944	0.2332	0.2833	0.3056		

Page 122 of 216

91 of 137

**CETIS Analytical Report**

Report Date: 29 Nov-15 11:59 (p 5 of 20)  
 Test Code: 874-1 15-8552-1299

12/22/2015

Hyalella 28-d Survival and Growth Sediment Test						Northwestern Aquatic Sciences				
Analysis ID:	13-1870-2523	Endpoint:	Mean Dry Weight-mg	CETIS Version:	CETISv1.8.7					
Analyzed:	29 Nov-15 11:56	Analysis:	Parametric Two Sample	Official Results:	Yes					
Batch ID:	10-5989-7118	Test Type:	Survival-Growth	Analyst:						
Start Date:	25 Sep-15 10:30	Protocol:	EPA/600/R-99/064 (2000)	Diluent:	Dechlorinated Tap Water					
Ending Date:	23 Oct-15 11:00	Species:	Hyalella azteca	Brine:						
Duration:	28d 1h	Source:	Chesapeake Cultures, VA	Age:						
Sample Code	Sample ID	Sample Date	Receive Date	Sample Age	Client Name	Project				
15KR083SD	05-9987-8649	02 Sep-15 13:20	22 Sep-15 11:15	22d 21h						
15KR089SD	08-9083-1299	06 Sep-15 13:30	22 Sep-15 11:15	18d 21h						
Sample Code	Material Type	Sample Source	Station Location		Latitude	Longitude				
15KR083SD	Sediment	Kuskokwim River Sediment Char								
15KR089SD	Sediment	Kuskokwim River Sediment Char								
Data Transform	Zeta	Alt Hyp	Trials	Seed	PMSD	Test Result				
Untransformed	NA	C > T	NA	NA	12.2%					
Equal Variance t Two-Sample Test										
Sample Code	vs	Sample Code	Test Stat	Critical	MSD	DF	P-Value	P-Type	Decision(α:5%)	
15KR083SD		15KR089SD	1.547	1.697	0.031	30	0.0661	CDF	Non-Significant Effect	
ANOVA Table										
Source	Sum Squares	Mean Square	DF	F Stat	P-Value	Decision(α:5%)				
Between	0.004812896	0.004812896	1	2.395	0.1322	Non-Significant Effect				
Error	0.06029667	0.002009889	30							
Total	0.06510957		31							
Distributional Tests										
Attribute	Test	Test Stat	Critical	P-Value	Decision(α:1%)					
Variances	Varlance Ratio F	2.667	7.669	0.1849	Equal Variances					
Distribution	Shapiro-Wilk W Normality	0.9818	0.9081	0.8497	Normal Distribution					
Mean Dry Weight-mg Summary										
Sample Code	Count	Mean	95% LCL	95% UCL	Median	Min	Max	Std Err	CV%	%Effect
15KR083SD	24	0.2548	0.2343	0.2753	0.2604	0.1397	0.3499	0.009902	19.04%	0.0%
15KR089SD	8	0.2264	0.2016	0.2513	0.2353	0.181	0.2688	0.0105	13.12%	11.12%
Mean Dry Weight-mg Detail										
Sample Code	Rep 1	Rep 2	Rep 3	Rep 4	Rep 5	Rep 6	Rep 7	Rep 8	Rep 9	Rep 10
15KR083SD	0.1931	0.2751	0.2575	0.2797	0.2136	0.2039	0.3255	0.295	0.2482	0.2673
	0.2633	0.2708	0.3499	0.2869	0.2403	0.1397	0.1728	0.2542	0.2782	0.2919
	0.2352	0.222	0.3162	0.2342						
15KR089SD	0.2382	0.2688	0.2324	0.181	0.2455	0.2386	0.2207	0.1864		

Page 123 of 216

92 of 137

**CETIS Analytical Report**

Report Date: 29 Nov-15 11:59 (p 6 of 20)  
 Test Code: 874-1 15-8552-1299

12/22/2015

Hyalella 28-d Survival and Growth Sediment Test						Northwestern Aquatic Sciences				
Analysis ID:	12-3782-5773	Endpoint:	Mean Dry Weight-mg	CETIS Version:	CETISv1.8.7					
Analyzed:	29 Nov-15 11:56	Analysis:	Parametric-Two Sample	Official Results:	Yes					
Batch ID:	10-5989-7118	Test Type:	Survival-Growth	Analyst:						
Start Date:	25 Sep-15 10:30	Protocol:	EPA/600/R-99/064 (2000)	Diluent:	Dechlorinated Tap Water					
Ending Date:	23 Oct-15 11:00	Species:	Hyalella azteca	Brine:						
Duration:	28d 1h	Source:	Chesapeake Cultures, VA	Age:						
Sample Code	Sample ID	Sample Date	Receive Date	Sample Age	Client Name	Project				
15KR083SD	05-9987-8649	02 Sep-15 13:20	22 Sep-15 11:15	22d 21h						
15KR090SD	19-8991-2116	03 Sep-15 09:44	22 Sep-15 11:15	22d 1h						
Sample Code	Material Type	Sample Source	Station Location		Latitude	Longitude				
15KR083SD	Sediment	Kuskokwim River Sediment Char								
15KR090SD	Sediment	Kuskokwim River Sediment Char								
Data Transform	Zeta	Alt Hyp	Trials	Seed	PMSD	Test Result				
Untransformed	NA	C > T	NA	NA	12.9%					
Equal Variance t Two-Sample Test										
Sample Code	vs	Sample Code	Test Stat	Critical	MSD	DF	P-Value	P-Type	Decision(α:5%)	
15KR083SD		15KR090SD	1.66	1.697	0.033	30	0.0537	CDF	Non-Significant Effect	
ANOVA Table										
Source	Sum Squares	Mean Square	DF	F Stat	P-Value	Decision(α:5%)				
Between	0.00619571	0.00619571	1	2.755	0.1074	Non-Significant Effect				
Error	0.06746829	0.002248943	30							
Total	0.07366399		31							
Distributional Tests										
Attribute	Test	Test Stat	Critical	P-Value	Decision(α:1%)					
Variances	Variance Ratio F	1.234	7.669	0.8245	Equal Variances					
Distribution	Shapiro-Wilk W Normality	0.9869	0.9081	0.9571	Normal Distribution					
Mean Dry Weight-mg Summary										
Sample Code	Count	Mean	95% LCL	95% UCL	Median	Min	Max	Std Err	CV%	%Effect
15KR083SD	24	0.2548	0.2343	0.2753	0.2604	0.1397	0.3499	0.009902	19.04%	0.0%
15KR090SD	8	0.2226	0.1861	0.2591	0.2222	0.173	0.3084	0.01544	19.61%	12.61%
Mean Dry Weight-mg Detail										
Sample Code	Rep 1	Rep 2	Rep 3	Rep 4	Rep 5	Rep 6	Rep 7	Rep 8	Rep 9	Rep 10
15KR083SD	0.1931	0.2751	0.2575	0.2797	0.2136	0.2039	0.3255	0.295	0.2482	0.2673
	0.2633	0.2708	0.3499	0.2869	0.2403	0.1397	0.1728	0.2542	0.2782	0.2919
	0.2352	0.222	0.3162	0.2342						
15KR090SD	0.1732	0.3084	0.2062	0.2249	0.251	0.2237	0.173	0.2207		

Page 124 of 216

93 of 137

**CETIS Analytical Report**

Report Date: 29 Nov-15 11:59 (p 7 of 20)  
 Test Code: 874-1 15-8552-1299

12/22/2015

Hyalella 28-d Survival and Growth Sediment Test						Northwestern Aquatic Sciences				
Analysis ID:	03-5819-8158	Endpoint:	Mean Dry Weight-mg	CETIS Version:	CETISv1.8.7					
Analyzed:	29 Nov-15 11:56	Analysis:	Parametric-Two Sample	Official Results:	Yes					
Batch ID:	10-5989-7118	Test Type:	Survival-Growth	Analyst:						
Start Date:	25 Sep-15 10:30	Protocol:	EPA/600/R-99/064 (2000)	Diluent:	Dechlorinated Tap Water					
Ending Date:	23 Oct-15 11:00	Species:	Hyalella azteca	Brine:						
Duration:	28d 1h	Source:	Chesapeake Cultures, VA	Age:						
Sample Code	Sample ID	Sample Date	Receive Date	Sample Age	Client Name	Project				
15KR083SD	05-9987-8649	02 Sep-15 13:20	22 Sep-15 11:15	22d 21h						
15KR091SD	05-2188-6902	06 Sep-15 17:30	22 Sep-15 11:15	18d 17h						
Sample Code	Material Type	Sample Source	Station Location		Latitude	Longitude				
15KR083SD	Sediment	Kuskokwim River Sediment Char								
15KR091SD	Sediment	Kuskokwim River Sediment Char								
Data Transform	Zeta	Alt Hyp	Trials	Seed	PMSD	Test Result				
Untransformed	NA	C > T	NA	NA	12.8%					
Equal Variance t Two-Sample Test										
Sample Code	vs	Sample Code	Test Stat	Critical	MSD	DF	P-Value	P-Type	Decision(α:5%)	
15KR083SD		15KR091SD	0.6299	1.697	0.033	30	0.2668	CDF	Non-Significant Effect	
ANOVA Table										
Source	Sum Squares	Mean Square	DF	F Stat	P-Value	Decision(α:5%)				
Between	0.0008737755	0.0008737755	1	0.3967	0.5336	Non-Significant Effect				
Error	0.06607594	0.002202532	30							
Total	0.06694972		31							
Distributional Tests										
Attribute	Test	Test Stat	Critical	P-Value	Decision(α:1%)					
Variances	Variance Ratio F	1.378	7.669	0.6963	Equal Variances					
Distribution	Shapiro-Wilk W Normality	0.9899	0.9081	0.9884	Normal Distribution					
Mean Dry Weight-mg Summary										
Sample Code	Count	Mean	95% LCL	95% UCL	Median	Min	Max	Std Err	CV%	%Effect
15KR083SD	24	0.2548	0.2343	0.2753	0.2604	0.1397	0.3499	0.009902	19.04%	0.0%
15KR091SD	8	0.2427	0.2082	0.2773	0.2358	0.1895	0.314	0.01461	17.03%	4.74%
Mean Dry Weight-mg Detail										
Sample Code	Rep 1	Rep 2	Rep 3	Rep 4	Rep 5	Rep 6	Rep 7	Rep 8	Rep 9	Rep 10
15KR083SD	0.1931	0.2751	0.2575	0.2797	0.2136	0.2039	0.3255	0.295	0.2482	0.2673
	0.2633	0.2708	0.3499	0.2869	0.2403	0.1397	0.1728	0.2542	0.2782	0.2919
	0.2352	0.222	0.3162	0.2342						
15KR091SD	0.314	0.1895	0.229	0.278	0.2009	0.2645	0.2232	0.2426		

Page 125 of 216

94 of 137

**CETIS Analytical Report**

Report Date: 29 Nov-15 11:59 (p 8 of 20)  
 Test Code: 874-1 15-8552-1299

12/22/2015

Hyalella 28-d Survival and Growth Sediment Test						Northwestern Aquatic Sciences				
Analysis ID:	15-8390-1031	Endpoint:	Mean Dry Weight-mg	CETIS Version:	CETISv1.8.7					
Analyzed:	29 Nov-15 11:56	Analysis:	Parametric-Two Sample	Official Results:	Yes					
Batch ID:	10-5989-7118	Test Type:	Survival-Growth	Analyst:						
Start Date:	25 Sep-15 10:30	Protocol:	EPA/600/R-99/064 (2000)	Diluent:	Dechlorinated Tap Water					
Ending Date:	23 Oct-15 11:00	Species:	Hyalella azteca	Brine:						
Duration:	28d 1h	Source:	Chesapeake Cultures, VA	Age:						
Sample Code	Sample ID	Sample Date	Receive Date	Sample Age	Client Name	Project				
15KR083SD	05-9987-8649	02 Sep-15 13:20	22 Sep-15 11:15	22d 21h						
15KR092SD	11-6812-3165	03 Sep-15 11:40	22 Sep-15 11:15	21d 23h						
Sample Code	Material Type	Sample Source	Station Location		Latitude	Longitude				
15KR083SD	Sediment	Kuskokwim River Sediment Char								
15KR092SD	Sediment	Kuskokwim River Sediment Char								
Data Transform	Zeta	Alt Hyp	Trials	Seed	PMSD	Test Result				
Untransformed	NA	C > T	NA	NA	12.0%					
Equal Variance t Two-Sample Test										
Sample Code	vs	Sample Code	Test Stat	Critical	MSD	DF	P-Value	P-Type	Decision(α:5%)	
15KR083SD		15KR092SD	1.528	1.697	0.031	30	0.0686	CDF	Non-Significant Effect	
ANOVA Table										
Source	Sum Squares	Mean Square	DF	F Stat	P-Value	Decision(α:5%)				
Between	0.004521895	0.004521895	1	2.333	0.1371	Non-Significant Effect				
Error	0.05814014	0.001938005	30							
Total	0.06266204		31							
Distributional Tests										
Attribute	Test	Test Stat	Critical	P-Value	Decision(α:1%)					
Variances	Variance Ratio F	4.098	7.669	0.0618	Equal Variances					
Distribution	Shapiro-Wilk W Normality	0.9776	0.9081	0.7276	Normal Distribution					
Mean Dry Weight-mg Summary										
Sample Code	Count	Mean	95% LCL	95% UCL	Median	Min	Max	Std Err	CV%	%Effect
15KR083SD	24	0.2548	0.2343	0.2753	0.2604	0.1397	0.3499	0.009902	19.04%	0.0%
15KR092SD	8	0.2273	0.2073	0.2474	0.2305	0.1791	0.2613	0.008472	10.54%	10.78%
Mean Dry Weight-mg Detail										
Sample Code	Rep 1	Rep 2	Rep 3	Rep 4	Rep 5	Rep 6	Rep 7	Rep 8	Rep 9	Rep 10
15KR083SD	0.1931	0.2751	0.2575	0.2797	0.2136	0.2039	0.3255	0.295	0.2482	0.2673
	0.2633	0.2708	0.3499	0.2869	0.2403	0.1397	0.1728	0.2542	0.2782	0.2919
	0.2352	0.222	0.3162	0.2342						
15KR092SD	0.2369	0.2422	0.2289	0.2321	0.1791	0.2613	0.2249	0.2132		

Page 126 of 216

95 of 137



**CETIS Analytical Report**

Report Date: 29 Nov-15 11:59 (p 9 of 20)  
 Test Code: 874-1 15-8552-1299

12/22/2015

Hyalella 28-d Survival and Growth Sediment Test						Northwestern Aquatic Sciences				
Analysis ID:	06-8889-6750	Endpoint:	Mean Dry Weight-mg	CETIS Version:	CETISv1.8.7					
Analyzed:	29 Nov-15 11:56	Analysis:	Parametric-Two Sample	Official Results:	Yes					
Batch ID:	10-5989-7118	Test Type:	Survival-Growth	Analyst:						
Start Date:	25 Sep-15 10:30	Protocol:	EPA/600/R-99/064 (2000)	Diluent:	Dechlorinated Tap Water					
Ending Date:	23 Oct-15 11:00	Species:	Hyalella azteca	Brine:						
Duration:	28d 1h	Source:	Chesapeake Cultures, VA	Age:						
Sample Code	Sample ID	Sample Date	Receive Date	Sample Age	Client Name	Project				
15KR083SD	05-9987-8649	02 Sep-15 13:20	22 Sep-15 11:15	22d 21h						
15KR093SD	12-3637-7543	06 Sep-15 19:30	22 Sep-15 11:15	18d 15h						
Sample Code	Material Type	Sample Source	Station Location		Latitude	Longitude				
15KR083SD	Sediment	Kuskokwim River Sediment Char								
15KR093SD	Sediment	Kuskokwim River Sediment Char								
Data Transform	Zeta	Alt Hyp	Trials	Seed	PMSD	Test Result				
Untransformed	NA	C > T	NA	NA	12.1%					
Equal Variance t Two-Sample Test										
Sample Code	vs	Sample Code	Test Stat	Critical	MSD	DF	P-Value	P-Type	Decision(α:5%)	
15KR083SD		15KR093SD	2.978	1.697	0.031	30	0.0028	CDF	Significant Effect	
ANOVA Table										
Source	Sum Squares	Mean Square	DF	F Stat	P-Value	Decision(α:5%)				
Between	0.01741347	0.01741347	1	8.867	0.0057	Significant Effect				
Error	0.05891238	0.001963746	30							
Total	0.07632585		31							
Distributional Tests										
Attribute	Test	Test Stat	Critical	P-Value	Decision(α:1%)					
Variances	Variance Ratio F	3.437	7.669	0.0985	Equal Variances					
Distribution	Shapiro-Wilk W Normality	0.9816	0.9081	0.8446	Normal Distribution					
Mean Dry Weight-mg Summary										
Sample Code	Count	Mean	95% LCL	95% UCL	Median	Min	Max	Std Err	CV%	%Effect
15KR083SD	24	0.2548	0.2343	0.2753	0.2604	0.1397	0.3499	0.009902	19.04%	0.0%
15KR093SD	8	0.2009	0.179	0.2228	0.2035	0.1526	0.2412	0.00925	13.02%	21.15%
Mean Dry Weight-mg Detail										
Sample Code	Rep 1	Rep 2	Rep 3	Rep 4	Rep 5	Rep 6	Rep 7	Rep 8	Rep 9	Rep 10
15KR083SD	0.1931	0.2751	0.2575	0.2797	0.2136	0.2039	0.3255	0.295	0.2482	0.2673
	0.2633	0.2708	0.3499	0.2869	0.2403	0.1397	0.1728	0.2542	0.2782	0.2919
	0.2352	0.222	0.3162	0.2342						
15KR093SD	0.1928	0.2061	0.1838	0.1526	0.2412	0.2098	0.2009	0.22		

Page 127 of 216

96 of 137

**CETIS Analytical Report**

Report Date: 29 Nov-15 11:59 (p 10 of 20)  
 Test Code: 874-1 15-8552-1299

12/22/2015

Hyaella 28-d Survival and Growth Sediment Test						Northwestern Aquatic Sciences				
Analysis ID:	04-7505-0196	Endpoint:	Mean Dry Weight-mg	CETIS Version:	CETISv1.8.7					
Analyzed:	29 Nov-15 11:56	Analysis:	Parametric-Two Sample	Official Results:	Yes					
Batch ID:	10-5989-7118	Test Type:	Survival-Growth	Analyst:						
Start Date:	25 Sep-15 10:30	Protocol:	EPA/600/R-99/064 (2000)	Diluent:	Dechlorinated Tap Water					
Ending Date:	23 Oct-15 11:00	Species:	Hyaella azteca	Brine:						
Duration:	28d 1h	Source:	Chesapeake Cultures, VA	Age:						
Sample Code	Sample ID	Sample Date	Receive Date	Sample Age	Client Name	Project				
15KR083SD	05-9987-8649	02 Sep-15 13:20	22 Sep-15 11:15	22d 21h						
15KR099SD	20-3303-6234	05 Sep-15 10:50	22 Sep-15 11:15	20d						
Sample Code	Material Type	Sample Source	Station Location		Latitude	Longitude				
15KR083SD	Sediment	Kuskokwim River Sediment Char								
15KR099SD	Sediment	Kuskokwim River Sediment Char								
Data Transform	Zeta	Alt Hyp	Trials	Seed	PMSD	Test Result				
Untransformed	NA	C > T	NA	NA	12.6%					
Equal Variance t Two-Sample Test										
Sample Code	vs	Sample Code	Test Stat	Critical	MSD	DF	P-Value	P-Type	Decision(α:5%)	
15KR083SD		15KR099SD	-1.088	1.697	0.032	30	0.8573	CDF	Non-Significant Effect	
ANOVA Table										
Source	Sum Squares	Mean Square	DF	F Stat	P-Value	Decision(α:5%)				
Between	0.002550191	0.002550191	1	1.183	0.2855	Non-Significant Effect				
Error	0.06468797	0.002156266	30							
Total	0.06723816		31							
Distributional Tests										
Attribute	Test	Test Stat	Critical	P-Value	Decision(α:1%)					
Variances	Variance Ratio F	1.559	7.669	0.5654	Equal Variances					
Distribution	Shapiro-Wilk W Normality	0.988	0.9081	0.9717	Normal Distribution					
Mean Dry Weight-mg Summary										
Sample Code	Count	Mean	95% LCL	95% UCL	Median	Min	Max	Std Err	CV%	%Effect
15KR083SD	24	0.2548	0.2343	0.2753	0.2604	0.1397	0.3499	0.009902	19.04%	0.0%
15KR099SD	8	0.2754	0.2429	0.3079	0.2688	0.2352	0.356	0.01374	14.11%	-8.09%
Mean Dry Weight-mg Detail										
Sample Code	Rep 1	Rep 2	Rep 3	Rep 4	Rep 5	Rep 6	Rep 7	Rep 8	Rep 9	Rep 10
15KR083SD	0.1931	0.2751	0.2575	0.2797	0.2136	0.2039	0.3255	0.295	0.2482	0.2673
	0.2633	0.2708	0.3499	0.2869	0.2403	0.1397	0.1728	0.2542	0.2782	0.2919
	0.2352	0.222	0.3162	0.2342						
15KR099SD	0.2834	0.356	0.2367	0.2633	0.2352	0.2743	0.2579	0.2963		

Page 128 of 216

97 of 137

**CETIS Data Entry**

data entry verified  
against laboratory bench  
Sheet 12/16-15 JTR

CETIS Test Data Worksheet

Report Date: 25 Nov-15 12:23 (p 1 of 3)  
Test Code: 15-8552-1298/874-1

12/22/2015

Hyaella 28-d Survival and Growth Sediment Test						Northwestern Aquatic Sciences			
Start Date:	25 Sep-15 10:30	Species:	Hyaella azteca	Sample Code:	Control 874-1				
End Date:	23 Oct-15 11:00	Protocol:	EPA/600/R-99/064 (2000)	Sample Source:	Kuskokwim River Sediment Charact				
Sample Date:	21 Sep-15 06:30	Material:	Sediment	Sample Station:					

Group	Rep	Pos	# Exposed	# Survived	Total Weight-mg	Tare Weight-mg	Pan Count	Mean Length-mm	InitialWgt
Control 874-1	1	26	10	10	32.826	30.895	10		0.069
Control 874-1	2	80	10	9	34.18	31.704	9		0.069
Control 874-1	3	30	10	10	32.576	30.001	10		0.069
Control 874-1	4	17	10	10	32.093	29.296	10		0.069
Control 874-1	5	65	10	10	31.39	29.254	10		0.069
Control 874-1	6	43	10	8	32.022	30.391	8		0.069
Control 874-1	7	46	10	8	32.159	29.555	8		0.069
Control 874-1	8	104	10	10	34.352	31.402	10		0.069
15KR082SD	1	59	10	6	31.579	30.09	6		0.069
15KR082SD	2	35	10	8	32.036	30.432	6		0.069
15KR082SD	3	100	10	7	33.77	31.927	7		0.069
15KR082SD	4	93	10	10	35.049	32.341	10		0.069
15KR082SD	5	67	10	9	33.361	30.212	9		0.069
15KR082SD	6	61	10	9	35.644	33.062	9		0.069
15KR082SD	7	45	10	9	33.446	31.283	9		0.069
15KR082SD	8	37	10	9	33.078	31.821	9		0.069
15KR083SD	1	27	10	10	32.612	30.884	10		0.069
15KR083SD	2	83	10	10	32.344	29.802	10		0.069
15KR083SD	3	33	10	9	32.398	29.894	9		0.069
15KR083SD	4	75	10	10	32.036	29.117	10		0.069
15KR083SD	5	9	10	9	31.857	29.74	9		0.069
15KR083SD	6	14	10	9	33.815	31.817	9		0.069
15KR083SD	7	60	10	10	32.819	29.857	10		0.069
15KR083SD	8	89	10	10	33.35	31.008	10		0.069
15KR084SD	1	47	10	9	32.01	29.77	9		0.069
15KR084SD	2	15	10	10	31.244	28.889	10		0.069
15KR084SD	3	7	10	7	31.995	30.286	7		0.069
15KR084SD	4	1	10	10	33.526	30.957	10		0.069
15KR084SD	5	98	10	10	34.74	32.748	10		0.069
15KR084SD	6	13	10	9	32.884	30.774	9		0.069
15KR084SD	7	19	10	9	30.55	28.507	9		0.069
15KR084SD	8	29	10	10	33.819	31.168	10		0.069
15KR085SD	1	36	10	10	34.49	31.409	10		0.069
15KR085SD	2	102	10	9	34.12	31.353	9		0.069
15KR085SD	3	6	10	10	32.718	30.167	10		0.069
15KR085SD	4	56	10	9	31.871	29.665	9		0.069
15KR085SD	5	31	10	10	33.274	30.784	10		0.069
15KR085SD	6	88	10	8	31.805	29.458	8		0.069
15KR085SD	7	82	10	8	32.36	29.74	8		0.069
15KR085SD	8	32	10	10	32.3	29.983	10		0.069
15KR087SD	1	97	10	9	30.292	28.453	9		0.069
15KR087SD	2	84	10	10	32.639	30.261	10		0.069
15KR087SD	3	70	10	8	30.944	29.192	8		0.069
15KR087SD	4	54	10	10	30.702	28.739	10		0.069
15KR087SD	5	74	10	9	32.181	30.512	9		0.069
15KR087SD	6	2	10	6	31.606	29.902	6		0.069
15KR087SD	7	94	10	10	35.769	32.573	10		0.069

Page 130 of 216

**CETIS Test Data Worksheet**

Report Date: 16 Dec-15 10:57 (p 2 of 3)  
 Test Code: 15-8552-1299/874-1

Sample Code	Rep	Pos	# Exposed	# Survived	Total Weight-mg	Tare Weight-mg	Pan Count	Mean Length-mm	InitialWgt
15KR087SD	8	55	10	10	31.764	29.565	10		0.069
15KR088SD	1	21	10	7	32.57	30.289	7		0.089
15KR088SD	2	20	10	9	32.872	30.432	9		0.069
15KR088SD	3	53	10	10	32.724	30.02	10		0.069
15KR088SD	4	48	10	9	33.433	31.171	9		0.069
15KR088SD	5	57	10	7	34.413	32.352	7		0.069
15KR088SD	6	23	10	9	33.955	31.856	9		0.069
15KR088SD	7	68	10	10	34.32	31.487	10		0.069
15KR088SD	8	50	10	10	33.804	30.748	10		0.069
15KR089SD	1	62	10	9	32.011	29.867	9		0.069
15KR089SD	2	96	10	4	33.598	32.523	4		0.069
15KR089SD	3	3	10	7	32.4	30.773	7		0.069
15KR089SD	4	91	10	6	31.173	30.087	6		0.069
15KR089SD	5	22	10	4	31.579	30.597	4		0.069
15KR089SD	6	103	10	7	31.978	30.308	7		0.069
15KR089SD	7	38	10	7	33.26	31.715	7		0.069
15KR089SD	8	63	10	5	30.234	29.302	5		0.069
15KR090SD	1	64	10	10	30.65	28.918	10		0.069
15KR090SD	2	18	10	10	35.525	32.441	10		0.069
15KR090SD	3	72	10	10	31.952	29.89	10		0.069
15KR090SD	4	92	10	9	32.574	30.55	9		0.069
15KR090SD	5	85	10	5	32.441	31.186	5		0.069
15KR090SD	6	90	10	10	33.032	30.795	10		0.069
15KR090SD	7	41	10	10	33.962	32.232	10		0.069
15KR090SD	8	77	10	10	34.426	32.219	10		0.069
15KR091SD	1	81	10	4	32.463	31.207	4		0.069
15KR091SD	2	71	10	8	33.006	31.49	8		0.069
15KR091SD	3	40	10	7	30.968	29.365	7		0.069
15KR091SD	4	58	10	6	35.814	34.146	6		0.069
15KR091SD	5	42	10	7	35.086	33.68	7		0.069
15KR091SD	6	34	10	6	30.97	29.383	6		0.069
15KR091SD	7	44	10	6	31.944	30.855	6		0.069
15KR091SD	8	8	10	5	34.934	33.721	5		0.069
15KR092SD	1	95	10	10	31.08	28.711	10		0.069
15KR092SD	2	78	10	10	32.862	30.44	10		0.069
15KR092SD	3	66	10	10	34.464	32.175	10		0.069
15KR092SD	4	12	10	8	34.064	32.207	8		0.069
15KR092SD	5	87	10	9	32.041	30.429	9		0.069
15KR092SD	6	78	10	8	30.875	28.785	8		0.069
15KR092SD	7	73	10	7	31.971	30.397	7		0.069
15KR092SD	8	11	10	10	33.075	30.943	10		0.069
15KR093SD	1	99	10	9	30.492	28.757	9		0.069
15KR093SD	2	49	10	7	33.992	32.549	7		0.069
15KR093SD	3	5	10	10	32.606	30.768	10		0.069
15KR093SD	4	51	10	9	31.615	30.242	9		0.069
15KR093SD	5	28	10	5	33.917	32.711	5		0.069
15KR093SD	6	24	10	6	32.392	31.133	6		0.069
15KR093SD	7	101	10	8	32.197	30.59	8		0.069
15KR093SD	8	16	10	2	31.246	30.806	2		0.069
15KR099SD	1	25	10	9	31.436	29.885	9		0.069
15KR099SD	2	79	10	7	33.706	31.214	7		0.069
15KR099SD	3	69	10	9	31.517	29.387	9		0.069

12/22/2015

Page 131 of 216

CETIS Test Data Worksheet

Report Date: 25 Nov-15 12:23 (p 3 of 3)  
Test Code: 15-8552-1299/874-1

Group	Rep	Pos	# Exposed	# Survived	Total Weight-mg	Tare Weight-mg	Pan Count	Mean Length-mm	InitialWgt
15KR099SD	4	52	10	9	32.525	30.155	9		0.069
15KR099SD	5	39	10	10	33.091	30.739	10		0.069
15KR099SD	6	4	10	8	32.882	30.688	8		0.069
15KR099SD	7	10	10	10	33.235	30.656	10		0.069
15KR099SD	8	86	10	10	35.653	32.69	10		0.069

12/22/2015

Page 132 of 216

**Survival: Combined References vs. Test Sediments**

**CETIS Analytical Report**

Report Date: 10 Dec-15 11:43 (p 11 of 20)  
 Test Code: 874-1B 10-4925-1185

12/22/2015

Hyalella 28-d Survival and Growth Sediment Test						Northwestern Aquatic Sciences					
Analysis ID:	15-1267-7590	Endpoint:	Proportion Survived			CETIS Version:	CETISv1.8.7				
Analyzed:	10 Dec-15 11:40	Analysis:	Nonparametric-Two Sample			Official Results:	Yes				
Batch ID:	06-5161-8051	Test Type:	Survival-Growth			Analyst:					
Start Date:	26 Sep-15 10:30	Protocol:	EPA/600/R-99/064 (2000)			Diluent:	Dechlorinated Tap Water				
Ending Date:	23 Oct-15 11:00	Species:	Hyalella azteca			Brine:					
Duration:	27d 1h	Source:	Chesapeake Cultures, VA			Age:					
Sample Code	Sample Notes										
Combined Ref	Data from both reference sediments, 15KR082SD and 15KR083SD, were combined into one reference "Combined Ref".										
Sample Code	Sample ID	Sample Date	Receive Date	Sample Age	Client Name	Project					
Combined Ref	04-6258-6262	02 Sep-15	22 Sep-15 11:15	24d 10h							
15KR084SD	10-3893-7565	05 Sep-15 16:16	22 Sep-15 11:15	20d 18h							
Sample Code	Material Type	Sample Source	Station Location			Latitude	Longitude				
Combined Ref	Sediment	Kuskokwim River Sediment Char									
15KR084SD	Sediment	Kuskokwim River Sediment Char									
Data Transform	Zeta	Alt Hyp	Trials	Seed	PMSD	Test Result					
Angular (Corrected)	NA	C > T	NA	NA	8.57%						
Wilcoxon Rank Sum Two-Sample Test											
Sample Code	vs	Sample Code	Test Stat	Critical	Ties	DF	P-Value	P-Type	Decision(α:5%)		
Combined Ref		15KR084SD	110	NA	3	22	0.7779	Exact	Non-Significant Effect		
ANOVA Table											
Source	Sum Squares	Mean Square	DF	F Stat	P-Value	Decision(α:5%)					
Between	0.01313371	0.01313371	1	0.4496	0.5095	Non-Significant Effect					
Error	0.6426935	0.02921334	22								
Total	0.6558272		23								
Distributional Tests											
Attribute	Test	Test Stat	Critical	P-Value	Decision(α:1%)						
Variances	Variance Ratio F	1.489	7.968	0.6131	Equal Variances						
Distribution	Shapiro-Wilk W Normality	0.8225	0.884	0.0007	Non-normal Distribution						
Proportion Survived Summary											
Group	Count	Mean	95% LCL	95% UCL	Median	Min	Max	Std Err	CV%	%Effect	
Combined Ref	16	0.8875	0.815	0.96	0.9	0.6	1	0.034	15.33%	0.0%	
15KR084SD	8	0.925	0.8385	1	0.95	0.7	1	0.0366	11.19%	-4.23%	
Angular (Corrected) Transformed Summary											
Group	Count	Mean	95% LCL	95% UCL	Median	Min	Max	Std Err	CV%	%Effect	
Combined Ref	16	1.249	1.152	1.345	1.249	0.8861	1.412	0.04515	14.46%	0.0%	
15KR084SD	8	1.298	1.175	1.422	1.331	0.9912	1.412	0.05233	11.4%	-3.97%	
Proportion Survived Detail											
Group	Rep 1	Rep 2	Rep 3	Rep 4	Rep 5	Rep 6	Rep 7	Rep 8	Rep 9	Rep 10	
Combined Ref	0.6	0.6	0.7	1	0.9	0.9	0.9	0.9	1	1	
15KR084SD	0.9	1	0.9	0.9	1	1	0.9	0.9	1		
Angular (Corrected) Transformed Detail											
Group	Rep 1	Rep 2	Rep 3	Rep 4	Rep 5	Rep 6	Rep 7	Rep 8	Rep 9	Rep 10	
Combined Ref	0.8861	0.8861	0.9912	1.412	1.249	1.249	1.249	1.249	1.412	1.412	
15KR084SD	1.249	1.412	0.9912	1.412	1.412	1.249	1.249	1.412			

Page 134 of 216



**CETIS Analytical Report**

Report Date: 10 Dec-15 11:43 (p 12 of 20)  
 Test Code: 874-1B 10-4925-1185

12/22/2015

Hyalella 28-d Survival and Growth Sediment Test							Northwestern Aquatic Sciences				
Analysis ID:	13-2606-5748	Endpoint:	Proportion Survived			CETIS Version:	CETISv1.8.7				
Analyzed:	10 Dec-15 11:40	Analysis:	Nonparametric-Two Sample			Official Results:	Yes				
Batch ID:	06-5161-8051	Test Type:	Survival-Growth			Analyst:					
Start Date:	26 Sep-15 10:30	Protocol:	EPA/600/R-99/064 (2000)			Diluent:	Dechlorinated Tap Water				
Ending Date:	23 Oct-15 11:00	Species:	Hyalella azteca			Brine:					
Duration:	27d 1h	Source:	Chesapeake Cultures, VA			Age:					
Sample Code	Sample Notes										
Combined Ref	Data from both reference sediments, 15KR082SD and 15KR083SD, were combined into one reference "Combined Ref".										
Sample Code	Sample ID	Sample Date	Receive Date	Sample Age	Client Name	Project					
Combined Ref	04-6258-6262	02 Sep-15	22 Sep-15 11:15	24d 10h							
15KR085SD	19-8292-8550	02 Sep-15 17:00	22 Sep-15 11:15	23d 17h							
Sample Code	Material Type	Sample Source	Station Location		Latitude	Longitude					
Combined Ref	Sediment	Kuskokwim River Sediment Char									
15KR085SD	Sediment	Kuskokwim River Sediment Char									
Data Transform	Zeta	Alt Hyp	Trials	Seed	PMSD	Test Result					
Angular (Corrected)	NA	C > T	NA	NA	8.36%						
Wilcoxon Rank Sum Two-Sample Test											
Sample Code	vs	Sample Code	Test Stat	Critical	Ties	DF	P-Value	P-Type	Decision(α:5%)		
Combined Ref		15KR085SD	107	NA	2	22	0.7047	Exact	Non-Significant Effect		
ANOVA Table											
Source	Sum Squares	Mean Square	DF	F Stat	P-Value	Decision(α:5%)					
Between	0.01147562	0.01147562	1	0.4079	0.5296	Non-Significant Effect					
Error	0.6189239	0.0281329	22								
Total	0.6303995		23								
Distributional Tests											
Attribute	Test	Test Stat	Critical	P-Value	Decision(α:1%)						
Variances	Variance Ratio F	1.762	7.968	0.4575	Equal Variances						
Distribution	Shapiro-Wilk W Normality	0.8487	0.884	0.0021	Non-normal Distribution						
Proportion Survived Summary											
Group	Count	Mean	95% LCL	95% UCL	Median	Min	Max	Std Err	CV%	%Effect	
Combined Ref	16	0.8875	0.815	0.96	0.9	0.6	1	0.034	15.33%	0.0%	
15KR085SD	8	0.925	0.8509	0.9991	0.95	0.8	1	0.03134	9.58%	-4.23%	
Angular (Corrected) Transformed Summary											
Group	Count	Mean	95% LCL	95% UCL	Median	Min	Max	Std Err	CV%	%Effect	
Combined Ref	16	1.249	1.152	1.345	1.249	0.8861	1.412	0.04515	14.46%	0.0%	
15KR085SD	8	1.295	1.181	1.409	1.331	1.107	1.412	0.0481	10.51%	-3.72%	
Proportion Survived Detail											
Group	Rep 1	Rep 2	Rep 3	Rep 4	Rep 5	Rep 6	Rep 7	Rep 8	Rep 9	Rep 10	
Combined Ref	0.6	0.6	0.7	1	0.9	0.9	0.9	0.9	1	1	
15KR085SD	1	0.9	1	0.9	1	0.8	0.8	1			
Angular (Corrected) Transformed Detail											
Group	Rep 1	Rep 2	Rep 3	Rep 4	Rep 5	Rep 6	Rep 7	Rep 8	Rep 9	Rep 10	
Combined Ref	0.8861	0.8861	0.9912	1.412	1.249	1.249	1.249	1.249	1.412	1.412	
15KR085SD	1.412	1.249	1.412	1.249	1.412	1.107	1.107	1.412			

Page 135 of 216

**CETIS Analytical Report**

Report Date: 10 Dec-15 11:43 (p 13 of 20)

Test Code: 874-1B 10-4925-1185

12/22/2015

Hyalella 28-d Survival and Growth Sediment Test						Northwestern Aquatic Sciences					
Analysis ID:	11-7975-2114	Endpoint:	Proportion Survived			CETIS Version:	CETISv1.8.7				
Analyzed:	10 Dec-15 11:41	Analysis:	Nonparametric-Two Sample			Official Results:	Yes				
Batch ID:	06-5161-8051	Test Type:	Survival-Growth			Analyst:					
Start Date:	26 Sep-15 10:30	Protocol:	EPA/600/R-99/064 (2000)			Diluent:	Dechlorinated Tap Water				
Ending Date:	23 Oct-15 11:00	Species:	Hyalella azteca			Brine:					
Duration:	27d 1h	Source:	Chesapeake Cultures, VA			Age:					
Sample Code	Sample Notes										
Combined Ref	Data from both reference sediments, 15KR082SD and 15KR083SD, were combined into one reference "Combined Ref".										
Sample Code	Sample ID	Sample Date	Receive Date	Sample Age	Client Name	Project					
Combined Ref	04-6258-6262	02 Sep-15	22 Sep-15 11:15	24d 10h							
15KR087SD	12-9078-6026	02 Sep-15 18:25	22 Sep-15 11:15	23d 16h							
Sample Code	Material Type	Sample Source	Station Location		Latitude	Longitude					
Combined Ref	Sediment	Kuskokwim River Sediment Char									
15KR087SD	Sediment	Kuskokwim River Sediment Char									
Data Transform	Zeta	Alt Hyp	Trials	Seed	PMSD	Test Result					
Angular (Corrected)	NA	C > T	NA	NA	9.44%						
Wilcoxon Rank Sum Two-Sample Test											
Sample Code	vs	Sample Code	Test Stat	Critical	Ties	DF	P-Value	P-Type	Decision(α:5%)		
Combined Ref		15KR087SD	105	NA	3	22	0.6182	Exact	Non-Significant Effect		
ANOVA Table											
Source	Sum Squares	Mean Square	DF	F Stat	P-Value	Decision(α:5%)					
Between	0.001875447	0.001875447	1	0.0554	0.8161	Non-Significant Effect					
Error	0.7447697	0.03385317	22								
Total	0.7466452		23								
Distributional Tests											
Attribute	Test	Test Stat	Critical	P-Value	Decision(α:1%)						
Variances	Variance Ratio F	1.118	4.847	0.8031	Equal Variances						
Distribution	Shapiro-Wilk W Normality	0.8004	0.884	0.0003	Non-normal Distribution						
Proportion Survived Summary											
Group	Count	Mean	95% LCL	95% UCL	Median	Min	Max	Std Err	CV%	%Effect	
Combined Ref	16	0.8875	0.815	0.96	0.9	0.6	1	0.034	15.33%	0.0%	
15KR087SD	8	0.9	0.7818	1	0.95	0.6	1	0.05	15.71%	-1.41%	
Angular (Corrected) Transformed Summary											
Group	Count	Mean	95% LCL	95% UCL	Median	Min	Max	Std Err	CV%	%Effect	
Combined Ref	16	1.249	1.152	1.345	1.249	0.8861	1.412	0.04515	14.46%	0.0%	
15KR087SD	8	1.267	1.108	1.427	1.331	0.8861	1.412	0.06754	15.07%	-1.5%	
Proportion Survived Detail											
Group	Rep 1	Rep 2	Rep 3	Rep 4	Rep 5	Rep 6	Rep 7	Rep 8	Rep 9	Rep 10	
Combined Ref	0.6	0.6	0.7	1	0.9	0.9	0.9	0.9	1	1	
15KR087SD	0.9	1	0.9	0.9	1	1	1	1	1	1	
Angular (Corrected) Transformed Detail											
Group	Rep 1	Rep 2	Rep 3	Rep 4	Rep 5	Rep 6	Rep 7	Rep 8	Rep 9	Rep 10	
Combined Ref	0.8861	0.8861	0.9912	1.412	1.249	1.249	1.249	1.249	1.412	1.412	
15KR087SD	1.249	1.412	1.107	1.412	1.249	0.8861	1.412	1.412	1.412	1.412	

Page 136 of 216

**CETIS Analytical Report**

Report Date: 10 Dec-15 11:43 (p 14 of 20)  
 Test Code: 874-1B | 10-4925-1185

12/22/2015

Hyalella 28-d Survival and Growth Sediment Test							Northwestern Aquatic Sciences				
Analysis ID:	04-8484-3054	Endpoint:	Proportion Survived			CETIS Version:	CETISv1.8.7				
Analyzed:	10 Dec-15 11:41	Analysis:	Nonparametric-Two Sample			Official Results:	Yes				
Batch ID:	06-5161-8051	Test Type:	Survival-Growth			Analyst:					
Start Date:	26 Sep-15 10:30	Protocol:	EPA/600/R-99/064 (2000)			Diluent:	Dechlorinated Tap Water				
Ending Date:	23 Oct-15 11:00	Species:	Hyalella azteca			Brine:					
Duration:	27d 1h	Source:	Chesapeake Cultures, VA			Age:					
Sample Code	Sample Notes										
Combined Ref	Data from both reference sediments, 15KR082SD and 15KR083SD, were combined into one reference "Combined Ref".										
Sample Code	Sample ID	Sample Date	Receive Date	Sample Age	Client Name	Project					
Combined Ref	04-6258-6262	02 Sep-15	22 Sep-15 11:15	24d 10h							
15KR088SD	14-8995-5801	02 Sep-15 19:00	22 Sep-15 11:15	23d 16h							
Sample Code	Material Type	Sample Source	Station Location		Latitude	Longitude					
Combined Ref	Sediment	Kuskokwim River Sediment Char									
15KR088SD	Sediment	Kuskokwim River Sediment Char									
Data Transform	Zeta	Alt Hyp	Trials	Seed	PMSD	Test Result					
Angular (Corrected)	NA	C > T	NA	NA	9.08%						
Wilcoxon Rank Sum Two-Sample Test											
Sample Code	vs	Sample Code	Test Stat	Critical	Ties	DF	P-Value	P-Type	Decision( $\alpha$ :5%)		
Combined Ref		15KR088SD	99.5	NA	3	22	0.4672	Exact	Non-Significant Effect		
ANOVA Table											
Source	Sum Squares	Mean Square	DF	F Stat	P-Value	Decision( $\alpha$ :5%)					
Between	4.746204E-05	4.746204E-05	1	0.001488	0.9696	Non-Significant Effect					
Error	0.7019545	0.03190702	22								
Total	0.7020019		23								
Distributional Tests											
Attribute	Test	Test Stat	Critical	P-Value	Decision( $\alpha$ :1%)						
Variances	Variance Ratio F	1.074	7.968	0.9777	Equal Variances						
Distribution	Shapiro-Wilk W Normality	0.7998	0.884	0.0003	Non-normal Distribution						
Proportion Survived Summary											
Group	Count	Mean	95% LCL	95% UCL	Median	Min	Max	Std Err	CV%	%Effect	
Combined Ref	16	0.8875	0.815	0.96	0.9	0.6	1	0.034	15.33%	0.0%	
15KR088SD	8	0.8875	0.7833	0.9917	0.9	0.7	1	0.04407	14.04%	0.0%	
Angular (Corrected) Transformed Summary											
Group	Count	Mean	95% LCL	95% UCL	Median	Min	Max	Std Err	CV%	%Effect	
Combined Ref	16	1.249	1.152	1.345	1.249	0.8861	1.412	0.04515	14.46%	0.0%	
15KR088SD	8	1.246	1.1	1.391	1.249	0.9912	1.412	0.06162	13.99%	0.24%	
Proportion Survived Detail											
Group	Rep 1	Rep 2	Rep 3	Rep 4	Rep 5	Rep 6	Rep 7	Rep 8	Rep 9	Rep 10	
Combined Ref	0.6	0.6	0.7	1	0.9	0.9	0.9	0.9	1	1	
15KR088SD	0.9	1	0.9	0.9	1	1					
15KR088SD	0.7	0.9	1	0.9	0.7	0.9	1	1			
Angular (Corrected) Transformed Detail											
Group	Rep 1	Rep 2	Rep 3	Rep 4	Rep 5	Rep 6	Rep 7	Rep 8	Rep 9	Rep 10	
Combined Ref	0.8861	0.8861	0.9912	1.412	1.249	1.249	1.249	1.249	1.412	1.412	
15KR088SD	0.9912	1.249	1.412	1.249	0.9912	1.249	1.412	1.412			

Page 137 of 216

**CETIS Analytical Report**

Report Date: 10 Dec-15 11:43 (p 15 of 20)

Test Code: 874-1B 10-4925-1185

12/22/2015

Hyalella 28-d Survival and Growth Sediment Test						Northwestern Aquatic Sciences				
Analysis ID:	00-5532-5186	Endpoint:	Proportion Survived	CETIS Version:	CETISv1.8.7					
Analyzed:	10 Dec-15 11:41	Analysis:	Parametric: Two Sample	Official Results:	Yes					
Batch ID:	06-5161-8051	Test Type:	Survival-Growth	Analyst:						
Start Date:	26 Sep-15 10:30	Protocol:	EPA/600/R-99/064 (2000)	Diluent:	Dechlorinated Tap Water					
Ending Date:	23 Oct-15 11:00	Species:	Hyalella azteca	Brine:						
Duration:	27d 1h	Source:	Chesapeake Cultures, VA	Age:						
Sample Code	Sample Notes									
Combined Ref	Data from both reference sediments, 15KR082SD and 15KR083SD, were combined into one reference "Combined Ref".									
Sample Code	Sample ID	Sample Date	Receive Date	Sample Age	Client Name	Project				
Combined Ref	04-6258-6262	02 Sep-15	22 Sep-15 11:15	24d 10h						
15KR089SD	09-2513-6691	06 Sep-15 13:30	22 Sep-15 11:15	19d 21h						
Sample Code	Material Type	Sample Source	Station Location		Latitude	Longitude				
Combined Ref	Sediment	Kuskokwim River Sediment Char								
15KR089SD	Sediment	Kuskokwim River Sediment Char								
Data Transform	Zeta	Alt Hyp	Trials	Seed	PMSD	Test Result				
Angular (Corrected)	NA	C > T	NA	NA	9.41%					
Equal Variance t Two-Sample Test										
Sample Code	vs	Sample Code	Test Stat	Critical	MSD	DF	P-Value	P-Type	Decision(α:5%)	
Combined Ref		15KR089SD	4.286	1.717	0.137	22	0.0002	CDF	Significant Effect	
ANOVA Table										
Source	Sum Squares	Mean Square	DF	F Stat	P-Value	Decision(α:5%)				
Between	0.6192267	0.6192267	1	18.37	0.0003	Significant Effect				
Error	0.7416307	0.03371049	22							
Total	1.360857		23							
Distributional Tests										
Attribute	Test	Test Stat	Critical	P-Value	Decision(α:1%)					
Variances	Variance Ratio F	1.105	4.847	0.8177	Equal Variances					
Distribution	Shapiro-Wilk W Normality	0.9174	0.884	0.0512	Normal Distribution					
Proportion Survived Summary										
Group	Count	Mean	95% LCL	95% UCL	Median	Min	Max	Std Err	CV%	%Effect
Combined Ref	16	0.8875	0.815	0.96	0.9	0.6	1	0.034	15.33%	0.0%
15KR089SD	8	0.6125	0.4681	0.7569	0.65	0.4	0.9	0.06105	28.19%	30.99%
Angular (Corrected) Transformed Summary										
Group	Count	Mean	95% LCL	95% UCL	Median	Min	Max	Std Err	CV%	%Effect
Combined Ref	16	1.249	1.152	1.345	1.249	0.8861	1.412	0.04515	14.46%	0.0%
15KR089SD	8	0.9079	0.7492	1.067	0.9386	0.6847	1.249	0.06712	20.91%	27.29%
Proportion Survived Detail										
Group	Rep 1	Rep 2	Rep 3	Rep 4	Rep 5	Rep 6	Rep 7	Rep 8	Rep 9	Rep 10
Combined Ref	0.6	0.6	0.7	1	0.9	0.9	0.9	0.9	1	1
15KR089SD	0.9	1	0.9	0.9	1	1				
15KR089SD	0.9	0.4	0.7	0.6	0.4	0.7	0.7	0.5		
Angular (Corrected) Transformed Detail										
Group	Rep 1	Rep 2	Rep 3	Rep 4	Rep 5	Rep 6	Rep 7	Rep 8	Rep 9	Rep 10
Combined Ref	0.8861	0.8861	0.9912	1.412	1.249	1.249	1.249	1.249	1.412	1.412
15KR089SD	1.249	0.6847	0.9912	0.8861	0.6847	0.9912	0.9912	0.7854		

Page 138 of 216

**CETIS Analytical Report**

Report Date: 10 Dec-15 11:43 (p 16 of 20)  
 Test Code: 874-1B 10-4925-1185

12/22/2015

Hyalella 28-d Survival and Growth Sediment Test							Northwestern Aquatic Sciences				
Analysis ID:	04-4825-0919		Endpoint:	Proportion Survived			CETIS Version:	CETISv1.8.7			
Analyzed:	10 Dec-15 11:41		Analysis:	Nonparametric-Two Sample			Official Results:	Yes			
Batch ID:	06-5161-8051		Test Type:	Survival-Growth			Analyst:				
Start Date:	26 Sep-15 10:30		Protocol:	EPA/600/R-99/064 (2000)			Diluent:	Dechlorinated Tap Water			
Ending Date:	23 Oct-15 11:00		Species:	Hyalella azteca			Brine:				
Duration:	27d 1h		Source:	Chesapeake Cultures, VA			Age:				
Sample Code	Sample Notes										
Combined Ref	Data from both reference sediments, 15KR082SD and 15KR083SD, were combined into one reference "Combined Ref".										
Sample Code	Sample ID	Sample Date	Receive Date	Sample Age	Client Name	Project					
Combined Ref	04-6258-6262	02 Sep-15	22 Sep-15 11:15	24d 10h							
15KR090SD	19-8991-2116	03 Sep-15 09:44	22 Sep-15 11:15	23d 1h							
Sample Code	Material Type	Sample Source	Station Location		Latitude	Longitude					
Combined Ref	Sediment	Kuskokwim River Sediment Char									
15KR090SD	Sediment	Kuskokwim River Sediment Char									
Data Transform	Zeta	Alt Hyp	Trials	Seed	PMSD	Test Result					
Angular (Corrected)	NA	C > T	NA	NA	10.1%						
Wilcoxon Rank Sum Two-Sample Test											
Sample Code	vs	Sample Code	Test Stat	Critical	Ties	DF	P-Value	P-Type	Decision(α:5%)		
Combined Ref		15KR090SD	120.5	NA	2	22	0.9153	Exact	Non-Significant Effect		
ANOVA Table											
Source	Sum Squares	Mean Square	DF	F Stat	P-Value	Decision(α:5%)					
Between	0.02228931	0.02228931	1	0.5904	0.4505	Non-Significant Effect					
Error	0.8306312	0.03775597	22								
Total	0.8529205		23								
Distributional Tests											
Attribute	Test	Test Stat	Critical	P-Value	Decision(α:1%)						
Variances	Variance Ratio F	1.494	4.847	0.4849	Equal Variances						
Distribution	Shapiro-Wilk W Normality	0.7765	0.884	0.0001	Non-normal Distribution						
Proportion Survived Summary											
Group	Count	Mean	95% LCL	95% UCL	Median	Min	Max	Std Err	CV%	%Effect	
Combined Ref	16	0.8875	0.815	0.96	0.9	0.6	1	0.034	15.33%	0.0%	
15KR090SD	8	0.925	0.7785	1	1	0.5	1	0.06196	18.95%	-4.23%	
Angular (Corrected) Transformed Summary											
Group	Count	Mean	95% LCL	95% UCL	Median	Min	Max	Std Err	CV%	%Effect	
Combined Ref	16	1.249	1.152	1.345	1.249	0.8861	1.412	0.04515	14.46%	0.0%	
15KR090SD	8	1.313	1.129	1.498	1.412	0.7854	1.412	0.07807	16.81%	-5.18%	
Proportion Survived Detail											
Group	Rep 1	Rep 2	Rep 3	Rep 4	Rep 5	Rep 6	Rep 7	Rep 8	Rep 9	Rep 10	
Combined Ref	0.6	0.6	0.7	1	0.9	0.9	0.9	0.9	1	1	
	0.9	1	0.9	0.9	1	1					
15KR090SD	1	1	1	0.9	0.5	1	1	1			
Angular (Corrected) Transformed Detail											
Group	Rep 1	Rep 2	Rep 3	Rep 4	Rep 5	Rep 6	Rep 7	Rep 8	Rep 9	Rep 10	
Combined Ref	0.8861	0.8861	0.9912	1.412	1.249	1.249	1.249	1.249	1.412	1.412	
15KR090SD	1.412	1.412	1.412	1.249	0.7854	1.412	1.412	1.412			

Page 139 of 216

**CETIS Analytical Report**

Report Date: 10 Dec-15 11:43 (p 17 of 20)  
 Test Code: 874-1B 10-4925-1185

12/22/2015

Hyalella 28-d Survival and Growth Sediment Test						Northwestern Aquatic Sciences					
Analysis ID: 19-1621-5006		Endpoint: Proportion Survived		CETIS Version: CETISv1.8.7							
Analyzed: 10 Dec-15 11:41		Analysis: Nonparametric-Two Sample		Official Results: Yes							
Batch ID: 06-5161-8051		Test Type: Survival-Growth		Analyst:							
Start Date: 26 Sep-15 10:30		Protocol: EPA/600/R-99/064 (2000)		Diluent: Dechlorinated Tap Water							
Ending Date: 23 Oct-15 11:00		Species: Hyalella azteca		Brine:							
Duration: 27d 1h		Source: Chesapeake Cultures, VA		Age:							
Sample Code	Sample Notes										
Combined Ref	Data from both reference sediments, 15KR082SD and 15KR083SD, were combined into one reference "Combined Ref".										
Sample Code	Sample ID	Sample Date	Receive Date	Sample Age	Client Name	Project					
Combined Ref	04-6258-6262	02 Sep-15	22 Sep-15 11:15	24d 10h							
15KR091SD	17-1206-1859	06 Sep-15 17:30	22 Sep-15 11:15	19d 17h							
Sample Code	Material Type	Sample Source	Station Location		Latitude	Longitude					
Combined Ref	Sediment	Kuskokwim River Sediment Char									
15KR091SD	Sediment	Kuskokwim River Sediment Char									
Data Transform	Zeta	Alt Hyp	Trials	Seed	PMSD	Test Result					
Angular (Corrected)	NA	C > T	NA	NA	8.27%						
Wilcoxon Rank Sum Two-Sample Test											
Sample Code	vs	Sample Code	Test Stat	Critical	Ties	DF	P-Value	P-Type	Decision(α:5%)		
Combined Ref		15KR091SD	47	NA	2	22	<0.0001	Exact	Significant Effect		
ANOVA Table											
Source	Sum Squares	Mean Square	DF	F Stat	P-Value	Decision(α:5%)					
Between	0.6401256	0.6401256	1	23.13	<0.0001	Significant Effect					
Error	0.608904	0.02767745	22								
Total	1.24903		23								
Distributional Tests											
Attribute	Test	Test Stat	Critical	P-Value	Decision(α:1%)						
Variances	Variance Ratio F	1.91	7.968	0.3931	Equal Variances						
Distribution	Shapiro-Wilk W Normality	0.8629	0.884	0.0038	Non-normal Distribution						
Proportion Survived Summary											
Group	Count	Mean	95% LCL	95% UCL	Median	Min	Max	Std Err	CV%	%Effect	
Combined Ref	16	0.8875	0.815	0.96	0.9	0.6	1	0.034	15.33%	0.0%	
15KR091SD	8	0.6125	0.5083	0.7167	0.6	0.4	0.8	0.04407	20.35%	30.99%	
Angular (Corrected) Transformed Summary											
Group	Count	Mean	95% LCL	95% UCL	Median	Min	Max	Std Err	CV%	%Effect	
Combined Ref	16	1.249	1.152	1.345	1.249	0.8861	1.412	0.04515	14.46%	0.0%	
15KR091SD	8	0.9022	0.793	1.011	0.8861	0.6847	1.107	0.0462	14.48%	27.75%	
Proportion Survived Detail											
Group	Rep 1	Rep 2	Rep 3	Rep 4	Rep 5	Rep 6	Rep 7	Rep 8	Rep 9	Rep 10	
Combined Ref	0.6	0.6	0.7	1	0.9	0.9	0.9	0.9	1	1	
15KR091SD	0.4	0.8	0.7	0.6	0.7	0.6	0.6	0.5			
Angular (Corrected) Transformed Detail											
Group	Rep 1	Rep 2	Rep 3	Rep 4	Rep 5	Rep 6	Rep 7	Rep 8	Rep 9	Rep 10	
Combined Ref	0.8861	0.8861	0.9912	1.412	1.249	1.249	1.249	1.249	1.412	1.412	
15KR091SD	0.6847	1.107	0.9912	0.8861	0.9912	0.8861	0.8861	0.7854			

Page 140 of 216

**CETIS Analytical Report**

Report Date: 10 Dec-15 11:43 (p 18 of 20)

Test Code: 874-1B 10-4925-1185

12/22/2015

**Hyalella 28-d Survival and Growth Sediment Test** **Northwestern Aquatic Sciences**

Analysis ID: 03-8048-1886 Endpoint: Proportion Survived CETIS Version: CETISv1.8.7  
 Analyzed: 10 Dec-15 11:41 Analysis: Nonparametric-Two Sample Official Results: Yes

Batch ID: 06-5161-8051 Test Type: Survival-Growth Analyst:  
 Start Date: 26 Sep-15 10:30 Protocol: EPA/600/R-99/064 (2000) Diluent: Dechlorinated Tap Water  
 Ending Date: 23 Oct-15 11:00 Species: Hyalella azteca Brine:  
 Duration: 27d 1h Source: Chesapeake Cultures, VA Age:

Sample Code	Sample Notes
Combined Ref	Data from both reference sediments, 15KR082SD and 15KR083SD, were combined into one reference "Combined Ref".

Sample Code	Sample ID	Sample Date	Receive Date	Sample Age	Client Name	Project
Combined Ref	04-6258-6262	02 Sep-15	22 Sep-15 11:15	24d 10h		
15KR092SD	11-6812-3165	03 Sep-15 11:40	22 Sep-15 11:15	22d 23h		

Sample Code	Material Type	Sample Source	Station Location	Latitude	Longitude
Combined Ref	Sediment	Kuskokwim River Sediment Char			
15KR092SD	Sediment	Kuskokwim River Sediment Char			

Data Transform	Zeta	Alt Hyp	Trials	Seed	PMSD	Test Result
Angular (Corrected)	NA	C > T	NA	NA	9.07%	

**Wilcoxon Rank Sum Two-Sample Test**

Sample Code vs	Sample Code	Test Stat	Critical	Ties	DF	P-Value	P-Type	Decision(α:5%)
Combined Ref	15KR092SD	103	NA	3	22	0.6076	Exact	Non-Significant Effect

**ANOVA Table**

Source	Sum Squares	Mean Square	DF	F Stat	P-Value	Decision(α:5%)
Between	0.001067859	0.001067859	1	0.03352	0.8564	Non-Significant Effect
Error	0.7008488	0.03185676	22			
Total	0.7019167		23			

**Distributional Tests**

Attribute	Test	Test Stat	Critical	P-Value	Decision(α:1%)
Variances	Variance Ratio F	1.08	7.968	0.9715	Equal Variances
Distribution	Shapiro-Wilk W Normality	0.8273	0.884	0.0009	Non-normal Distribution

**Proportion Survived Summary**

Group	Count	Mean	95% LCL	95% UCL	Median	Min	Max	Std Err	CV%	%Effect
Combined Ref	16	0.8875	0.815	0.96	0.9	0.6	1	0.034	15.33%	0.0%
15KR092SD	8	0.9	0.8001	0.9999	0.95	0.7	1	0.04226	13.28%	-1.41%

**Angular (Corrected) Transformed Summary**

Group	Count	Mean	95% LCL	95% UCL	Median	Min	Max	Std Err	CV%	%Effect
Combined Ref	16	1.249	1.152	1.345	1.249	0.8861	1.412	0.04515	14.46%	0.0%
15KR092SD	8	1.263	1.118	1.408	1.331	0.9912	1.412	0.06145	13.76%	-1.13%

**Proportion Survived Detail**

Group	Rep 1	Rep 2	Rep 3	Rep 4	Rep 5	Rep 6	Rep 7	Rep 8	Rep 9	Rep 10
Combined Ref	0.6	0.6	0.7	1	0.9	0.9	0.9	0.9	1	1
15KR092SD	0.9	1	0.9	0.9	1	1				
15KR092SD	1	1	1	0.8	0.9	0.8	0.7	1		

**Angular (Corrected) Transformed Detail**

Group	Rep 1	Rep 2	Rep 3	Rep 4	Rep 5	Rep 6	Rep 7	Rep 8	Rep 9	Rep 10
Combined Ref	0.8861	0.8861	0.9912	1.412	1.249	1.249	1.249	1.249	1.412	1.412
15KR092SD	1.412	1.412	1.412	1.107	1.249	1.107	0.9912	1.412		

Page 141 of 216

**CETIS Analytical Report**

Report Date: 10 Dec-15 11:43 (p 19 of 20)  
 Test Code: 874-1B 10-4925-1185

12/22/2015

Hyalella 28-d Survival and Growth Sediment Test							Northwestern Aquatic Sciences				
Analysis ID:	01-3200-9980		Endpoint:	Proportion Survived			CETIS Version:	CETISv1.8.7			
Analyzed:	10 Dec-15 11:41		Analysis:	Parametric-Two Sample			Official Results:	Yes			
Batch ID:	06-5161-8051		Test Type:	Survival-Growth			Analyst:				
Start Date:	26 Sep-15 10:30		Protocol:	EPA/600/R-99/064 (2000)			Diluent:	Dechlorinated Tap Water			
Ending Date:	23 Oct-15 11:00		Species:	Hyalella azteca			Brine:				
Duration:	27d 1h		Source:	Chesapeake Cultures, VA			Age:				
Sample Code	Sample Notes										
Combined Ref	Data from both reference sediments, 15KR082SD and 15KR083SD, were combined into one reference "Combined Ref".										
Sample Code	Sample ID	Sample Date	Receive Date	Sample Age	Client Name	Project					
Combined Ref	04-6258-6262	02 Sep-15	22 Sep-15 11:15	24d 10h							
15KR093SD	12-3637-7543	06 Sep-15 19:30	22 Sep-15 11:15	19d 15h							
Sample Code	Material Type	Sample Source	Station Location			Latitude	Longitude				
Combined Ref	Sediment	Kuskokwim River Sediment Char									
15KR093SD	Sediment	Kuskokwim River Sediment Char									
Data Transform	Zeta	Alt Hyp	Trials	Seed	PMSD	Test Result					
Angular (Corrected)	NA	C > T	NA	NA	12.4%						
Equal Variance t Two-Sample Test											
Sample Code	vs	Sample Code	Test Stat	Critical	MSD	DF	P-Value	P-Type	Decision(α:5%)		
Combined Ref		15KR093SD	2.342	1.717	0.169	22	0.0143	CDF	Significant Effect		
ANOVA Table											
Source	Sum Squares	Mean Square	DF	F Stat	P-Value	Decision(α:5%)					
Between	0.2839234	0.2839234	1	5.485	0.0286	Significant Effect					
Error	1.138848	0.05176581	22								
Total	1.422771		23								
Distributional Tests											
Attribute	Test	Test Stat	Critical	P-Value	Decision(α:1%)						
Variances	Variance Ratio F	2.844	4.847	0.0846	Equal Variances						
Distribution	Shapiro-Wilk W Normality	0.9227	0.884	0.0672	Normal Distribution						
Proportion Survived Summary											
Group	Count	Mean	95% LCL	95% UCL	Median	Min	Max	Std Err	CV%	%Effect	
Combined Ref	16	0.8875	0.815	0.96	0.9	0.6	1	0.034	15.33%	0.0%	
15KR093SD	8	0.7	0.4811	0.9189	0.75	0.2	1	0.09258	37.41%	21.13%	
Angular (Corrected) Transformed Summary											
Group	Count	Mean	95% LCL	95% UCL	Median	Min	Max	Std Err	CV%	%Effect	
Combined Ref	16	1.249	1.152	1.345	1.249	0.8861	1.412	0.04515	14.46%	0.0%	
15KR093SD	8	1.018	0.7633	1.273	1.049	0.4636	1.412	0.1077	29.92%	18.48%	
Proportion Survived Detail											
Group	Rep 1	Rep 2	Rep 3	Rep 4	Rep 5	Rep 6	Rep 7	Rep 8	Rep 9	Rep 10	
Combined Ref	0.6	0.6	0.7	1	0.9	0.9	0.9	0.9	1	1	
15KR093SD	0.9	1	0.9	0.9	1	1					
15KR093SD	0.9	0.7	1	0.9	0.5	0.6	0.8	0.2			
Angular (Corrected) Transformed Detail											
Group	Rep 1	Rep 2	Rep 3	Rep 4	Rep 5	Rep 6	Rep 7	Rep 8	Rep 9	Rep 10	
Combined Ref	0.8861	0.8861	0.9912	1.412	1.249	1.249	1.249	1.249	1.412	1.412	
15KR093SD	1.249	0.9912	1.412	1.249	0.7854	0.8861	1.107	0.4636			

Page 142 of 216



**CETIS Analytical Report**

Report Date: 10 Dec-15 11:43 (p 20 of 20)

Test Code: 874-1B 10-4925-1185

12/22/2015

Hyalella 28-d Survival and Growth Sediment Test						Northwestern Aquatic Sciences					
Analysis ID:	00-7791-8848	Endpoint:	Proportion Survived			CETIS Version:	CETISv1.8.7				
Analyzed:	10 Dec-15 11:41	Analysis:	Nonparametric-Two Sample			Official Results:	Yes				
Batch ID:	06-5161-8051	Test Type:	Survival-Growth			Analyst:					
Start Date:	26 Sep-15 10:30	Protocol:	EPA/600/R-99/064 (2000)			Diluent:	Dechlorinated Tap Water				
Ending Date:	23 Oct-15 11:00	Species:	Hyalella azteca			Brine:					
Duration:	27d 1h	Source:	Chesapeake Cultures, VA			Age:					
Sample Code	Sample Notes										
Combined Ref	Data from both reference sediments, 15KR082SD and 15KR083SD, were combined into one reference "Combined Ref".										
Sample Code	Sample ID	Sample Date	Receive Date	Sample Age	Client Name	Project					
Combined Ref	04-6258-6262	02 Sep-15	22 Sep-15 11:15	24d 10h							
15KR099SD	20-3303-6234	05 Sep-15 10:50	22 Sep-15 11:15	21d							
Sample Code	Material Type	Sample Source	Station Location		Latitude	Longitude					
Combined Ref	Sediment	Kuskokwim River Sediment Char									
15KR099SD	Sediment	Kuskokwim River Sediment Char									
Data Transform	Zeta	Alt Hyp	Trials	Seed	PMSD	Test Result					
Angular (Corrected)	NA	C > T	NA	NA	8.68%						
Wilcoxon Rank Sum Two-Sample Test											
Sample Code vs	Sample Code	Test Stat	Critical	Ties	DF	P-Value	P-Type	Decision(α:5%)			
Combined Ref	15KR099SD	100	NA	3	22	0.5015	Exact	Non-Significant Effect			
ANOVA Table											
Source	Sum Squares	Mean Square	DF	F Stat	P-Value	Decision(α:5%)					
Between	0.000707282	0.000707282	1	0.02377	0.8789	Non-Significant Effect					
Error	0.6546798	0.02975817	22								
Total	0.655387		23								
Distributional Tests											
Attribute	Test	Test Stat	Critical	P-Value	Decision(α:1%)						
Variances	Variance Ratio F	1.381	7.968	0.6910	Equal Variances						
Distribution	Shapiro-Wilk W Normality	0.8186	0.884	0.0006	Non-normal Distribution						
Proportion Survived Summary											
Group	Count	Mean	95% LCL	95% UCL	Median	Min	Max	Std Err	CV%	%Effect	
Combined Ref	16	0.8875	0.815	0.96	0.9	0.6	1	0.034	15.33%	0.0%	
15KR099SD	8	0.9	0.8106	0.9894	0.9	0.7	1	0.0378	11.88%	-1.41%	
Angular (Corrected) Transformed Summary											
Group	Count	Mean	95% LCL	95% UCL	Median	Min	Max	Std Err	CV%	%Effect	
Combined Ref	16	1.249	1.152	1.345	1.249	0.8861	1.412	0.04515	14.46%	0.0%	
15KR099SD	8	1.26	1.132	1.389	1.249	0.9912	1.412	0.05433	12.2%	-0.92%	
Proportion Survived Detail											
Group	Rep 1	Rep 2	Rep 3	Rep 4	Rep 5	Rep 6	Rep 7	Rep 8	Rep 9	Rep 10	
Combined Ref	0.6	0.6	0.7	1	0.9	0.9	0.9	0.9	1	1	
15KR099SD	0.9	1	0.9	0.9	1	1	1	1	1	1	
15KR099SD	0.9	0.7	0.9	0.9	1	0.8	1	1	1	1	
Angular (Corrected) Transformed Detail											
Group	Rep 1	Rep 2	Rep 3	Rep 4	Rep 5	Rep 6	Rep 7	Rep 8	Rep 9	Rep 10	
Combined Ref	0.8861	0.8861	0.9912	1.412	1.249	1.249	1.249	1.249	1.412	1.412	
15KR099SD	1.249	0.9912	1.249	1.249	1.412	1.107	1.412	1.412	1.412	1.412	

Page 143 of 216

**Growth: Combined References vs. Test Sediments**

**CETIS Analytical Report**

Report Date: 10 Dec-15 11:43 (p 1 of 20)  
 Test Code: 874-1B 10-4925-1185

12/22/2015

Hyalella 28-d Survival and Growth Sediment Test							Northwestern Aquatic Sciences				
Analysis ID:	20-9636-0899		Endpoint:	Mean Dry Weight-mg			CETIS Version:	CETISv1.8.7			
Analyzed:	10 Dec-15 11:41		Analysis:	Parametric-Two Sample			Official Results:	Yes			
Batch ID:	06-5161-8051		Test Type:	Survival-Growth			Analyst:				
Start Date:	26 Sep-15 10:30		Protocol:	EPA/600/R-99/064 (2000)			Diluent:	Dechlorinated Tap Water			
Ending Date:	23 Oct-15 11:00		Species:	Hyalella azteca			Brine:				
Duration:	27d 1h		Source:	Chesapeake Cultures, VA			Age:				
Sample Code	Sample Notes										
Combined Ref	Data from both reference sediments, 15KR082SD and 15KR083SD, were combined into one reference "Combined Ref".										
Sample Code	Sample ID	Sample Date	Receive Date	Sample Age	Client Name	Project					
Combined Ref	04-6258-6262	02 Sep-15	22 Sep-15 11:15	24d 10h							
15KR084SD	10-3893-7565	05 Sep-15 16:16	22 Sep-15 11:15	20d 18h							
Sample Code	Material Type	Sample Source	Station Location			Latitude	Longitude				
Combined Ref	Sediment	Kuskokwim River Sediment Char									
15KR084SD	Sediment	Kuskokwim River Sediment Char									
Data Transform	Zeta	Alt Hyp	Trials	Seed	PMSD	Test Result					
Untransformed	NA	C > T	NA	NA	12.7%						
Equal Variance t Two-Sample Test											
Sample Code	vs	Sample Code	Test Stat	Critical	MSD	DF	P-Value	P-Type	Decision( $\alpha$ :5%)		
Combined Ref		15KR084SD	0.8292	1.717	0.032	22	0.2080	CDF	Non-Significant Effect		
ANOVA Table											
Source	Sum Squares	Mean Square	DF	F Stat	P-Value	Decision( $\alpha$ :5%)					
Between	0.001289154	0.001289154	1	0.6875	0.4159	Non-Significant Effect					
Error	0.04125331	0.001875151	22								
Total	0.04254247		23								
Distributional Tests											
Attribute	Test	Test Stat	Critical	P-Value	Decision( $\alpha$ :1%)						
Variances	Variance Ratio F	6.202	7.968	0.0211	Equal Variances						
Distribution	Shapiro-Wilk W Normality	0.9402	0.884	0.1649	Normal Distribution						
Mean Dry Weight-mg Summary											
Group	Count	Mean	95% LCL	95% UCL	Median	Min	Max	Std Err	CV%	%Effect	
Combined Ref	16	0.2544	0.2275	0.2814	0.2587	0.1397	0.3499	0.01264	19.88%	0.0%	
15KR084SD	8	0.2389	0.2219	0.2559	0.2398	0.1992	0.2651	0.00718	8.5%	6.11%	
Mean Dry Weight-mg Detail											
Group	Rep 1	Rep 2	Rep 3	Rep 4	Rep 5	Rep 6	Rep 7	Rep 8	Rep 9	Rep 10	
Combined Ref	0.2482	0.2673	0.2633	0.2708	0.3499	0.2869	0.2403	0.1397	0.1728	0.2542	
15KR084SD	0.2489	0.2355	0.2441	0.2569	0.1992	0.2344	0.227	0.2651			

Page 145 of 216

111 of 137

**CETIS Analytical Report**

Report Date: 10 Dec-15 11:43 (p 2 of 20)  
 Test Code: 874-1B 10-4925-1185

12/22/2015

Hyalella 28-d Survival and Growth Sediment Test						Northwestern Aquatic Sciences					
Analysis ID: 09-5695-3814		Endpoint: Mean Dry Weight-mg		CETIS Version: CETISv1.8.7							
Analyzed: 10 Dec-15 11:42		Analysis: Parametric-Two Sample		Official Results: Yes							
Batch ID: 06-5161-8051		Test Type: Survival-Growth		Analyst:							
Start Date: 26 Sep-15 10:30		Protocol: EPA/600/R-99/064 (2000)		Diluent: Dechlorinated Tap Water							
Ending Date: 23 Oct-15 11:00		Species: Hyalella azteca		Brine:							
Duration: 27d 1h		Source: Chesapeake Cultures, VA		Age:							
Sample Code		Sample Notes									
Combined Ref		Data from both reference sediments, 15KR082SD and 15KR083SD, were combined into one reference "Combined Ref".									
Sample Code	Sample ID	Sample Date	Receive Date	Sample Age	Client Name	Project					
Combined Ref	04-6258-6262	02 Sep-15	22 Sep-15 11:15	24d 10h							
15KR085SD	19-8292-8550	02 Sep-15 17:00	22 Sep-15 11:15	23d 17h							
Sample Code	Material Type	Sample Source	Station Location		Latitude	Longitude					
Combined Ref	Sediment	Kuskokwim River Sediment Char									
15KR085SD	Sediment	Kuskokwim River Sediment Char									
Data Transform	Zeta	Alt Hyp	Trials	Seed	PMSD	Test Result					
Untransformed	NA	C > T	NA	NA	13.6%						
Equal Variance t Two-Sample Test											
Sample Code	vs	Sample Code	Test Stat	Critical	MSD	DF	P-Value	P-Type	Decision(α:5%)		
Combined Ref		15KR085SD	-1.13	1.717	0.035	22	0.8648	CDF	Non-Significant Effect		
ANOVA Table											
Source	Sum Squares	Mean Square	DF	F Stat	P-Value	Decision(α:5%)					
Between	0.002753549	0.002753549	1	1.278	0.2705	Non-Significant Effect					
Error	0.04741137	0.002155063	22								
Total	0.05016492		23								
Distributional Tests											
Attribute	Test	Test Stat	Critical	P-Value	Decision(α:1%)						
Variances	Variance Ratio F	1.98	7.968	0.3667	Equal Variances						
Distribution	Shapiro-Wilk W Normality	0.9743	0.884	0.7729	Normal Distribution						
Mean Dry Weight-mg Summary											
Group	Count	Mean	95% LCL	95% UCL	Median	Min	Max	Std Err	CV%	%Effect	
Combined Ref	16	0.2544	0.2275	0.2814	0.2587	0.1397	0.3499	0.01264	19.88%	0.0%	
15KR085SD	8	0.2772	0.2471	0.3072	0.2742	0.2317	0.3275	0.01271	12.97%	-8.93%	
Mean Dry Weight-mg Detail											
Group	Rep 1	Rep 2	Rep 3	Rep 4	Rep 5	Rep 6	Rep 7	Rep 8	Rep 9	Rep 10	
Combined Ref	0.2482	0.2673	0.2633	0.2708	0.3499	0.2869	0.2403	0.1397	0.1728	0.2542	
	0.2782	0.2919	0.2352	0.222	0.3162	0.2342					
15KR085SD	0.3081	0.3074	0.2551	0.2451	0.249	0.2934	0.3275	0.2317			

Page 146 of 216

112 of 137

**CETIS Analytical Report**

Report Date: 10 Dec-15 11:43 (p 3 of 20)  
 Test Code: 874-1B 10-4925-1185

12/22/2015

Hyaella 28-d Survival and Growth Sediment Test						Northwestern Aquatic Sciences				
Analysis ID:	13-8958-9850	Endpoint:	Mean Dry Weight-mg	CETIS Version:	CETISv1.8.7					
Analyzed:	10 Dec-15 11:42	Analysis:	Parametric-Two Sample	Official Results:	Yes					
Batch ID:	06-5161-8051	Test Type:	Survival-Growth	Analyst:						
Start Date:	26 Sep-15 10:30	Protocol:	EPA/600/R-99/064 (2000)	Diluent:	Dechlorinated Tap Water					
Ending Date:	23 Oct-15 11:00	Species:	Hyaella azteca	Brine:						
Duration:	27d 1h	Source:	Chesapeake Cultures, VA	Age:						
Sample Code	Sample Notes									
Combined Ref	Data from both reference sediments, 15KR082SD and 15KR083SD, were combined into one reference "Combined Ref".									
Sample Code	Sample ID	Sample Date	Receive Date	Sample Age	Client Name	Project				
Combined Ref	04-6258-6262	02 Sep-15	22 Sep-15 11:15	24d 10h						
15KR087SD	12-9078-6026	02 Sep-15 18:25	22 Sep-15 11:15	23d 16h						
Sample Code	Material Type	Sample Source	Station Location		Latitude	Longitude				
Combined Ref	Sediment	Kuskokwim River Sediment Char								
15KR087SD	Sediment	Kuskokwim River Sediment Char								
Data Transform	Zeta	Alt Hyp	Trials	Seed	PMSD	Test Result				
Untransformed	NA	C > T	NA	NA	14.4%					
Equal Variance t Two-Sample Test										
Sample Code	vs	Sample Code	Test Stat	Critical	MSD	DF	P-Value	P-Type	Decision(α:5%)	
Combined Ref		15KR087SD	0.9923	1.717	0.037	22	0.1659	CDF	Non-Significant Effect	
ANOVA Table										
Source	Sum Squares	Mean Square	DF	F Stat	P-Value	Decision(α:5%)				
Between	0.002385043	0.002385043	1	0.9847	0.3318	Non-Significant Effect				
Error	0.05328718	0.002422145	22							
Total	0.05567222	23								
Distributional Tests										
Attribute	Test	Test Stat	Critical	P-Value	Decision(α:1%)					
Variances	Variance Ratio F	1.2	7.968	0.8475	Equal Variances					
Distribution	Shapiro-Wilk W Normality	0.978	0.884	0.8555	Normal Distribution					
Mean Dry Weight-mg Summary										
Group	Count	Mean	95% LCL	95% UCL	Median	Min	Max	Std Err	CV%	%Effect
Combined Ref	16	0.2544	0.2275	0.2814	0.2587	0.1397	0.3499	0.01264	19.88%	0.0%
15KR087SD	8	0.2333	0.1947	0.2719	0.2195	0.1854	0.3196	0.01632	19.79%	8.31%
Mean Dry Weight-mg Detail										
Group	Rep 1	Rep 2	Rep 3	Rep 4	Rep 5	Rep 6	Rep 7	Rep 8	Rep 9	Rep 10
Combined Ref	0.2482	0.2673	0.2633	0.2708	0.3499	0.2869	0.2403	0.1397	0.1728	0.2542
	0.2782	0.2919	0.2352	0.222	0.3162	0.2342				
15KR087SD	0.2043	0.2378	0.219	0.1963	0.1854	0.284	0.3196	0.2199		

Page 147 of 216

113 of 137

**CETIS Analytical Report**

Report Date: 10 Dec-15 11:43 (p 4 of 20)  
 Test Code: 874-1B 10-4925-1185

12/22/2015

Hyalella 28-d Survival and Growth Sediment Test						Northwestern Aquatic Sciences				
Analysis ID:	17-9540-6842	Endpoint:	Mean Dry Weight-mg	CETIS Version:	CETISv1.8.7					
Analyzed:	10 Dec-15 11:42	Analysis:	Parametric-Two Sample	Official Results:	Yes					
Batch ID:	06-5161-8051	Test Type:	Survival-Growth	Analyst:						
Start Date:	26 Sep-15 10:30	Protocol:	EPA/600/R-99/064 (2000)	Diluent:	Dechlorinated Tap Water					
Ending Date:	23 Oct-15 11:00	Species:	Hyalella azteca	Brine:						
Duration:	27d 1h	Source:	Chesapeake Cultures, VA	Age:						
Sample Code	Sample Notes									
Combined Ref	Data from both reference sediments, 15KR082SD and 15KR083SD, were combined into one reference "Combined Ref".									
Sample Code	Sample ID	Sample Date	Receive Date	Sample Age	Client Name	Project				
Combined Ref	04-6258-6262	02 Sep-15	22 Sep-15 11:15	24d 10h						
15KR088SD	14-8995-5801	02 Sep-15 19:00	22 Sep-15 11:15	23d 16h						
Sample Code	Material Type	Sample Source	Station Location	Latitude	Longitude					
Combined Ref	Sediment	Kuskokwim River Sediment Char								
15KR088SD	Sediment	Kuskokwim River Sediment Char								
Data Transform	Zeta	Alt Hyp	Trials	Seed	PMSD	Test Result				
Untransformed	NA	C > T	NA	NA	13.1%					
Equal Variance t Two-Sample Test										
Sample Code	vs	Sample Code	Test Stat	Critical	MSD	DF	P-Value	P-Type	Decision(α:5%)	
Combined Ref		15KR088SD	-1.281	1.717	0.033	22	0.8933	CDF	Non-Significant Effect	
ANOVA Table										
Source	Sum Squares	Mean Square	DF	F Stat	P-Value	Decision(α:5%)				
Between	0.003323286	0.003323286	1	1.642	0.2134	Non-Significant Effect				
Error	0.04452209	0.002023731	22							
Total	0.04784538		23							
Distributional Tests										
Attribute	Test	Test Stat	Critical	P-Value	Decision(α:1%)					
Variances	Variance Ratio F	2.909	7.968	0.1586	Equal Variances					
Distribution	Shapiro-Wilk W Normality	0.9663	0.884	0.5767	Normal Distribution					
Mean Dry Weight-mg Summary										
Group	Count	Mean	95% LCL	95% UCL	Median	Min	Max	Std Err	CV%	%Effect
Combined Ref	16	0.2544	0.2275	0.2814	0.2587	0.1397	0.3499	0.01264	19.88%	0.0%
15KR088SD	8	0.2794	0.2546	0.3042	0.2772	0.2332	0.3259	0.01048	10.61%	-9.81%
Mean Dry Weight-mg Detail										
Group	Rep 1	Rep 2	Rep 3	Rep 4	Rep 5	Rep 6	Rep 7	Rep 8	Rep 9	Rep 10
Combined Ref	0.2482	0.2673	0.2633	0.2708	0.3499	0.2869	0.2403	0.1397	0.1728	0.2542
15KR088SD	0.2782	0.2919	0.2352	0.222	0.3162	0.2342				
15KR088SD	0.3259	0.2711	0.2704	0.2513	0.2944	0.2332	0.2833	0.3056		

Page 148 of 216

114 of 137

**CETIS Analytical Report**

Report Date: 10 Dec-15 11:43 (p 5 of 20)  
 Test Code: 874-1B 10-4925-1185

12/22/2015

Hyalella 28-d Survival and Growth Sediment Test						Northwestern Aquatic Sciences					
Analysis ID: 04-8294-7655		Endpoint: Mean Dry Weight-mg		CETIS Version: CETISv1.8.7		Analyzed: 10 Dec-15 11:42		Analysis: Parametric-Two Sample		Official Results: Yes	
Batch ID: 06-5161-8051		Test Type: Survival-Growth		Analyst:		Start Date: 26 Sep-15 10:30		Protocol: EPA/600/R-99/064 (2000)		Diluent: Dechlorinated Tap Water	
Ending Date: 23 Oct-15 11:00		Species: Hyalella azteca		Brine:		Duration: 27d 1h		Source: Chesapeake Cultures, VA		Age:	
Sample Code		Sample Notes									
Combined Ref		Data from both reference sediments, 15KR082SD and 15KR083SD, were combined into one reference "Combined Ref".									
Sample Code	Sample ID	Sample Date	Receive Date	Sample Age	Client Name	Project					
Combined Ref	04-6258-6262	02 Sep-15	22 Sep-15 11:15	24d 10h							
15KR089SD	09-2513-6691	06 Sep-15 13:30	22 Sep-15 11:15	19d 21h							
Sample Code	Material Type	Sample Source	Station Location	Latitude	Longitude						
Combined Ref	Sediment	Kuskokwim River Sediment Char									
15KR089SD	Sediment	Kuskokwim River Sediment Char									
Data Transform	Zeta	Alt Hyp	Trials	Seed	PMSD	Test Result					
Untransformed	NA	C > T	NA	NA	13.1%						
Equal Variance t Two-Sample Test											
Sample Code	vs	Sample Code	Test Stat	Critical	MSD	DF	P-Value	P-Type	Decision(α:5%)		
Combined Ref		15KR089SD	1.437	1.717	0.033	22	0.0824	CDF	Non-Significant Effect		
ANOVA Table											
Source	Sum Squares	Mean Square	DF	F Stat	P-Value	Decision(α:5%)					
Between	0.004180111	0.004180111	1	2.065	0.1648	Non-Significant Effect					
Error	0.04454258	0.002024663	22								
Total	0.04872269		23								
Distributional Tests											
Attribute	Test	Test Stat	Critical	P-Value	Decision(α:1%)						
Variances	Variance Ratio F	2.899	7.968	0.1599	Equal Variances						
Distribution	Shapiro-Wilk W Normality	0.9617	0.884	0.4738	Normal Distribution						
Mean Dry Weight-mg Summary											
Group	Count	Mean	95% LCL	95% UCL	Median	Min	Max	Std Err	CV%	%Effect	
Combined Ref	16	0.2544	0.2275	0.2814	0.2587	0.1397	0.3499	0.01264	19.88%	0.0%	
15KR089SD	8	0.2264	0.2016	0.2513	0.2353	0.181	0.2688	0.0105	13.12%	11.0%	
Mean Dry Weight-mg Detail											
Group	Rep 1	Rep 2	Rep 3	Rep 4	Rep 5	Rep 6	Rep 7	Rep 8	Rep 9	Rep 10	
Combined Ref	0.2482	0.2673	0.2633	0.2708	0.3499	0.2869	0.2403	0.1397	0.1728	0.2542	
15KR089SD	0.2382	0.2688	0.2324	0.181	0.2455	0.2386	0.2207	0.1864			

Page 149 of 216

115 of 137

**CETIS Analytical Report**

Report Date: 10 Dec-15 11:43 (p 6 of 20)  
 Test Code: 874-1B | 10-4925-1185

12/22/2015

Hyalella 28-d Survival and Growth Sediment Test						Northwestern Aquatic Sciences				
Analysis ID:	09-0988-9663	Endpoint:	Mean Dry Weight-mg	CETIS Version:	CETISv1.8.7					
Analyzed:	10 Dec-15 11:42	Analysis:	Parametric-Two Sample	Official Results:	Yes					
Batch ID:	06-5161-8051	Test Type:	Survival-Growth	Analyst:						
Start Date:	26 Sep-15 10:30	Protocol:	EPA/600/R-99/064 (2000)	Diluent:	Dechlorinated Tap Water					
Ending Date:	23 Oct-15 11:00	Species:	Hyalella azteca	Brine:						
Duration:	27d 1h	Source:	Chesapeake Cultures, VA	Age:						
Sample Code	Sample Notes									
Combined Ref	Data from both reference sediments, 15KR082SD and 15KR083SD, were combined into one reference "Combined Ref".									
Sample Code	Sample ID	Sample Date	Receive Date	Sample Age	Client Name	Project				
Combined Ref	04-6258-6262	02 Sep-15	22 Sep-15 11:15	24d 10h						
15KR090SD	19-8991-2116	03 Sep-15 09:44	22 Sep-15 11:15	23d 1h						
Sample Code	Material Type	Sample Source	Station Location		Latitude	Longitude				
Combined Ref	Sediment	Kuskokwim River Sediment Char								
15KR090SD	Sediment	Kuskokwim River Sediment Char								
Data Transform	Zeta	Alt Hyp	Trials	Seed	PMSD	Test Result				
Untransformed	NA	C > T	NA	NA	14.2%					
Equal Variance t Two-Sample Test										
Sample Code	vs	Sample Code	Test Stat	Critical	MSD	DF	P-Value	P-Type	Decision(α:5%)	
Combined Ref		15KR090SD	1.515	1.717	0.036	22	0.0720	CDF	Non-Significant Effect	
ANOVA Table										
Source	Sum Squares	Mean Square	DF	F Stat	P-Value	Decision(α:5%)				
Between	0.005396009	0.005396009	1	2.296	0.1440	Non-Significant Effect				
Error	0.0517142	0.002350645	22							
Total	0.05711021		23							
Distributional Tests										
Attribute	Test	Test Stat	Critical	P-Value	Decision(α:1%)					
Variances	Variance Ratio F	1.341	7.968	0.7225	Equal Variances					
Distribution	Shapiro-Wilk W Normality	0.9722	0.884	0.7211	Normal Distribution					
Mean Dry Weight-mg Summary										
Group	Count	Mean	95% LCL	95% UCL	Median	Min	Max	Std Err	CV%	%Effect
Combined Ref	16	0.2544	0.2275	0.2814	0.2587	0.1397	0.3499	0.01264	19.88%	0.0%
15KR090SD	8	0.2226	0.1861	0.2591	0.2222	0.173	0.3084	0.01544	19.61%	12.5%
Mean Dry Weight-mg Detail										
Group	Rep 1	Rep 2	Rep 3	Rep 4	Rep 5	Rep 6	Rep 7	Rep 8	Rep 9	Rep 10
Combined Ref	0.2482	0.2673	0.2633	0.2708	0.3499	0.2869	0.2403	0.1397	0.1728	0.2542
	0.2782	0.2919	0.2352	0.222	0.3162	0.2342				
15KR090SD	0.1732	0.3084	0.2062	0.2249	0.251	0.2237	0.173	0.2207		

Page 150 of 216

116 of 137



**CETIS Analytical Report**

Report Date: 16 Dec-15 11:34 (p 1 of 1)  
 Test Code: 874-1B 10-4925-1185

12/22/2015

Hyalella 28-d Survival and Growth Sediment Test						Northwestern Aquatic Sciences				
Analysis ID:	05-3566-2993	Endpoint:	Mean Dry Weight-mg	CETIS Version:	CETISv1.8.7					
Analyzed:	16 Dec-15 11:33	Analysis:	Parametric-Two Sample	Official Results:	Yes					
Batch ID:	06-5161-8051	Test Type:	Survival-Growth	Analyst:						
Start Date:	26 Sep-15 10:30	Protocol:	EPA/600/R-99/064 (2000)	Diluent:	Dechlorinated Tap Water					
Ending Date:	23 Oct-15 11:00	Species:	Hyalella azteca	Brine:						
Duration:	27d 1h	Source:	Chesapeake Cultures, VA	Age:						
Sample Code	Sample Notes									
Combined Ref	Data from both reference sediments, 15KR082SD and 15KR083SD, were combined into one reference "Combined Ref".									
Sample Code	Sample ID	Sample Date	Receive Date	Sample Age	Client Name	Project				
Combined Ref	04-6258-6262	02 Sep-15	22 Sep-15 11:15	24d 10h						
15KR091SD	17-1206-1859	06 Sep-15 17:30	22 Sep-15 11:15	19d 17h						
Sample Code	Material Type	Sample Source	Station Location		Latitude	Longitude				
Combined Ref	Sediment	Kuskokwim River Sediment Char								
15KR091SD	Sediment	Kuskokwim River Sediment Char								
Data Transform	Zeta	Alt Hyp	Trials	Seed	PMSD	Test Result				
Untransformed	NA	C > T	NA	NA	14.0%					
Equal Variance t Two-Sample Test										
Sample Code	vs	Sample Code	Test Stat	Critical	MSD	DF	P-Value	P-Type	Decision(α:5%)	
Combined Ref		15KR091SD	0.6149	1.717	0.036	22	0.2725	CDF	Non-Significant Effect	
ANOVA Table										
Source	Sum Squares	Mean Square	DF	F Stat	P-Value	Decision(α:5%)				
Between	0.0008714955	0.0008714955	1	0.3781	0.5449	Non-Significant Effect				
Error	0.05070822	0.002304919	22							
Total	0.05157971		23							
Distributional Tests										
Attribute	Test	Test Stat	Critical	P-Value	Decision(α:1%)					
Variances	Variance Ratio F	1.451	7.968	0.6397	Equal Variances					
Distribution	Shapiro-Wilk W Normality	0.9838	0.884	0.9548	Normal Distribution					
Mean Dry Weight-mg Summary										
Sample Code	Count	Mean	95% LCL	95% UCL	Median	Min	Max	Std Err	CV%	%Effect
Combined Ref	16	0.2544	0.2275	0.2814	0.2587	0.1397	0.3499	0.01264	19.88%	0.0%
15KR091SD	8	0.2417	0.2066	0.2768	0.2358	0.1895	0.314	0.01485	17.38%	5.02%
Mean Dry Weight-mg Detail										
Sample Code	Rep 1	Rep 2	Rep 3	Rep 4	Rep 5	Rep 6	Rep 7	Rep 8	Rep 9	Rep 10
Combined Ref	0.2482	0.2673	0.2633	0.2708	0.3499	0.2869	0.2403	0.1397	0.1728	0.2542
	0.2782	0.2919	0.2352	0.222	0.3162	0.2342				
15KR091SD	0.314	0.1895	0.229	0.278	0.2009	0.2645	0.2148	0.2426		

Page 151 of 216

117 of 137

**CETIS Analytical Report**

Report Date: 10 Dec-15 11:43 (p 8 of 20)  
 Test Code: 874-1B 10-4925-1185

12/22/2015

Hyalella 28-d Survival and Growth Sediment Test						Northwestern Aquatic Sciences				
Analysis ID:	04-5974-6207	Endpoint:	Mean Dry Weight-mg	CETIS Version:	CETISv1.8.7					
Analyzed:	10 Dec-15 11:42	Analysis:	Parametric-Two Sample	Official Results:	Yes					
Batch ID:	06-5161-8051	Test Type:	Survival-Growth	Analyst:						
Start Date:	26 Sep-15 10:30	Protocol:	EPA/600/R-99/064 (2000)	Diluent:	Dechlorinated Tap Water					
Ending Date:	23 Oct-15 11:00	Species:	Hyalella azteca	Brine:						
Duration:	27d 1h	Source:	Chesapeake Cultures, VA	Age:						
Sample Code	Sample Notes									
Combined Ref	Data from both reference sediments, 15KR082SD and 15KR083SD, were combined into one reference "Combined Ref".									
Sample Code	Sample ID	Sample Date	Receive Date	Sample Age	Client Name	Project				
Combined Ref	04-6258-6262	02 Sep-15	22 Sep-15 11:15	24d 10h						
15KR092SD	11-6812-3165	03 Sep-15 11:40	22 Sep-15 11:15	22d 23h						
Sample Code	Material Type	Sample Source	Station Location		Latitude	Longitude				
Combined Ref	Sediment	Kuskokwim River Sediment Char								
15KR092SD	Sediment	Kuskokwim River Sediment Char								
Data Transform	Zeta	Alt Hyp	Trials	Seed	PMSD	Test Result				
Untransformed	NA	C > T	NA	NA	12.8%					
Equal Variance t Two-Sample Test										
Sample Code	vs	Sample Code	Test Stat	Critical	MSD	DF	P-Value	P-Type	Decision(α:5%)	
Combined Ref		15KR092SD	1.427	1.717	0.033	22	0.0838	CDF	Non-Significant Effect	
ANOVA Table										
Source	Sum Squares	Mean Square	DF	F Stat	P-Value	Decision(α:5%)				
Between	0.003924471	0.003924471	1	2.037	0.1676	Non-Significant Effect				
Error	0.04238605	0.001926639	22							
Total	0.04631052		23							
Distributional Tests										
Attribute	Test	Test Stat	Critical	P-Value	Decision(α:1%)					
Variances	Variance Ratio F	4.454	7.968	0.0535	Equal Variances					
Distribution	Shapiro-Wilk W Normality	0.9454	0.884	0.2144	Normal Distribution					
Mean Dry Weight-mg Summary										
Group	Count	Mean	95% LCL	95% UCL	Median	Min	Max	Std Err	CV%	%Effect
Combined Ref	16	0.2544	0.2275	0.2814	0.2587	0.1397	0.3499	0.01264	19.88%	0.0%
15KR092SD	8	0.2273	0.2073	0.2474	0.2305	0.1791	0.2613	0.008472	10.54%	10.66%
Mean Dry Weight-mg Detail										
Group	Rep 1	Rep 2	Rep 3	Rep 4	Rep 5	Rep 6	Rep 7	Rep 8	Rep 9	Rep 10
Combined Ref	0.2482	0.2673	0.2633	0.2708	0.3499	0.2869	0.2403	0.1397	0.1728	0.2542
15KR092SD	0.2782	0.2919	0.2352	0.222	0.3162	0.2342				
15KR092SD	0.2369	0.2422	0.2289	0.2321	0.1791	0.2613	0.2249	0.2132		

Page 152 of 216

118 of 137

**CETIS Analytical Report**

Report Date: 10 Dec-15 11:43 (p 9 of 20)  
 Test Code: 874-1B, 10-4925-1185

12/22/2015

Hyalella 28-d Survival and Growth Sediment Test						Northwestern Aquatic Sciences					
Analysis ID: 08-2335-3477		Endpoint: Mean Dry Weight-mg		CETIS Version: CETISv1.8.7							
Analyzed: 10 Dec-15 11:42		Analysis: Parametric-Two Sample		Official Results: Yes							
Batch ID: 06-5161-8051		Test Type: Survival-Growth		Analyst:							
Start Date: 26 Sep-15 10:30		Protocol: EPA/600/R-99/064 (2000)		Diluent: Dechlorinated Tap Water							
Ending Date: 23 Oct-15 11:00		Species: Hyalella azteca		Brine:							
Duration: 27d 1h		Source: Chesapeake Cultures, VA		Age:							
Sample Code		Sample Notes									
Combined Ref		Data from both reference sediments, 15KR082SD and 15KR083SD, were combined into one reference "Combined Ref".									
Sample Code	Sample ID	Sample Date	Receive Date	Sample Age	Client Name	Project					
Combined Ref	04-6258-6262	02 Sep-15	22 Sep-15 11:15	24d 10h							
15KR093SD	12-3637-7543	06 Sep-15 19:30	22 Sep-15 11:15	19d 15h							
Sample Code	Material Type	Sample Source	Station Location		Latitude	Longitude					
Combined Ref	Sediment	Kuskokwim River Sediment Char									
15KR093SD	Sediment	Kuskokwim River Sediment Char									
Data Transform	Zeta	Alt Hyp	Trials	Seed	PMSD	Test Result					
Untransformed	NA	C > T	NA	NA	12.9%						
Equal Variance t Two-Sample Test											
Sample Code	vs	Sample Code	Test Stat	Critical	MSD	DF	P-Value	P-Type	Decision( $\alpha$ :5%)		
Combined Ref		15KR093SD	2.792	1.717	0.033	22	0.0053	CDF	Significant Effect		
ANOVA Table											
Source	Sum Squares	Mean Square	DF	F Stat	P-Value	Decision( $\alpha$ :5%)					
Between	0.01529168	0.01529168	1	7.795	0.0106	Significant Effect					
Error	0.04315829	0.001961741	22								
Total	0.05844998		23								
Distributional Tests											
Attribute	Test	Test Stat	Critical	P-Value	Decision( $\alpha$ :1%)						
Variances	Variance Ratio F	3.736	7.968	0.0853	Equal Variances						
Distribution	Shapiro-Wilk W Normality	0.9537	0.884	0.3258	Normal Distribution						
Mean Dry Weight-mg Summary											
Group	Count	Mean	95% LCL	95% UCL	Median	Min	Max	Std Err	CV%	%Effect	
Combined Ref	16	0.2544	0.2275	0.2814	0.2587	0.1397	0.3499	0.01264	19.88%	0.0%	
15KR093SD	8	0.2009	0.179	0.2228	0.2035	0.1526	0.2412	0.00925	13.02%	21.04%	
Mean Dry Weight-mg Detail											
Group	Rep 1	Rep 2	Rep 3	Rep 4	Rep 5	Rep 6	Rep 7	Rep 8	Rep 9	Rep 10	
Combined Ref	0.2482	0.2673	0.2633	0.2708	0.3499	0.2869	0.2403	0.1397	0.1728	0.2542	
15KR093SD	0.2782	0.2919	0.2352	0.222	0.3162	0.2342					
15KR093SD	0.1928	0.2061	0.1838	0.1526	0.2412	0.2098	0.2009	0.22			

Page 153 of 216

119 of 137

**CETIS Analytical Report**

Report Date: 10 Dec-15 11:43 (p 10 of 20)  
 Test Code: 874-1B 10-4925-1185

12/22/2015

Hyalella 28-d Survival and Growth Sediment Test						Northwestern Aquatic Sciences					
Analysis ID: 12-0805-4796		Endpoint: Mean Dry Weight-mg		CETIS Version: CETISv1.8.7							
Analyzed: 10 Dec-15 11:42		Analysis: Parametric Two Sample		Official Results: Yes							
Batch ID: 06-5161-8051		Test Type: Survival-Growth		Analyst:							
Start Date: 26 Sep-15 10:30		Protocol: EPA/600/R-99/064 (2000)		Diluent: Dechlorinated Tap Water							
Ending Date: 23 Oct-15 11:00		Species: Hyalella azteca		Brine:							
Duration: 27d 1h		Source: Chesapeake Cultures, VA		Age:							
Sample Code		Sample Notes									
Combined Ref		Data from both reference sediments, 15KR082SD and 15KR083SD, were combined into one reference "Combined Ref".									
Sample Code	Sample ID	Sample Date	Receive Date	Sample Age	Client Name	Project					
Combined Ref	04-6258-6262	02 Sep-15	22 Sep-15 11:15	24d 10h							
15KR099SD	20-3303-6234	05 Sep-15 10:50	22 Sep-15 11:15	21d							
Sample Code	Material Type	Sample Source	Station Location			Latitude	Longitude				
Combined Ref	Sediment	Kuskokwim River Sediment Char									
15KR099SD	Sediment	Kuskokwim River Sediment Char									
Data Transform	Zeta	Alt Hyp	Trials	Seed	PMSD	Test Result					
Untransformed	NA	C > T	NA	NA	13.8%						
Equal Variance t Two-Sample Test											
Sample Code	vs	Sample Code	Test Stat	Critical	MSD	DF	P-Value	P-Type	Decision(α:5%)		
Combined Ref		15KR099SD	-1.026	1.717	0.035	22	0.8419	CDF	Non-Significant Effect		
ANOVA Table											
Source	Sum Squares	Mean Square	DF	F Stat	P-Value	Decision(α:5%)					
Between	0.002339167	0.002339167	1	1.052	0.3163	Non-Significant Effect					
Error	0.04893388	0.002224267	22								
Total	0.05127304		23								
Distributional Tests											
Attribute	Test	Test Stat	Critical	P-Value	Decision(α:1%)						
Variances	Variance Ratio F	1.694	7.968	0.4915	Equal Variances						
Distribution	Shapiro-Wilk W Normality	0.9676	0.884	0.6073	Normal Distribution						
Mean Dry Weight-mg Summary											
Group	Count	Mean	95% LCL	95% UCL	Median	Min	Max	Std Err	CV%	%Effect	
Combined Ref	16	0.2544	0.2275	0.2814	0.2587	0.1397	0.3499	0.01264	19.88%	0.0%	
15KR099SD	8	0.2754	0.2429	0.3079	0.2688	0.2352	0.356	0.01374	14.11%	-8.23%	
Mean Dry Weight-mg Detail											
Group	Rep 1	Rep 2	Rep 3	Rep 4	Rep 5	Rep 6	Rep 7	Rep 8	Rep 9	Rep 10	
Combined Ref	0.2482	0.2673	0.2633	0.2708	0.3499	0.2869	0.2403	0.1397	0.1728	0.2542	
	0.2782	0.2919	0.2352	0.222	0.3162	0.2342					
15KR099SD	0.2834	0.356	0.2367	0.2633	0.2352	0.2743	0.2579	0.2963			

Page 154 of 216

120 of 137

**CETIS Data Entry for Combined Reference Comparisons**

CETIS Test Data Worksheet

*data entry verified  
against laboratory  
bench sheets 12-14-15 JRC*

Report Date:  
Test Code:

10 Dec-15 11:36 (p 1 of 4)  
10-4925-1185-874-1B

12/22/2015

<b>Hyalella 28-d Survival and Growth Sediment Test</b>						<b>Northwestern Aquatic Sciences</b>			
<b>Start Date:</b>	26 Sep-15 10:30	<b>Species:</b>	Hyalella azteca		<b>Sample Code:</b>	Combined Ref			
<b>End Date:</b>	23 Oct-15 11:00	<b>Protocol:</b>	EPA/600/R-99/064 (2000)		<b>Sample Source:</b>	Kuskokwim River Sediment Charact			
<b>Sample Date:</b>	02 Sep-15	<b>Material:</b>	Sediment		<b>Sample Station:</b>				

Group	Rep	Pos	# Exposed	# Survived	Total Weight-mg	Tare Weight-mg	Pan Count	Mean Length-mm	Initial Wgt
Combined Ref	1	101	10	6	31.579	30.09	6		
Combined Ref	2	161	10	6	32.036	30.432	6		
Combined Ref	3	122	10	7	33.77	31.927	7		
Combined Ref	4	3	10	10	35.049	32.341	10		
Combined Ref	5	186	10	9	33.361	30.212	9		
Combined Ref	6	43	10	9	35.644	33.062	9		
Combined Ref	7	146	10	9	33.446	31.283	9		
Combined Ref	8	17	10	9	33.078	31.821	9		
Combined Ref	9	12	10	10	32.812	30.884	10		
Combined Ref	10	124	10	10	32.344	29.802	10		
Combined Ref	11	39	10	9	32.398	29.894	9		
Combined Ref	12	66	10	10	32.036	29.117	10		
Combined Ref	13	141	10	9	31.857	29.74	9		
Combined Ref	14	18	10	9	33.815	31.817	9		
Combined Ref	15	125	10	10	32.819	29.657	10		
Combined Ref	16	26	10	10	33.35	31.008	10		
15KR084SD	1	153	10	9	32.01	29.77	9		
15KR084SD	2	78	10	10	31.244	28.889	10		
15KR084SD	3	29	10	7	31.995	30.288	7		
15KR084SD	4	79	10	10	33.528	30.957	10		
15KR084SD	5	148	10	10	34.74	32.748	10		
15KR084SD	6	167	10	9	32.884	30.774	9		
15KR084SD	7	61	10	9	30.55	28.507	9		
15KR084SD	8	112	10	10	33.819	31.168	10		
15KR084SD	9	42							
15KR084SD	10	33							
15KR084SD	11	116							
15KR084SD	12	103							
15KR084SD	13	58							
15KR084SD	14	52							
15KR084SD	15	110							
15KR084SD	16	92							
15KR085SD	1	142	10	10	34.49	31.409	10		
15KR085SD	2	134	10	9	34.12	31.353	9		
15KR085SD	3	95	10	10	32.718	30.167	10		
15KR085SD	4	173	10	9	31.871	29.665	9		
15KR085SD	5	96	10	10	33.274	30.784	10		
15KR085SD	6	155	10	8	31.805	29.458	8		
15KR085SD	7	58	10	8	32.36	29.74	8		
15KR085SD	8	169	10	10	32.3	29.983	10		
15KR085SD	9	88							
15KR085SD	10	24							
15KR085SD	11	172							
15KR085SD	12	84							
15KR085SD	13	99							
15KR085SD	14	154							
15KR085SD	15	2							

Page 156 of 216

CETIS Test Data Worksheet

Report Date: 10 Dec-15 11:36 (p 2 of 4)  
 Test Code: 10-4925-1185(874-1B)

Group	Rep	Pos	# Exposed	# Survived	Total Weight-mg	Tare Weight-mg	Pan Count	Mean Length-mm	InitialWgt
15KR085SD	16	28							
15KR087SD	1	4	10	9	30.292	28.453	9		
15KR087SD	2	80	10	10	32.639	30.261	10		
15KR087SD	3	105	10	8	30.944	29.192	8		
15KR087SD	4	132	10	10	30.702	28.739	10		
15KR087SD	5	72	10	9	32.181	30.512	9		
15KR087SD	6	137	10	6	31.806	29.902	6		
15KR087SD	7	149	10	10	35.769	32.573	10		
15KR087SD	8	115	10	10	31.764	29.565	10		
15KR087SD	9	90							
15KR087SD	10	21							
15KR087SD	11	47							
15KR087SD	12	175							
15KR087SD	13	93							
15KR087SD	14	84							
15KR087SD	15	104							
15KR087SD	16	55							
15KR088SD	1	27	10	7	32.57	30.289	7		
15KR088SD	2	40	10	9	32.872	30.432	9		
15KR088SD	3	14	10	10	32.724	30.02	10		
15KR088SD	4	15	10	9	33.433	31.171	9		
15KR088SD	5	9	10	7	34.413	32.352	7		
15KR088SD	6	82	10	9	33.955	31.856	9		
15KR088SD	7	22	10	10	34.32	31.487	10		
15KR088SD	8	164	10	10	33.804	30.748	10		
15KR088SD	9	59							
15KR088SD	10	131							
15KR088SD	11	143							
15KR088SD	12	48							
15KR088SD	13	37							
15KR088SD	14	5							
15KR088SD	15	150							
15KR088SD	16	151							
15KR089SD	1	174	10	9	32.011	29.867	9		
15KR089SD	2	45	10	4	33.598	32.523	4		
15KR089SD	3	49	10	7	32.4	30.773	7		
15KR089SD	4	114	10	6	31.173	30.087	6		
15KR089SD	5	86	10	4	31.579	30.597	4		
15KR089SD	6	87	10	7	31.978	30.308	7		
15KR089SD	7	70	10	7	33.26	31.715	7		
15KR089SD	8	111	10	5	30.234	29.302	5		
15KR089SD	9	31							
15KR089SD	10	38							
15KR089SD	11	78							
15KR089SD	12	75							
15KR089SD	13	176							
15KR089SD	14	34							
15KR089SD	15	6							
15KR089SD	16	89							
15KR090SD	1	118	10	10	30.65	28.918	10		
15KR090SD	2	168	10	10	35.525	32.441	10		
15KR090SD	3	51	10	10	31.952	29.89	10		

12/22/2015

Page 157 of 216

122 of 137

**CETIS Test Data Worksheet**

Report Date:

16 Dec-15 11:01 (p 3 of 4)

Test Code:

10-4925-1185/874-1B

Sample Code	Rep	Pos	# Exposed	# Survived	Total Weight-mg	Tare Weight-mg	Pan Count	Mean Length-mm	InitialWgt
15KR090SD	4	171	10	9	32.574	30.55	9		
15KR090SD	5	85	10	5	32.441	31.186	5		
15KR090SD	6	69	10	10	33.032	30.795	10		
15KR090SD	7	44	10	10	33.962	32.232	10		
15KR090SD	8	158	10	10	34.426	32.219	10		
15KR090SD	9	145							
15KR090SD	10	10							
15KR090SD	11	16							
15KR090SD	12	36							
15KR090SD	13	144							
15KR090SD	14	138							
15KR090SD	15	77							
15KR090SD	16	25							
15KR091SD	1	57	10	4	32.463	31.207	4		
15KR091SD	2	129	10	8	33.006	31.49	8		
15KR091SD	3	65	10	7	30.968	29.365	7		
15KR091SD	4	121	10	6	35.814	34.146	6		
15KR091SD	5	11	10	7	35.086	33.68	7		
15KR091SD	6	63	10	6	30.97	29.383	6		
15KR091SD	7	133	10	6	31.944	30.655	6		
15KR091SD	8	54	10	5	34.934	33.721	5		
15KR091SD	9	123							
15KR091SD	10	41							
15KR091SD	11	7							
15KR091SD	12	46							
15KR091SD	13	1							
15KR091SD	14	120							
15KR091SD	15	23							
15KR091SD	16	13							
15KR092SD	1	136	10	10	31.08	28.711	10		
15KR092SD	2	162	10	10	32.862	30.44	10		
15KR092SD	3	113	10	10	34.464	32.175	10		
15KR092SD	4	68	10	8	34.064	32.207	8		
15KR092SD	5	73	10	9	32.041	30.429	9		
15KR092SD	6	102	10	8	30.875	28.785	8		
15KR092SD	7	32	10	7	31.971	30.397	7		
15KR092SD	8	100	10	10	33.075	30.943	10		
15KR092SD	9	19							
15KR092SD	10	98							
15KR092SD	11	126							
15KR092SD	12	106							
15KR092SD	13	109							
15KR092SD	14	152							
15KR092SD	15	60							
15KR092SD	16	35							
15KR093SD	1	8	10	9	30.492	28.757	9		
15KR093SD	2	94	10	7	33.992	32.549	7		
15KR093SD	3	127	10	10	32.606	30.768	10		
15KR093SD	4	156	10	9	31.615	30.242	9		
15KR093SD	5	160	10	5	33.917	32.711	5		
15KR093SD	6	157	10	6	32.392	31.133	6		
15KR093SD	7	83	10	8	32.197	30.59	8		

12/22/2015

Page 158 of 216



**CETIS Test Data Worksheet**

Report Date: 10 Dec-15 11:36 (p 4 of 4)  
 Test Code: 10-4925-1188/874-1B

Group	Rep	Pos	# Exposed	# Survived	Total Weight-mg	Tare Weight-mg	Pan Count	Mean Length-mm	InitialWgt
15KR093SD	8	97	10	2	31.246	30.806	2		
15KR093SD	9	107							
15KR093SD	10	170							
15KR093SD	11	117							
15KR093SD	12	130							
15KR093SD	13	30							
15KR093SD	14	50							
15KR093SD	15	165							
15KR093SD	16	81							
15KR099SD	1	108	10	9	31.436	28.885	9		
15KR099SD	2	53	10	7	33.706	31.214	7		
15KR099SD	3	74	10	9	31.517	29.387	9		
15KR099SD	4	147	10	9	32.525	30.155	9		
15KR099SD	5	135	10	10	33.091	30.739	10		
15KR099SD	6	91	10	8	32.882	30.688	8		
15KR099SD	7	20	10	10	33.235	30.656	10		
15KR099SD	8	67	10	10	35.653	32.69	10		
15KR099SD	9	159							
15KR099SD	10	62							
15KR099SD	11	128							
15KR099SD	12	163							
15KR099SD	13	140							
15KR099SD	14	119							
15KR099SD	15	139							
15KR099SD	16	71							

12/22/2015

Page 159 of 216

124 of 137

**Water Quality Data**

BKR	NAS	CLIENT	DESCRIP	REPL	DAY	Overlying water						
						TEMP	DO	COND	pH	NH3	HARD	ALK
15	5438G	15KR093SD		8	0	23.5	8.0	113	6.6	<0.1	34	50
43	5428G	15KR082SD		8	0	22.9	7.9	111	6.6	<0.1	34	50
44	5436G	15KR091SD		8	0	22.9	7.8	113	6.6	<0.1	34	50
64	5430G	15KR084SD		8	0	23.0	8.1	116	6.5	<0.1	34	40
66	5433G	15KR088SD		8	0	22.9	8.0	104	6.5	0.3	34	50
67	5429G	15KR083SD		8	0	22.9	8.0	109	6.6	<0.1	34	50
72	5427G	Control		8	0	22.7	7.7	290	6.8	<0.1	34	40
79	5432G	15KR087SD		8	0	22.7	8.0	120	6.7	0.1	34	40
83	5437G	15KR092SD		8	0	22.9	7.9	114	6.6	0.1	34	40
86	5434G	15KR089SD		8	0	22.8	7.8	123	6.6	0.1	34	50
89	5435G	15KR090SD		8	0	22.9	8.1	117	6.6	<0.1	34	50
97	5431G	15KR085SD		8	0	22.9	8.0	113	6.7	0.1	26	40
99	5439G	15KR099SD		8	0	23.0	8.2	113	6.8	<0.1	34	50
15	5438G	15KR093SD		8	1	23.5						
43	5428G	15KR082SD		8	1	23.4						
44	5436G	15KR091SD		8	1	23.4						
64	5430G	15KR084SD		8	1	23.6						
66	5433G	15KR088SD		8	1	23.7						
67	5429G	15KR083SD		8	1	23.6						
72	5427G	Control		8	1	23.5						
79	5432G	15KR087SD		8	1	23.3						
83	5437G	15KR092SD		8	1	23.5						
86	5434G	15KR089SD		8	1	23.5						
89	5435G	15KR090SD		8	1	23.5						
97	5431G	15KR085SD		8	1	23.8						
99	5439G	15KR099SD		8	1	23.9						
15	5438G	15KR093SD		8	2	23.0						
43	5428G	15KR082SD		8	2	22.4						
44	5436G	15KR091SD		8	2	22.4						
64	5430G	15KR084SD		8	2	22.5						
66	5433G	15KR088SD		8	2	22.2						
67	5429G	15KR083SD		8	2	22.1						
72	5427G	Control		8	2	22.1						
79	5432G	15KR087SD		8	2	22.3						
83	5437G	15KR092SD		8	2	22.1						
86	5434G	15KR089SD		8	2	22.3						
89	5435G	15KR090SD		8	2	22.5						
97	5431G	15KR085SD		8	2	22.5						
99	5439G	15KR099SD		8	2	22.7						
15	5438G	15KR093SD		8	3	22.5	7.9		6.7			
43	5428G	15KR082SD		8	3	22.9	7.9		6.7			
44	5436G	15KR091SD		8	3	22.1	7.9		6.7			
64	5430G	15KR084SD		8	3	22.0	7.8		6.6			
66	5433G	15KR088SD		8	3	23.0	7.8		6.7			
67	5429G	15KR083SD		8	3	22.7	7.8		6.8			
72	5427G	Control		8	3	22.6	7.4		6.9			
79	5432G	15KR087SD		8	3	23.1	7.6		6.7			
83	5437G	15KR092SD		8	3	22.7	7.4		6.7			
86	5434G	15KR089SD		8	3	23.0	7.4		6.8			
89	5435G	15KR090SD		8	3	23.3	7.4		6.9			
97	5431G	15KR085SD		8	3	23.3	7.7		6.9			
99	5439G	15KR099SD		8	3	23.5	7.9		6.9			
15	5438G	15KR093SD		8	4	23.8						
43	5428G	15KR082SD		8	4	23.0						
44	5436G	15KR091SD		8	4	23.3						
64	5430G	15KR084SD		8	4	23.2						
66	5433G	15KR088SD		8	4	23.0						
67	5429G	15KR083SD		8	4	22.9						
72	5427G	Control		8	4	22.8						
79	5432G	15KR087SD		8	4	23.1						
83	5437G	15KR092SD		8	4	22.9						
86	5434G	15KR089SD		8	4	23.1						

data entry  
verified  
against  
laboratory bench  
Sheets 12-15-15  
JRF

89	5435G	15KR090SD	8	4	23.3				
97	5431G	15KR085SD	8	4	23.4				
99	5439G	15KR099SD	8	4	23.5				
15	5438G	15KR093SD	8	5	24.0	6.6	117	6.9	
43	5428G	15KR082SD	8	5	23.5	6.7	113	6.9	
44	5436G	15KR091SD	8	5	23.8	6.7	116	6.9	
64	5430G	15KR084SD	8	5	23.7	6.4	112	6.8	
66	5433G	15KR088SD	8	5	23.4	6.6	112	6.9	
67	5429G	15KR083SD	8	5	23.4	6.6	111	7.0	
72	5427G	Control	8	5	23.2	6.4	127	6.9	
79	5432G	15KR087SD	8	5	23.6	6.5	117	7.0	
83	5437G	15KR092SD	8	5	23.3	6.3	112	6.8	
86	5434G	15KR089SD	8	5	23.5	6.4	115	6.8	
89	5435G	15KR090SD	8	5	23.6	6.4	113	6.9	
97	5431G	15KR085SD	8	5	23.8	6.6	111	7.0	
99	5439G	15KR099SD	8	5	23.9	6.8	111	7.0	
15	5438G	15KR093SD	8	6	23.8				
43	5428G	15KR082SD	8	6	23.2				
44	5436G	15KR091SD	8	6	23.4				
64	5430G	15KR084SD	8	6	23.3				
66	5433G	15KR088SD	8	6	23.1				
67	5429G	15KR083SD	8	6	22.9				
72	5427G	Control	8	6	22.9				
79	5432G	15KR087SD	8	6	23.2				
83	5437G	15KR092SD	8	6	22.9				
86	5434G	15KR089SD	8	6	23.1				
89	5435G	15KR090SD	8	6	23.3				
97	5431G	15KR085SD	8	6	23.4				
99	5439G	15KR099SD	8	6	23.5				
15	5438G	15KR093SD	8	7	23.8	7.1		6.7	
43	5428G	15KR082SD	8	7	23.2	6.8		6.6	
44	5436G	15KR091SD	8	7	23.5	6.8		6.7	
64	5430G	15KR084SD	8	7	23.5	6.7		6.6	
66	5433G	15KR088SD	8	7	23.0	7.0		6.8	
67	5429G	15KR083SD	8	7	23.0	7.0		6.7	
72	5427G	Control	8	7	22.9	6.5		6.7	
79	5432G	15KR087SD	8	7	23.3	6.4		6.8	
83	5437G	15KR092SD	8	7	23.0	6.4		6.7	
86	5434G	15KR089SD	8	7	23.2	6.6		6.7	
89	5435G	15KR090SD	8	7	23.4	6.6		6.8	
97	5431G	15KR085SD	8	7	23.4	6.8		6.9	
99	5439G	15KR099SD	8	7	23.6	6.9		6.9	
15	5438G	15KR093SD	8	8	24.0				
43	5428G	15KR082SD	8	8	23.4				
44	5436G	15KR091SD	8	8	23.7				
64	5430G	15KR084SD	8	8	23.8				
66	5433G	15KR088SD	8	8	23.8				
67	5429G	15KR083SD	8	8	23.7				
72	5427G	Control	8	8	23.0				
79	5432G	15KR087SD	8	8	23.6				
83	5437G	15KR092SD	8	8	23.1				
86	5434G	15KR089SD	8	8	23.4				
89	5435G	15KR090SD	8	8	23.6				
97	5431G	15KR085SD	8	8	23.6				
99	5439G	15KR099SD	8	8	23.8				
15	5438G	15KR093SD	8	9	23.1				
43	5428G	15KR082SD	8	9	22.3				
44	5436G	15KR091SD	8	9	22.6				
64	5430G	15KR084SD	8	9	22.6				
66	5433G	15KR088SD	8	9	22.3				
67	5429G	15KR083SD	8	9	22.1				
72	5427G	Control	8	9	22.1				
79	5432G	15KR087SD	8	9	22.4				
83	5437G	15KR092SD	8	9	22.1				
86	5434G	15KR089SD	8	9	22.3				

89	5435G	15KR090SD	8	9	22.5			
97	5431G	15KR085SD	8	9	22.6			
99	5439G	15KR099SD	8	9	22.8			
15	5438G	15KR093SD	8	10	24.0	6.8		7.0
43	5428G	15KR082SD	8	10	23.3	6.8		6.9
44	5436G	15KR091SD	8	10	23.8	6.8		7.0
64	5430G	15KR084SD	8	10	23.7	6.8		6.9
66	5433G	15KR088SD	8	10	23.3	6.7		6.9
67	5429G	15KR083SD	8	10	23.2	6.9		7.0
72	5427G	Control	8	10	23.1	6.4		7.0
79	5432G	15KR087SD	8	10	23.6	6.5		7.1
83	5437G	15KR092SD	8	10	23.2	6.4		6.9
86	5434G	15KR089SD	8	10	23.4	6.8		6.9
89	5435G	15KR090SD	8	10	23.6	6.6		7.0
97	5431G	15KR085SD	8	10	23.6	6.8		7.0
99	5439G	15KR099SD	8	10	23.8	6.9		7.0
15	5438G	15KR093SD	8	11	24.0			
43	5428G	15KR082SD	8	11	23.6			
44	5436G	15KR091SD	8	11	24.0			
64	5430G	15KR084SD	8	11	23.9			
66	5433G	15KR088SD	8	11	23.6			
67	5429G	15KR083SD	8	11	23.5			
72	5427G	Control	8	11	23.5			
79	5432G	15KR087SD	8	11	23.8			
83	5437G	15KR092SD	8	11	23.5			
86	5434G	15KR089SD	8	11	23.7			
89	5435G	15KR090SD	8	11	23.9			
97	5431G	15KR085SD	8	11	24.0			
99	5439G	15KR099SD	8	11	24.0			
15	5438G	15KR093SD	8	12	24.0	7.3	108	7.0
43	5428G	15KR082SD	8	12	23.5	6.9	105	7.0
44	5436G	15KR091SD	8	12	23.8	7.1	110	7.0
64	5430G	15KR084SD	8	12	23.8	6.9	108	6.9
66	5433G	15KR088SD	8	12	23.6	7.1	108	7.0
67	5429G	15KR083SD	8	12	23.5	7.2	107	7.0
72	5427G	Control	8	12	23.4	6.9	113	7.1
79	5432G	15KR087SD	8	12	23.7	6.9	114	7.1
83	5437G	15KR092SD	8	12	23.4	6.9	108	6.9
86	5434G	15KR089SD	8	12	23.7	7.3	111	6.9
89	5435G	15KR090SD	8	12	23.7	6.9	110	7.1
97	5431G	15KR085SD	8	12	24.0	7.1	110	7.2
99	5439G	15KR099SD	8	12	24.0	7.1	108	7.1
15	5438G	15KR093SD	8	13	24.0			
43	5428G	15KR082SD	8	13	23.5			
44	5436G	15KR091SD	8	13	23.8			
64	5430G	15KR084SD	8	13	23.7			
66	5433G	15KR088SD	8	13	23.4			
67	5429G	15KR083SD	8	13	23.4			
72	5427G	Control	8	13	23.3			
79	5432G	15KR087SD	8	13	23.6			
83	5437G	15KR092SD	8	13	23.3			
86	5434G	15KR089SD	8	13	23.5			
89	5435G	15KR090SD	8	13	23.7			
97	5431G	15KR085SD	8	13	23.7			
99	5439G	15KR099SD	8	13	24.0			
15	5438G	15KR093SD	8	14	23.9	6.8		7.3
43	5428G	15KR082SD	8	14	23.4	6.6		7.3
44	5436G	15KR091SD	8	14	23.7	6.6		7.2
64	5430G	15KR084SD	8	14	23.6	6.6		7.2
66	5433G	15KR088SD	8	14	23.5	6.6		7.2
67	5429G	15KR083SD	8	14	23.4	6.6		7.1
72	5427G	Control	8	14	23.3	6.1		7.3
79	5432G	15KR087SD	8	14	23.5	6.3		7.1
83	5437G	15KR092SD	8	14	23.3	6.1		7.0
86	5434G	15KR089SD	8	14	23.5	6.4		7.0

89	5435G	15KR090SD	8	14	23.6	6.3	7.1	
97	5431G	15KR085SD	8	14	23.7	6.5	7.1	
99	5439G	15KR099SD	8	14	23.8	6.5	7.1	
15	5438G	15KR093SD	8	15	23.3			
43	5428G	15KR082SD	8	15	23.2			
44	5436G	15KR091SD	8	15	23.5			
64	5430G	15KR084SD	8	15	23.4			
66	5433G	15KR088SD	8	15	23.3			
67	5429G	15KR083SD	8	15	23.2			
72	5427G	Control	8	15	23.2			
79	5432G	15KR087SD	8	15	23.3			
83	5437G	15KR092SD	8	15	23.2			
86	5434G	15KR089SD	8	15	23.3			
89	5435G	15KR090SD	8	15	23.4			
97	5431G	15KR085SD	8	15	23.4			
99	5439G	15KR099SD	8	15	23.6			
15	5438G	15KR093SD	8	16	22.9			
43	5428G	15KR082SD	8	16	22.9			
44	5436G	15KR091SD	8	16	23.2			
64	5430G	15KR084SD	8	16	23.1			
66	5433G	15KR088SD	8	16	23.0			
67	5429G	15KR083SD	8	16	22.9			
72	5427G	Control	8	16	22.9			
79	5432G	15KR087SD	8	16	23.2			
83	5437G	15KR092SD	8	16	23.0			
86	5434G	15KR089SD	8	16	23.1			
89	5435G	15KR090SD	8	16	23.3			
97	5431G	15KR085SD	8	16	23.3			
99	5439G	15KR099SD	8	16	23.3			
15	5438G	15KR093SD	8	17	23.5	5.8	6.6	
43	5428G	15KR082SD	8	17	23.0	6.0	6.5	
44	5436G	15KR091SD	8	17	23.3	5.8	6.6	
64	5430G	15KR084SD	8	17	23.2	5.7	6.6	
66	5433G	15KR088SD	8	17	23.0	5.7	6.7	
67	5429G	15KR083SD	8	17	22.9	5.7	6.7	
72	5427G	Control	8	17	22.9	5.4	6.9	
79	5432G	15KR087SD	8	17	23.1	5.6	6.8	
83	5437G	15KR092SD	8	17	22.9	5.6	6.7	
86	5434G	15KR089SD	8	17	23.1	5.5	6.6	
89	5435G	15KR090SD	8	17	23.3	5.6	6.7	
97	5431G	15KR085SD	8	17	23.3	5.9	6.8	
99	5439G	15KR099SD	8	17	23.4	6.0	6.8	
15	5438G	15KR093SD	8	18	23.5			
43	5428G	15KR082SD	8	18	22.9			
44	5436G	15KR091SD	8	18	23.1			
64	5430G	15KR084SD	8	18	23.1			
66	5433G	15KR088SD	8	18	22.9			
67	5429G	15KR083SD	8	18	22.8			
72	5427G	Control	8	18	22.7			
79	5432G	15KR087SD	8	18	22.9			
83	5437G	15KR092SD	8	18	22.8			
86	5434G	15KR089SD	8	18	23.0			
89	5435G	15KR090SD	8	18	23.0			
97	5431G	15KR085SD	8	18	23.1			
99	5439G	15KR099SD	8	18	23.2			
15	5438G	15KR093SD	8	19	23.6	6.9	98	6.7
43	5428G	15KR082SD	8	19	23.1	7.1	98	6.7
44	5436G	15KR091SD	8	19	23.3	6.9	101	6.7
64	5430G	15KR084SD	8	19	23.3	7.3	99	6.7
66	5433G	15KR088SD	8	19	23.1	7.3	100	6.8
67	5429G	15KR083SD	8	19	23.0	6.9	101	6.8
72	5427G	Control	8	19	23.0	6.9	105	7.1
79	5432G	15KR087SD	8	19	23.1	7.1	104	6.9
83	5437G	15KR092SD	8	19	22.9	6.9	100	6.8
86	5434G	15KR089SD	8	19	23.2	7.3	100	6.8

89	5435G	15KR090SD	8	19	23.2	7.3	101	6.8
97	5431G	15KR085SD	8	19	23.4	7.3	101	6.9
99	5439G	15KR099SD	8	19	23.5	7.3	101	7.0
15	5438G	15KR093SD	8	20	23.6			
43	5428G	15KR082SD	8	20	23.2			
44	5436G	15KR091SD	8	20	23.4			
64	5430G	15KR084SD	8	20	23.3			
66	5433G	15KR088SD	8	20	23.2			
67	5429G	15KR083SD	8	20	23.0			
72	5427G	Control	8	20	23.0			
79	5432G	15KR087SD	8	20	23.2			
83	5437G	15KR092SD	8	20	23.0			
86	5434G	15KR089SD	8	20	23.1			
89	5435G	15KR090SD	8	20	23.2			
97	5431G	15KR085SD	8	20	23.3			
99	5439G	15KR099SD	8	20	23.3			
15	5438G	15KR093SD	8	21	23.8	7.0		7.0
43	5428G	15KR082SD	8	21	23.4	6.9		6.9
44	5436G	15KR091SD	8	21	23.3	6.8		6.9
64	5430G	15KR084SD	8	21	23.3	6.8		7.0
66	5433G	15KR088SD	8	21	23.2	6.9		6.9
67	5429G	15KR083SD	8	21	23.2	6.8		6.9
72	5427G	Control	8	21	23.1	6.6		7.2
79	5432G	15KR087SD	8	21	23.2	6.8		7.1
83	5437G	15KR092SD	8	21	23.2	7.0		7.0
86	5434G	15KR089SD	8	21	23.1	6.9		6.9
89	5435G	15KR090SD	8	21	23.2	6.9		6.9
97	5431G	15KR085SD	8	21	23.4	6.7		6.9
99	5439G	15KR099SD	8	21	23.5	6.8		6.9
15	5438G	15KR093SD	8	22	23.7			
43	5428G	15KR082SD	8	22	23.6			
44	5436G	15KR091SD	8	22	23.6			
64	5430G	15KR084SD	8	22	23.2			
66	5433G	15KR088SD	8	22	23.0			
67	5429G	15KR083SD	8	22	23.0			
72	5427G	Control	8	22	23.0			
79	5432G	15KR087SD	8	22	22.8			
83	5437G	15KR092SD	8	22	22.9			
86	5434G	15KR089SD	8	22	22.8			
89	5435G	15KR090SD	8	22	23.0			
97	5431G	15KR085SD	8	22	23.0			
99	5439G	15KR099SD	8	22	23.3			
15	5438G	15KR093SD	8	23	23.5			
43	5428G	15KR082SD	8	23	23.2			
44	5436G	15KR091SD	8	23	23.4			
64	5430G	15KR084SD	8	23	23.2			
66	5433G	15KR088SD	8	23	23.2			
67	5429G	15KR083SD	8	23	23.1			
72	5427G	Control	8	23	23.1			
79	5432G	15KR087SD	8	23	23.2			
83	5437G	15KR092SD	8	23	23.2			
86	5434G	15KR089SD	8	23	23.3			
89	5435G	15KR090SD	8	23	23.4			
97	5431G	15KR085SD	8	23	23.4			
99	5439G	15KR099SD	8	23	23.5			
15	5438G	15KR093SD	8	24	23.6	7.0		6.9
43	5428G	15KR082SD	8	24	23.2	7.1		6.8
44	5436G	15KR091SD	8	24	23.4	6.9		6.8
64	5430G	15KR084SD	8	24	23.4	6.9		6.8
66	5433G	15KR088SD	8	24	23.3	7.1		6.9
67	5429G	15KR083SD	8	24	23.2	7.2		6.9
72	5427G	Control	8	24	23.2	7.1		7.2
79	5432G	15KR087SD	8	24	23.3	7.1		7.0
83	5437G	15KR092SD	8	24	23.2	7.2		6.9
86	5434G	15KR089SD	8	24	23.4	7.0		6.8

89	5435G	15KR090SD	8	24	23.5	7.0			6.9										
97	5431G	15KR085SD	8	24	23.5	7.2			7.0										
99	5439G	15KR099SD	8	24	23.6	7.3			7.0										
15	5438G	15KR093SD	8	25	23.4														
43	5428G	15KR082SD	8	25	23.0														
44	5436G	15KR091SD	8	25	23.2														
64	5430G	15KR084SD	8	25	23.2														
66	5433G	15KR088SD	8	25	23.0														
67	5429G	15KR083SD	8	25	22.9														
72	5427G	Control	8	25	22.8														
79	5432G	15KR087SD	8	25	23.0														
83	5437G	15KR092SD	8	25	22.9														
86	5434G	15KR089SD	8	25	23.0														
89	5435G	15KR090SD	8	25	23.1														
97	5431G	15KR085SD	8	25	23.2														
99	5439G	15KR099SD	8	25	23.3														
15	5438G	15KR093SD	8	26	23.4	7.1	102		6.4										
43	5428G	15KR082SD	8	26	22.8	6.9	100		6.5										
44	5436G	15KR091SD	8	26	23.1	6.3	103		6.5										
64	5430G	15KR084SD	8	26	23.1	7.1	100		6.4										
66	5433G	15KR088SD	8	26	22.8	7.1	100		6.5										
67	5429G	15KR083SD	8	26	22.7	6.9	99		6.6										
72	5427G	Control	8	26	22.6	6.7	107		6.8										
79	5432G	15KR087SD	8	26	22.8	6.7	105		6.6										
83	5437G	15KR092SD	8	26	22.6	6.7	100		6.6										
86	5434G	15KR089SD	8	26	22.8	6.5	102		6.5										
89	5435G	15KR090SD	8	26	22.9	7.0	101		6.6										
97	5431G	15KR085SD	8	26	22.9	7.2	102		6.7										
99	5439G	15KR099SD	8	26	23.1	7.4	100		6.8										
15	5438G	15KR093SD	8	27	23.1														
43	5428G	15KR082SD	8	27	22.6														
44	5436G	15KR091SD	8	27	22.9														
64	5430G	15KR084SD	8	27	22.9														
66	5433G	15KR088SD	8	27	22.6														
67	5429G	15KR083SD	8	27	22.5														
72	5427G	Control	8	27	22.4														
79	5432G	15KR087SD	8	27	22.7														
83	5437G	15KR092SD	8	27	22.5														
86	5434G	15KR089SD	8	27	22.7														
89	5435G	15KR090SD	8	27	22.8														
97	5431G	15KR085SD	8	27	22.8														
99	5439G	15KR099SD	8	27	23.0														
15	5438G	15KR093SD	8	28	22.7	8.1	97	6.6	<0.1	26	40								
43	5428G	15KR082SD	8	28	22.1	8.0	95	6.7	0.1	26	40								
44	5436G	15KR091SD	8	28	22.4	8.0	99	6.6	<0.1	26	40								
64	5430G	15KR084SD	8	28	22.3	7.7	95	6.5	<0.1	26	40								
66	5433G	15KR088SD	8	28	22.0	8.1	93	6.8	<0.1	26	40								
67	5429G	15KR083SD	8	28	22.0	8.1	94	6.7	<0.1	26	40								
72	5427G	Control	8	28	22.1	8.1	100	6.9	<0.1	26	40								
79	5432G	15KR087SD	8	28	22.1	8.2	99	6.8	<0.1	26	50								
83	5437G	15KR092SD	8	28	22.0	8.1	95	6.7	<0.1	26	40								
86	5434G	15KR089SD	8	28	22.0	8.1	96	6.6	<0.1	26	40								
89	5435G	15KR090SD	8	28	22.2	8.0	99	6.7	<0.1	26	40								
97	5431G	15KR085SD	8	28	22.2	8.3	96	6.9	<0.1	26	50								
99	5439G	15KR099SD	8	28	22.4	8.3	97	7.0	<0.1	34	40								
					Mean	23.2	7.0	108	6.8	—	30	44							
					SD	0.4	0.6	22	0.2	—	4	5							
					n	377	169	78	169	26	26	26							
					Min	22.0	5.4	93	6.4	<0.1	26	40							
					Max	24.0	8.3	290	7.3	0.3	34	50							

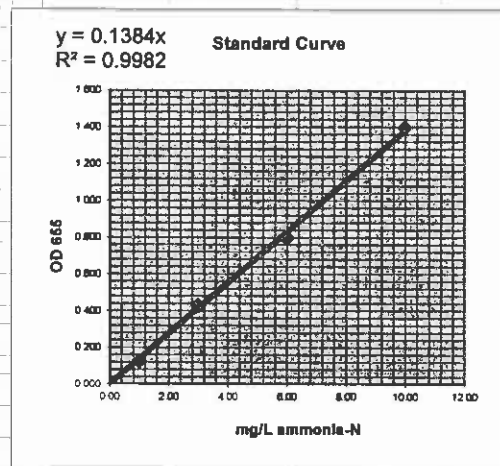
**AMMONIA EXPOSURE BENCHSHEETS AND ANALYSIS**



### Total Ammonia-N in Sediment Pore Water: Computation Worksheet Salicylate Method (SOP #5492)

**Result**

Sample description	Dilution factor	OD <sub>655</sub>	NH <sub>3</sub> -N (mg/L)	pH	Salinity (ppt)
Blank	----	----	----		
1.0 mg/L NH <sub>3</sub> -N Std.	----	0.125	1.00		
3.0 mg/L NH <sub>3</sub> -N Std.	----	0.429	3.00		
6.0 mg/L NH <sub>3</sub> -N Std.	----	0.799	6.00		
10.0 mg/L NH <sub>3</sub> -N Std.	----	1.400	10.00		
3.0 mg/L spike	----	0.435	3.14		
3.0 mg/L spike dupl.	-----	0.430	3.11		
5.0 mg/L 2nd source		0.590	4.26		
<b>Day 0 (9-25-15)</b>					
1. 15	1	0.000	ND		
2. 43	1	0.010	ND		
3. 44	1	0.009	ND		
4. 64	1	0.001	ND		
5. 66	1	0.039	0.28		
6. 67	1	0.000	ND		
7. 72	1	0.008	ND		
8. 79	1	0.014	0.10		
9. 83	1	0.019	0.14		
10. 86	1	0.019	0.14		
11. 89	1	0.001	ND		
12. 97	1	0.018	0.13		
13. 99	1	0.007	ND		
<b>Day 28 (10-23-15)</b>					
14. 15	1	0.001	ND		
15. 43	1	0.019	0.14		
16. 44	1	0.004	ND		
17. 64	1	0.000	ND		
18. 66	1	0.001	ND		
19. 67	1	0.000	ND		
20. 72	1	0.000	ND		
21. 79	1	0.003	ND		
22. 83	1	0.001	ND		
23. 86	1	0.002	ND		
24. 89	1	0.000	ND		
25. 97	1	0.000	ND		
26. 99	1	0.000	ND		
27.					
28.					
29.					
30.					
31.					
32.					
33.					
34.					
35.					
36.					



Reporting limit (mg/L) = 0.1  
 Recovery (%) = 104.1  
 Precision (RPD) = 1.16  
 2nd source (%) = 85.2  
 Sample volume (ml): 0.50  
 Dilution factor 1

**Sample Set Description:**

Proj. No.: 874-1  
 Test Day: 0 & 28  
 Species: *Hyalella*

**Sample Type (check)**

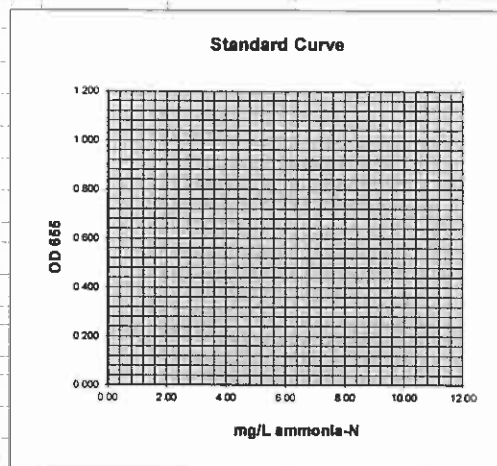
- Bulk Sediment Porewaters
- Test Beaker Porewaters
- Overlying Water

Analyst: JB  
 Date analysed: 10/29/2015

### Total Ammonia-N in Sediment Pore Water: Computation Worksheet Salicylate Method (SOP #5492)

**Result**

Sample description	Dilution factor	OD655	NH3-N (mg/L)	pH	Salinity (ppt)
Blank	---	---	---		
1.0 mg/L NH3-N Std.	----	0.125	1.00		
3.0 mg/L NH3-N Std.	----	0.429	3.00		
6.0 mg/L NH3-N Std.	----	0.799	6.00		
10.0 mg/L NH3-N Std.	----	1.400	10.00		
3.0 mg/L spike	----	0.435			
3.0 mg/L spike dupl.	----	0.430			
5.0 mg/L 2nd source		0.590			
<b>Day 0 (9-25-15)</b>					
1. 15	1	0.000			
2. 43	1	0.010			
3. 44	1	0.009			
4. 64	1	0.001			
5. 66	1	0.039			
6. 67	1	0.000			
7. 72	1	0.008			
8. 79	1	0.014			
9. 83	1	0.019			
10. 86	1	0.019			
11. 89	1	0.001			
12. 97	1	0.018			
13. 99	1	0.007			
<b>Day 28 (10-23-15)</b>					
14. 15	1	0.001			
15. 43	1	0.019			
16. 44	1	0.004			
17. 64	1	0.000			
18. 66	1	0.001			
19. 67	1	0.000			
20. 72	1	0.000			
21. 79	1	0.003			
22. 83	1	0.001			
23. 86	1	0.002			
24. 89	1	0.000			
25. 97	1	0.000			
26. 99	1	0.000			
27. 30					
28. 31					
29. 32					
30. 33					
31. 34					
32. 35					
33. 36					



Reporting limit (mg/L) = 0.1

Recovery (%) = #VALUE!

Precision (RPD) = #VALUE!

2nd source (%) = #VALUE!

Sample volume (ml): 0.50

Dilution factor 1

**Sample Set Description:**

Proj. No.: 874-1

Test Day: 0 & 28

Species: *Hyalella*

**Sample Type (check)**

Bulk Sediment Porewaters

Test Beaker Porewaters

X Overlying Water

Analyst: JB

Date analysed: 10/29/2015

**CHAIN-OF-CUSTODY RECORDS**

Client Information (Sub Contract Lab)		Sampler		Carrier Tracking No(s)		COC No																	
Client Contact Shipping/Receiving		Lab PM Allen, Kristine D		580-30367.1		580-30367.1																	
Company TestAmerica Laboratories, Inc.		E-Mail kristine.allen@testamericainc.com		Page 1 of 2		Job # 580-53253-1																	
Address 5755 8th Street East, City Tacoma State, Zip WA, 98424 Phone 253-922-2310(Tel) 253-922-5047(Fax) Email:		Due Date Requested: 9/15/2015 TAT Requested (days):		Analysis Requested		Preservation Codes:																	
Project Name Red Devil Mine - 2014-2015 Site		PO # WO # Project # 58008798 SSOW#		SUB (Toxicity - EPA 100.4 - Northwest Aquatic Sciences)		A - HCL B - NaOH C - Zn Acetate D - Niinc Acid E - NaHSO4 F - MeOH G - Anchlor H - Ascorbic Acid I - Ice J - DI Water K - EDTA L - EDA Other:																	
Sample Identification - Client ID (Lab ID)	Sample Date	Sample Time	Sample Type (C=comp, G=grab)	Matrix (W=water, S=solid, O=oil, C=metal)	Field Filtered Sample (Yes or No)	Form (Yes or No)	PAR-8422 Grain Size	500 µm (Yes or No) Template for building analysis list	6030 µm (MUD) Template for building analysis list	80/100/150 µm Template for building analysis list	90/100/150 µm Template for building analysis list	1060/150 µm Template for building analysis list	1060/150 µm Template for building analysis list	1060/150 µm Template for building analysis list	1060/150 µm Template for building analysis list	1060/150 µm Template for building analysis list	1060/150 µm Template for building analysis list	1060/150 µm Template for building analysis list	1060/150 µm Template for building analysis list	Total Number of Containers	Special Instructions/Note:		
15KR082SD (580-53253-43) (54286)	9/2/15	11:11 Alaskan	Solid	Solid	X	X	X	X	X	X	X	X	X	X	X	X	X	X	X	X	1	See Northwest Aquatic Sciences quote. We are surcharging 10%	
15KR083SD (580-53253-44) (54296)	9/2/15	13:20 Alaskan	Solid	Solid	X	X	X	X	X	X	X	X	X	X	X	X	X	X	X	X	2	See Northwest Aquatic Sciences quote. We are surcharging 10%	
15KR084SD (580-53253-45) (54306)	9/5/15	16:16 Alaskan	Solid	Solid	X	X	X	X	X	X	X	X	X	X	X	X	X	X	X	X	2	See Northwest Aquatic Sciences quote. We are surcharging 10%	
15KR085SD (580-53253-46) (54316)	9/2/15	17:00 Alaskan	Solid	Solid	X	X	X	X	X	X	X	X	X	X	X	X	X	X	X	X	2	See Northwest Aquatic Sciences quote. We are surcharging 10%	
15KR087SD (580-53253-48) (54326)	9/2/15	18:25 Alaskan	Solid	Solid	X	X	X	X	X	X	X	X	X	X	X	X	X	X	X	X	2	See Northwest Aquatic Sciences quote. We are surcharging 10%	
15KR088SD (580-53253-49) (54336)	9/2/15	19:00 Alaskan	Solid	Solid	X	X	X	X	X	X	X	X	X	X	X	X	X	X	X	X	2	See Northwest Aquatic Sciences quote. We are surcharging 10%	
15KR089SD (580-53253-50) (54346)	9/6/15	13:30 Alaskan	Solid	Solid	X	X	X	X	X	X	X	X	X	X	X	X	X	X	X	X	1	See Northwest Aquatic Sciences quote. We are surcharging 10%	
15KR090SD (580-53253-51) (54356)	9/3/15	09:44 Alaskan	Solid	Solid	X	X	X	X	X	X	X	X	X	X	X	X	X	X	X	X	2	See Northwest Aquatic Sciences quote. We are surcharging 10%	
15KR091SD (580-53253-52) (54366)	9/6/15	17:30 Alaskan	Solid	Solid	X	X	X	X	X	X	X	X	X	X	X	X	X	X	X	X	1	See Northwest Aquatic Sciences quote. We are surcharging 10%	
15KR092SD (580-53253-53) (54376)	9/3/15	11:40 Alaskan	Solid	Solid	X	X	X	X	X	X	X	X	X	X	X	X	X	X	X	X	3	See Northwest Aquatic Sciences quote. We are surcharging 10%	
15KR093SD (580-53253-54) (54386)	9/6/15	19:30 Alaskan	Solid	Solid	X	X	X	X	X	X	X	X	X	X	X	X	X	X	X	X	1	See Northwest Aquatic Sciences quote. We are surcharging 10%	
Possible Hazard Identification		Unconfirmed		Deliverable Requested: I, II, III, IV, Other (specify)		Empty Kit Relinquished by:		Relinquished by: <i>Lahey Caruba</i>		Relinquished by:		Relinquished by:		Relinquished by:		Relinquished by:		Relinquished by:		Custody Seal No.:		Custody Seal No.:	
Sample Disposal (A fee may be assessed if samples are retained longer than 1 month)		Return To Client		Disposal By Lab		Archive For		Months		Date/Time: 9-22-15/1115		Date/Time: 9-22-15/1115		Date/Time: 9-22-15/1115		Date/Time: 9-22-15/1115		Date/Time: 9-22-15/1115		Company: N/A S		Company: N/A S	
Special Instructions/QC Requirements:		Method of Shipment		Date/Time: 9/15/15		Date/Time: 9/15/15		Date/Time: 9/15/15		Date/Time: 9/15/15		Date/Time: 9/15/15		Date/Time: 9/15/15		Date/Time: 9/15/15		Date/Time: 9/15/15		Date/Time: 9/15/15		Date/Time: 9/15/15	

### Chain of Custody Record

<b>Client Information (Sub Contract Lab)</b> Client Contact: Allen, Kristine D Shipping/Receiving: Kristine.allen@testamericainc.com Company: TestAmerica Laboratories, Inc.		Lab PM: Allen, Kristine D E-Mail: kristine.allen@testamericainc.com Phone:		Camer Tracking No(s): 580-30367.2 Page 2 of 2		COC No: 580-30367.2 Job #: 580-53253-1	
Address: 5755 8th Street East, Tacoma, WA, 98424 Phone: 253-922-2310(Tel) 253-922-5047(Fax) Email:		Due Date Requested: 9/15/2015 TAT Requested (days): PO # WO # Project #: 58006798 SSOV#		<b>Analysis Requested</b> SUB (Toxicity - EPA 100.4 - Northwestern Aquatic Sciences) X PCBs (127, 128, 129, 130, 181, 182, 183, 184, 185, 187, 188, 189, 191, 192, 193, 194, 195, 197, 198, 199, 201, 203, 204, 205, 206, 207, 208, 209, 210, 211, 212, 213, 214, 215, 216, 217, 218, 219, 220, 221, 222, 223, 224, 225, 226, 227, 228, 229, 231, 232, 233, 234, 235, 236, 237, 238, 239, 241, 242, 243, 244, 245, 246, 247, 248, 249, 251, 252, 253, 254, 255, 256, 257, 258, 259, 261, 262, 263, 264, 265, 266, 267, 268, 269, 271, 272, 273, 274, 275, 276, 277, 278, 279, 281, 282, 283, 284, 285, 286, 287, 288, 289, 291, 292, 293, 294, 295, 296, 297, 298, 299, 301, 302, 303, 304, 305, 306, 307, 308, 309, 311, 312, 313, 314, 315, 316, 317, 318, 319, 321, 322, 323, 324, 325, 326, 327, 328, 329, 331, 332, 333, 334, 335, 336, 337, 338, 339, 341, 342, 343, 344, 345, 346, 347, 348, 349, 351, 352, 353, 354, 355, 356, 357, 358, 359, 361, 362, 363, 364, 365, 366, 367, 368, 369, 371, 372, 373, 374, 375, 376, 377, 378, 379, 381, 382, 383, 384, 385, 386, 387, 388, 389, 391, 392, 393, 394, 395, 396, 397, 398, 399, 401, 402, 403, 404, 405, 406, 407, 408, 409, 411, 412, 413, 414, 415, 416, 417, 418, 419, 421, 422, 423, 424, 425, 426, 427, 428, 429, 431, 432, 433, 434, 435, 436, 437, 438, 439, 441, 442, 443, 444, 445, 446, 447, 448, 449, 451, 452, 453, 454, 455, 456, 457, 458, 459, 461, 462, 463, 464, 465, 466, 467, 468, 469, 471, 472, 473, 474, 475, 476, 477, 478, 479, 481, 482, 483, 484, 485, 486, 487, 488, 489, 491, 492, 493, 494, 495, 496, 497, 498, 499, 501, 502, 503, 504, 505, 506, 507, 508, 509, 511, 512, 513, 514, 515, 516, 517, 518, 519, 521, 522, 523, 524, 525, 526, 527, 528, 529, 531, 532, 533, 534, 535, 536, 537, 538, 539, 541, 542, 543, 544, 545, 546, 547, 548, 549, 551, 552, 553, 554, 555, 556, 557, 558, 559, 561, 562, 563, 564, 565, 566, 567, 568, 569, 571, 572, 573, 574, 575, 576, 577, 578, 579, 581, 582, 583, 584, 585, 586, 587, 588, 589, 591, 592, 593, 594, 595, 596, 597, 598, 599, 601, 602, 603, 604, 605, 606, 607, 608, 609, 611, 612, 613, 614, 615, 616, 617, 618, 619, 621, 622, 623, 624, 625, 626, 627, 628, 629, 631, 632, 633, 634, 635, 636, 637, 638, 639, 641, 642, 643, 644, 645, 646, 647, 648, 649, 651, 652, 653, 654, 655, 656, 657, 658, 659, 661, 662, 663, 664, 665, 666, 667, 668, 669, 671, 672, 673, 674, 675, 676, 677, 678, 679, 681, 682, 683, 684, 685, 686, 687, 688, 689, 691, 692, 693, 694, 695, 696, 697, 698, 699, 701, 702, 703, 704, 705, 706, 707, 708, 709, 711, 712, 713, 714, 715, 716, 717, 718, 719, 721, 722, 723, 724, 725, 726, 727, 728, 729, 731, 732, 733, 734, 735, 736, 737, 738, 739, 741, 742, 743, 744, 745, 746, 747, 748, 749, 751, 752, 753, 754, 755, 756, 757, 758, 759, 761, 762, 763, 764, 765, 766, 767, 768, 769, 771, 772, 773, 774, 775, 776, 777, 778, 779, 781, 782, 783, 784, 785, 786, 787, 788, 789, 791, 792, 793, 794, 795, 796, 797, 798, 799, 801, 802, 803, 804, 805, 806, 807, 808, 809, 811, 812, 813, 814, 815, 816, 817, 818, 819, 821, 822, 823, 824, 825, 826, 827, 828, 829, 831, 832, 833, 834, 835, 836, 837, 838, 839, 841, 842, 843, 844, 845, 846, 847, 848, 849, 851, 852, 853, 854, 855, 856, 857, 858, 859, 861, 862, 863, 864, 865, 866, 867, 868, 869, 871, 872, 873, 874, 875, 876, 877, 878, 879, 881, 882, 883, 884, 885, 886, 887, 888, 889, 891, 892, 893, 894, 895, 896, 897, 898, 899, 901, 902, 903, 904, 905, 906, 907, 908, 909, 911, 912, 913, 914, 915, 916, 917, 918, 919, 921, 922, 923, 924, 925, 926, 927, 928, 929, 931, 932, 933, 934, 935, 936, 937, 938, 939, 941, 942, 943, 944, 945, 946, 947, 948, 949, 951, 952, 953, 954, 955, 956, 957, 958, 959, 961, 962, 963, 964, 965, 966, 967, 968, 969, 971, 972, 973, 974, 975, 976, 977, 978, 979, 981, 982, 983, 984, 985, 986, 987, 988, 989, 991, 992, 993, 994, 995, 996, 997, 998, 999, 1001, 1002, 1003, 1004, 1005, 1006, 1007, 1008, 1009, 1011, 1012, 1013, 1014, 1015, 1016, 1017, 1018, 1019, 1021, 1022, 1023, 1024, 1025, 1026, 1027, 1028, 1029, 1031, 1032, 1033, 1034, 1035, 1036, 1037, 1038, 1039, 1041, 1042, 1043, 1044, 1045, 1046, 1047, 1048, 1049, 1051, 1052, 1053, 1054, 1055, 1056, 1057, 1058, 1059, 1061, 1062, 1063, 1064, 1065, 1066, 1067, 1068, 1069, 1071, 1072, 1073, 1074, 1075, 1076, 1077, 1078, 1079, 1081, 1082, 1083, 1084, 1085, 1086, 1087, 1088, 1089, 1091, 1092, 1093, 1094, 1095, 1096, 1097, 1098, 1099, 1101, 1102, 1103, 1104, 1105, 1106, 1107, 1108, 1109, 1111, 1112, 1113, 1114, 1115, 1116, 1117, 1118, 1119, 1121, 1122, 1123, 1124, 1125, 1126, 1127, 1128, 1129, 1131, 1132, 1133, 1134, 1135, 1136, 1137, 1138, 1139, 1141, 1142, 1143, 1144, 1145, 1146, 1147, 1148, 1149, 1151, 1152, 1153, 1154, 1155, 1156, 1157, 1158, 1159, 1161, 1162, 1163, 1164, 1165, 1166, 1167, 1168, 1169, 1171, 1172, 1173, 1174, 1175, 1176, 1177, 1178, 1179, 1181, 1182, 1183, 1184, 1185, 1186, 1187, 1188, 1189, 1191, 1192, 1193, 1194, 1195, 1196, 1197, 1198, 1199, 1201, 1202, 1203, 1204, 1205, 1206, 1207, 1208, 1209, 1211, 1212, 1213, 1214, 1215, 1216, 1217, 1218, 1219, 1221, 1222, 1223, 1224, 1225, 1226, 1227, 1228, 1229, 1231, 1232, 1233, 1234, 1235, 1236, 1237, 1238, 1239, 1241, 1242, 1243, 1244, 1245, 1246, 1247, 1248, 1249, 1251, 1252, 1253, 1254, 1255, 1256, 1257, 1258, 1259, 1261, 1262, 1263, 1264, 1265, 1266, 1267, 1268, 1269, 1271, 1272, 1273, 1274, 1275, 1276, 1277, 1278, 1279, 1281, 1282, 1283, 1284, 1285, 1286, 1287, 1288, 1289, 1291, 1292, 1293, 1294, 1295, 1296, 1297, 1298, 1299, 1301, 1302, 1303, 1304, 1305, 1306, 1307, 1308, 1309, 1311, 1312, 1313, 1314, 1315, 1316, 1317, 1318, 1319, 1321, 1322, 1323, 1324, 1325, 1326, 1327, 1328, 1329, 1331, 1332, 1333, 1334, 1335, 1336, 1337, 1338, 1339, 1341, 1342, 1343, 1344, 1345, 1346, 1347, 1348, 1349, 1351, 1352, 1353, 1354, 1355, 1356, 1357, 1358, 1359, 1361, 1362, 1363, 1364, 1365, 1366, 1367, 1368, 1369, 1371, 1372, 1373, 1374, 1375, 1376, 1377, 1378, 1379, 1381, 1382, 1383, 1384, 1385, 1386, 1387, 1388, 1389, 1391, 1392, 1393, 1394, 1395, 1396, 1397, 1398, 1399, 1401, 1402, 1403, 1404, 1405, 1406, 1407, 1408, 1409, 1411, 1412, 1413, 1414, 1415, 1416, 1417, 1418, 1419, 1421, 1422, 1423, 1424, 1425, 1426, 1427, 1428, 1429, 1431, 1432, 1433, 1434, 1435, 1436, 1437, 1438, 1439, 1441, 1442, 1443, 1444, 1445, 1446, 1447, 1448, 1449, 1451, 1452, 1453, 1454, 1455, 1456, 1457, 1458, 1459, 1461, 1462, 1463, 1464, 1465, 1466, 1467, 1468, 1469, 1471, 1472, 1473, 1474, 1475, 1476, 1477, 1478, 1479, 1481, 1482, 1483, 1484, 1485, 1486, 1487, 1488, 1489, 1491, 1492, 1493, 1494, 1495, 1496, 1497, 1498, 1499, 1501, 1502, 1503, 1504, 1505, 1506, 1507, 1508, 1509, 1511, 1512, 1513, 1514, 1515, 1516, 1517, 1518, 1519, 1521, 1522, 1523, 1524, 1525, 1526, 1527, 1528, 1529, 1531, 1532, 1533, 1534, 1535, 1536, 1537, 1538, 1539, 1541, 1542, 1543, 1544, 1545, 1546, 1547, 1548, 1549, 1551, 1552, 1553, 1554, 1555, 1556, 1557, 1558, 1559, 1561, 1562, 1563, 1564, 1565, 1566, 1567, 1568, 1569, 1571, 1572, 1573, 1574, 1575, 1576, 1577, 1578, 1579, 1581, 1582, 1583, 1584, 1585, 1586, 1587, 1588, 1589, 1591, 1592, 1593, 1594, 1595, 1596, 1597, 1598, 1599, 1601, 1602, 1603, 1604, 1605, 1606, 1607, 1608, 1609, 1611, 1612, 1613, 1614, 1615, 1616, 1617, 1618, 1619, 1621, 1622, 1623, 1624, 1625, 1626, 1627, 1628, 1629, 1631, 1632, 1633, 1634, 1635, 1636, 1637, 1638, 1639, 1641, 1642, 1643, 1644, 1645, 1646, 1647, 1648, 1649, 1651, 1652, 1653, 1654, 1655, 1656, 1657, 1658, 1659, 1661, 1662, 1663, 1664, 1665, 1666, 1667, 1668, 1669, 1671, 1672, 1673, 1674, 1675, 1676, 1677, 1678, 1679, 1681, 1682, 1683, 1684, 1685, 1686, 1687, 1688, 1689, 1691, 1692, 1693, 1694, 1695, 1696, 1697, 1698, 1699, 1701, 1702, 1703, 1704, 1705, 1706, 1707, 1708, 1709, 1711, 1712, 1713, 1714, 1715, 1716, 1717, 1718, 1719, 1721, 1722, 1723, 1724, 1725, 1726, 1727, 1728, 1729, 1731, 1732, 1733, 1734, 1735, 1736, 1737, 1738, 1739, 1741, 1742, 1743, 1744, 1745, 1746, 1747, 1748, 1749, 1751, 1752, 1753, 1754, 1755, 1756, 1757, 1758, 1759, 1761, 1762, 1763, 1764, 1765, 1766, 1767, 1768, 1769, 1771, 1772, 1773, 1774, 1775, 1776, 1777, 1778, 1779, 1781, 1782, 1783, 1784, 1785, 1786, 1787, 1788, 1789, 1791, 1792, 1793, 1794, 1795, 1796, 1797, 1798, 1799, 1801, 1802, 1803, 1804, 1805, 1806, 1807, 1808, 1809, 1811, 1812, 1813, 1814, 1815, 1816, 1817, 1818, 1819, 1821, 1822, 1823, 1824, 1825, 1826, 1827, 1828, 1829, 1831, 1832, 1833, 1834, 1835, 1836, 1837, 1838, 1839, 1841, 1842, 1843, 1844, 1845, 1846, 1847, 1848, 1849, 1851, 1852, 1853, 1854, 1855, 1856, 1857, 1858, 1859, 1861, 1862, 1863, 1864, 1865, 1866, 1867, 1868, 1869, 1871, 1872, 1873, 1874, 1875, 1876, 1877, 1878, 1879, 1881, 1882, 1883, 1884, 1885, 1886, 1887, 1888, 1889, 1891, 1892, 1893, 1894, 1895, 1896, 1897, 1898, 1899, 1901, 1902, 1903, 1904, 1905, 1906, 1907, 1908, 1909, 1911, 1912, 1913, 1914, 1915, 1916, 1917, 1918, 1919, 1921, 1922, 1923, 1924, 1925, 1926, 1927, 1928, 1929, 1931, 1932, 1933, 1934, 1935, 1936, 1937, 1938, 1939, 1941, 1942, 1943, 1944, 1945, 1946, 1947, 1948, 1949, 1951, 1952, 1953, 1954, 1955, 1956, 1957, 1958, 1959, 1961, 1962, 1963, 1964, 1965, 1966, 1967, 1968, 1969, 1971, 1972, 1973, 1974, 1975, 1976, 1977, 1978, 1979, 1981, 1982, 1983, 1984, 1985, 1986, 1987, 1988, 1989, 1991, 1992, 1993, 1994, 1995, 1996, 1997, 1998, 1999, 2001, 2002, 2003, 2004, 2005, 2006, 2007, 2008, 2009, 2011, 2012, 2013, 2014, 2015, 2016, 2017, 2018, 2019, 2021, 2022, 2023, 2024, 2025, 2026, 2027, 2028, 2029, 2031, 2032, 2033, 2034, 2035, 2036, 2037, 2038, 2039, 2041, 2042, 2043, 2044, 2045, 2046, 2047, 2048, 2049, 2051, 2052, 2053, 2054, 2055, 2056, 2057, 2058, 2059, 2061, 2062, 2063, 2064, 2065, 2066, 2067, 2068, 2069, 2071, 2072, 2073, 2074, 2075, 2076, 2077, 2078, 2079, 2081, 2082, 2083, 2084, 2085, 2086, 2087, 2088, 2089, 2091, 2092, 2093, 2094, 2095, 2096, 2097, 2098, 2099, 2101, 2102, 2103, 2104, 2105, 2106, 2107, 2108, 2109, 2111, 2112, 2113, 2114, 2115, 2116, 2117, 2118, 2119, 2121, 2122, 2123, 2124, 2125, 2126, 2127, 2128, 2129, 2131, 2132, 2133, 2134, 2135, 2136, 2137, 2138, 2139, 2141, 2142, 2143, 2144, 2145, 2146, 2147, 2148, 2149, 2151, 2152, 2153, 2154, 2155, 2156, 2157, 2158, 2159, 2161, 2162, 2163, 2164, 2165, 2166, 2167, 2168, 2169, 2171, 2172, 2173, 2174, 2175, 2176, 2177, 2178, 2179, 2181, 2182, 2183, 2184, 2185, 2186, 2187, 2188, 2189, 2191, 2192, 2193, 2194, 2195, 2196, 2197, 2198, 2199, 2201, 2202, 2203, 2204, 2205, 2206, 2207, 2208, 2209, 2211, 2212, 2213, 2214, 2215, 2216, 2217, 2218, 2219, 2221, 2222, 2223, 2224, 2225, 2226, 2227, 2228, 2229, 2231, 2232, 2233, 2234, 2235, 2236, 2237, 2238, 2239, 2241, 2242, 2243, 2244, 2245, 2246, 2247, 2248, 2249, 2251, 2252, 2253, 2254, 2255, 2256, 2257, 2258, 2259, 2261, 2262, 2263, 2264, 2265, 2266, 2267, 2268, 2269, 2271, 2272, 2273, 2274, 2275, 2276, 2277, 2278, 2279, 2281, 2282, 2283, 2284, 2285, 2286, 2287, 2288, 2289, 2291, 2292, 2293, 2294, 2295, 2296, 2297, 2298, 2299, 2301, 2302, 2303, 2304, 2305, 2306, 2307, 2308, 2309, 2311, 2312, 2313, 2314, 2315, 2316, 2317, 2318, 2319, 2321, 2322, 2323, 2324, 2325, 2326, 2327, 2328, 2329, 2331, 2332, 2333, 2334, 2335, 2336, 2337, 2338, 2339, 2341, 2342, 2343, 2344, 2345, 2346, 2347, 2348, 2349, 2351, 2352, 2353, 2354, 2355, 2356, 2357, 2358, 2359, 2361, 2362, 2363, 2364, 2365, 2366, 2367, 2368, 2369, 2371, 2372, 2373, 2374, 2375, 2376, 2377, 2378, 2379, 2381, 2382, 2383, 2384, 2385, 2386, 2387, 2388, 2389, 2391, 2392, 2393, 2394, 2395, 2396, 2397, 2398, 2399, 2401, 2402, 2403, 2404, 2405, 2406, 2407, 2408, 2409, 2411, 2412, 2413, 2414, 2415, 2416, 2417, 2418, 2419, 2421, 2422, 2423, 2424, 2425, 2426, 2427, 2428, 2429, 2431, 2432, 2433, 2434, 2435, 2436, 2437, 2438, 2439, 2441, 2442, 2443, 2444, 2445, 2446, 2447, 2448, 2449, 2451, 2452, 2453, 2454, 2455, 2456, 2457, 2458, 2459, 2461, 2462, 2463, 2464, 2465, 2466, 2467, 2468, 2469, 2471, 2472, 2473, 2474, 2475, 2476, 2477, 2478, 2479, 2481, 2482, 2483, 2484, 2485, 2486, 2487, 2488, 2489, 249			

ORIGIN: 11/11/15  
SAMPLE RECEIVING  
TESTAMERICA INC  
5755 8TH ST E

SHIP DATE: 12/22/15  
NO. OF PKGS: 45  
GROSS WT: 10.0000

FILE NO: 98424  
UNITED STATES OF AMERICA

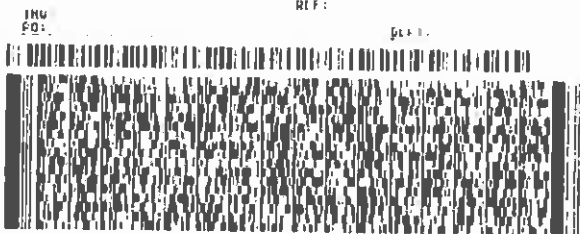
BILL TO: SENDER

Cooler lot 3

TO RECEIVING  
NORTHWESTER AQUATIC SCIENCES  
3814 YAQUENA BAY ROAD

Cooler Temp = 2°C

NEWPORT OR 97365



FedEx  
Express




1 of 3  
TRK# 6496 7498 2526  
11201  
## MASTER ##

TUE - 22 SEP 12:00P  
PRIORITY OVERNIGHT

86 ONPA

97365  
OR-US PDX

Print # 155148V-434 RIT2 04/15



TestAmerica  
THE LEADER IN ENVIRONMENTAL TESTING

Custody Seal

DATE: 9/22/15  
SIGNATURE: Cathy Gambel

TestAmerica  
THE LEADER IN ENVIRONMENTAL TESTING  
239193

TestAmerica  
THE LEADER IN ENVIRONMENTAL TESTING

Custody Seal

DATE: 9/22/15  
SIGNATURE: Cathy Gambel

TestAmerica  
THE LEADER IN ENVIRONMENTAL TESTING  
239194

135 of 137

GRISTON INC. MA 01930 920 2530  
SAMPLE RECEIVING  
TESTAMERICA INC  
5755 BTH ST E

SHIP DATE: 09/15  
RETURN TO: 410 GLENN  
ROAD 989246 WA FE 2802

FIFE, WA 98424  
UNITED STATES US

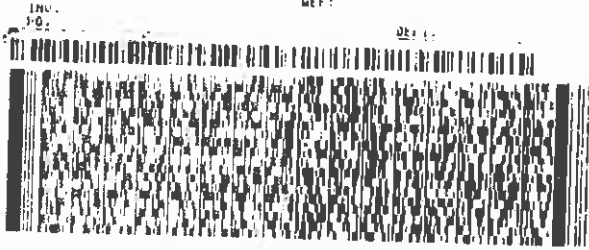
BILL TO: GRISTON

RECEIVING  
NORTHWESTER AQUATIC SCIENCES  
3814 YAQUENA BAY ROAD

NEWPORT OR 97365

Cooler 2 of 3

Cooler Temp = 2°C



FedEx  
Express



2 of 3  
MPS# 6496 7498 2537  
Mstr# 6496 7498 2526

TUE - 22 SEP 12:00P  
PRIORITY OVERNIGHT

86 ONPA

97365  
OR-US PDX



Part # 155148V-404 R172 04/15

239192  
THE LEADER IN ENVIRONMENTAL TESTING  
TestAmerica

Custody Seal

DATE

SIGNATURE

9/22/15  
Cathy Coakley

TestAmerica  
THE LEADER IN ENVIRONMENTAL TESTING  
239192

239191  
THE LEADER IN ENVIRONMENTAL TESTING  
TestAmerica

Custody Seal

DATE

SIGNATURE

9/22/15  
Cathy Coakley

TestAmerica  
THE LEADER IN ENVIRONMENTAL TESTING  
239191

136 of 137

ORIGIN ID:TCMA 259 922 731  
SAMPLE RECEIVING  
TESTAMERICA INC  
5755 BTH ST E

SHIP DATE: 21 SEP 15  
ACTIVITY: 40.0 LB MAN  
CADD: 989 746 1 AFF 2817

FILE NO: 38424  
UNITED STATES US

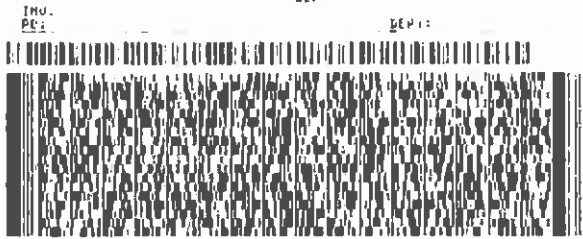
BILL NUMBER

10 RECEIVING  
NORTHWESTER AQUATIC SCIENCES  
3814 YAQUENA BAY ROAD

Cooler 3x3

Cooler Temp = 1°C

NEWPORT OR 97365




3 of 3  
MPS# 6496 7498 2548  
0263  
Mstr# 6496 7498 2526

TUE - 22 SEP 12:00P  
PRIORITY OVERNIGHT

86 ONPA

97365  
OR - US PDX



Printed 158148V-434 RIT2 0415



Custody Seal

9/21/15  
Cathy Campbell

DATE

SIGNATURE



Custody Seal

9/21/15  
Cathy Campbell

DATE

SIGNATURE





**APPENDIX III**

**RAW DATA – REFERENCE TOXICANT TEST**

Test No. 999-3476 Client: QC Test Investigator \_\_\_\_\_  
 Test Type (range-finding/definitive) \_\_\_\_\_ Test Length (hr) 96  
 Species Hyalella azteca

**STUDY MANAGEMENT**

Client: QC test  
 Client's Study Monitor: QC test  
 Testing Laboratory: Northwestern Aquatic Sciences  
 Test Location: Newport Laboratory  
 Laboratory's Study Personnel:  
 Proj. Man./Study Dir. G.J. Irissari<sup>632</sup>  
 QA Officer L. K. Nemeth  
 1. GA Baker 2. \_\_\_\_\_  
 3. \_\_\_\_\_ 4. \_\_\_\_\_  
 Test Beginning: 9-25-15 1015 Test Ending: 9-29-15 1115

**TEST MATERIAL**

Description: Potassium Chloride Crystals - Lot No.: 117689<sup>Fisher</sup>  
 NAS Sample No. \_\_\_\_\_  
 Date of Collection: \_\_\_\_\_  
 Date of Receipt: \_\_\_\_\_  
 Temperature (deg C): \_\_\_\_\_  
 Dissolved oxygen (mg/L): \_\_\_\_\_  
 pH: \_\_\_\_\_  
 Conductivity (umhos/cm): \_\_\_\_\_  
 Hardness (mg/L): \_\_\_\_\_  
 Alkalinity (mg/L): \_\_\_\_\_  
 Salinity (ppt): \_\_\_\_\_  
 Total chlorine (mg/L): \_\_\_\_\_  
 Total ammonia-N (mg/L): \_\_\_\_\_

**DILUTION WATER**

Description: Moderately hard synthetic water  
 Date of Preparation/Collection: 9-22-15  
 Water Quality: Cond. (umhos/cm): 299 Salinity (ppt): \_\_\_\_\_ pH 7.9  
 Hardness (mg/L as CaCO<sub>3</sub>): 94 Alkalinity (mg/L as CaCO<sub>3</sub>): 70  
 Treatments: Aerated ≥ 24 hrs

**TEST LOCATION**

Test conducted in (circle one) room 1 room 2 trailer water bath other: \_\_\_\_\_

**Randomization chart:**

B	0.125	φ	0.063	0.5	1.0	0.25				
A	φ	1.0	0.25	0.125	0.5	0.063				

Error codes: 1) Correction of handwriting error  
 2) Written in wrong location; entry deleted  
 3) Wrong date deleted; replaced with correct date  
 4) Error found in measurement; measurement repeated

Test No. 999-3476 Client \_\_\_\_\_ QC Test \_\_\_\_\_ Investigator \_\_\_\_\_

**TEST ORGANISMS**

Species: Hyalella azteca Age: 7-8 DAYS Size: \_\_\_\_\_  
Source: Chesapeake Cultures, Hayes, VA Date received: 9-23-15

Acclimation Data:

Date	Temp. (deg.C)	pH	DO (mg/L)	Cond. umhos/cm	Hardness (mg/L)	Alkalinity (mg/L)	Feeding		Water changes
							Amount	description	
9-23-15	20.8	7.1	>15.0	600	120	200	10 ml	YTC	YES
9-24-15	20.7	7.3	8.6	196	51	80	"	"	YES
9-25-15	22.4	7.4	8.7	190	51	70	-	-	-
Mean	21.3	7.3	10.8	329	74	117			
S.D.	1.0	0.2	3.7	235	40	72			
(N)	3	3	3	3	3	3			

Photoperiod during acclimation: 16:8, L:D

**TEST PROCEDURES AND CONDITIONS**

Test concentrations (50% series recommended): 1, 0.5, 0.25, 0.125, 0.063 0 g/L

Test chamber: 250 ml glass beakers Test volume: 100 ml  
Replicates/treatment: 2 Organisms/treatment: 20 (10/rep)  
Test water changes: None Aeration during test: None  
Feeding: 0.5 ml YTC suspension per beaker on days 0 and 2

Duration: 24-hr, 48-hr, 96-hr Test temperature (deg.C): 23 ± 1 or 20 ± 1  
Beaker placement: Stratified randomization Photoperiod: 16:8, L:D

**MISCELLANEOUS NOTES**

Test solution preparation:

Working stock: Dissolve 0.5g KCl crystals in dilution water and dilute to 500 mL.  
Final conc.: 1.0 g/L.

Test concentration (g/L)	KCl working stock (ml/200ml)	Dilution water
1	200	Brought up to final volume of 200 ml with dilution water and distributed evenly between two replicates
0.5	100	
0.25	50	
0.125	25	
0.063	12.5	
0	0	

GS  
9-25-15

Test No. 999-3476 Client \_\_\_\_\_ QC Test \_\_\_\_\_

12/22/2015

DAILY RECORD SHEET

Day 0 (9/25/15) LB

Conc. (g/L)	Temp. (deg.C)	pH	Cond. (umhos/cm)	DO (ppm)	Hardness (mg/L)	Alkalinity (mg/L)	Survivors	
							A	B
1. 1	23.5	7.9	1995	8.5	94	80	10	10
2. 0.5	23.5	7.8	1130	8.6			10	10
3. 0.25	23.5	7.8	766	8.7			10	10
4. 0.125	23.5	7.8	520	8.6			10	10
5. 0.063	23.5	7.8	415	8.5			10	10
6. 0	23.6	7.8	306	8.6	94	70		

Each beaker fed 0.5 ml YTC suspension. Initials: LB

Day 1 (9/26/15) LB

Conc. (g/L)	Temp. (deg.C)	pH	Cond. (umhos/cm)	DO (ppm)	Hardness (mg/L)	Alkalinity (mg/L)	Survivors	
							A	B
1. 1	23.8	7.6	1979	8.3			3(70)	4(60)
2. 0.5	23.7	7.6	1128	8.3			8(20)	8(20)
3. 0.25	23.8	7.6	743	8.5			10	10
4. 0.125	23.8	7.6	505	8.3			10	10
5. 0.063	23.7	7.6	405	8.2			10	10
6. 0	23.8	7.7	302	8.4			10	10

Day 2 (9/27/15) LB

Conc. (g/L)	Temp. (deg.C)	pH	Cond. (umhos/cm)	DO (ppm)	Hardness (mg/L)	Alkalinity (mg/L)	Survivors	
							A	B
1. 1	23.2	7.8	1950	7.9			0(30)	0(40)
2. 0.5	23.1	7.7	1176	7.9			3(50)	4(40)
3. 0.25	23.3	7.6	755	8.0			10	10
4. 0.125	23.2	7.6	523	8.0			10	10
5. 0.063	23.2	7.5	421	8.0			10	10
6. 0	23.3	7.5	324	8.1			10	10

Each beaker fed 0.5 ml YTC suspension. Initials: LB

Day 3 (9/28/15) LB/MS

Conc. (g/L)	Temp. (deg.C)	pH	Cond. (umhos/cm)	DO (ppm)	Hardness (mg/L)	Alkalinity (mg/L)	Survivors	
							A	B
1. 1	—	—	—	—			0	0
2. 0.5	23.4	7.9	1164	8.0			2(15)	2(20)
3. 0.25	23.7	7.8	743	7.8			10	10
4. 0.125	23.6	7.7	509	7.8			10	10
5. 0.063	23.6	7.7	410	7.8			10	10
6. 0	23.7	7.8	308	7.8			10	10

Day 4 (9/29/15) LB/MS

Conc. (g/L)	Temp. (deg.C)	pH	Cond. (umhos/cm)	DO (ppm)	Hardness (mg/L)	Alkalinity (mg/L)	Survivors	
							A	B
1. 1	—	—	—	—			0	0
2. 0.5	23.8	8.0	1247	7.8			2	2
3. 0.25	23.8	7.9	770	7.8			9(10)	10
4. 0.125	23.9	7.8	543	7.8			9(10)	10
5. 0.063	23.8	7.8	434	7.8			10	10
6. 0	23.5	7.8	340	7.9	103	90	10	10

Mean  
SD  
n

(SEE PAGE 4)

Hyaella azteca Acute Water Quality

Water Quality Data - test #999-3476 Hyaella KCl QC test							
Day	Concentration (g/L)	Temperature	pH	Conductivity	DO	Hardness	Alkalinity
0	1	23.5	7.9	1995	8.5	94	80
0	0.5	23.5	7.8	1130	8.6		
0	0.25	23.5	7.8	766	8.7		
0	0.125	23.5	7.8	520	5.6		
0	0.063	23.5	7.8	415	8.5		
0	0	23.6	7.8	306	8.6	94	70
1	1	23.8	7.6	1979	8.3		
1	0.5	23.7	7.6	1128	8.3		
1	0.25	23.8	7.6	743	8.5		
1	0.125	23.8	7.6	505	8.3		
1	0.063	23.7	7.6	405	8.2		
1	0	23.8	7.7	302	8.4		
2	1	23.2	7.8	1950	7.9		
2	0.5	23.1	7.7	1176	7.9		
2	0.25	23.3	7.6	755	8.0		
2	0.125	23.2	7.6	523	8.0		
2	0.063	23.2	7.5	421	8.0		
2	0	23.3	7.5	324	8.1		
3	1						
3	0.5	23.4	7.9	1164	8.0		
3	0.25	23.7	7.8	743	7.8		
3	0.125	23.6	7.7	509	7.8		
3	0.063	23.6	7.7	410	7.8		
3	0	23.7	7.5	308	7.8		
4	1						
4	0.5	23.8	8.0	1247	7.8		
4	0.25	23.8	7.9	770	7.8		
4	0.125	23.9	7.8	543	7.8		
4	0.063	23.8	7.8	434	7.8		
4	0	23.5	7.8	340	7.9	103	90
	MEAN	23.6	7.7		8.0	97	80
	SD	0.2	0.1		0.6	5	10
	N	28	28		28	3	3
	MIN	23.1	7.5		5.6	94	70
	MAX	23.9	8.0		8.7	103	90
		MEAN 1.0 g/L		1975			
		SD					
		N		3			
		MEAN 0 g/L		316			
		SD		16			
		N		5			

data entry verified against laboratory bench sheets 12/22/2015  
12/22/2015

# Chesapeake Cultures

P.O. Box 507 Hayes, VA 23072 (804)693-4046 (804)694-4704 fax  
www.c-cultures.com  
growfish@c-cultures.com

12/22/2015

NAS  
Shipment Information

Rec 9-23-15  
LB

Species Hyalinella azteca Date 9/22/15  
Age ~ 4-5 days on ship. ~ 1.5 mm P.O. No. verba C  
Quantity 1550+ Invoice No. 8831

Temperature 24°C Salinity — pH 7.85

Notes \_\_\_\_\_  
\_\_\_\_\_  
\_\_\_\_\_  
\_\_\_\_\_

Biologist 

*Please inspect shipment and report any problem immediately*

**Acute 96-hr Toxicity Test-96 Hr Survival**

Start Date: 9/25/2015 10:15 Test ID: 999-3476 Sample ID: REF-Ref Toxicant  
 End Date: 9/29/2015 11:15 Lab ID: ORNAS-Northwestern Aquati Sample Type: KCL-Potassium chloride  
 Sample Date: Protocol: NASXXXHA1-Hyalella acute Test Species: HA-Hyalella azteca  
 Comments:

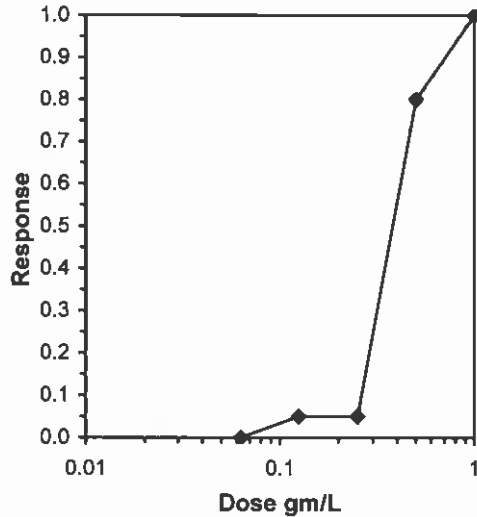
Conc-gm/L	1	2
D-Control	1.0000	1.0000
0.063	1.0000	1.0000
0.125	0.9000	1.0000
0.25	0.9000	1.0000
0.5	0.2000	0.2000
1	0.0000	0.0000

Conc-gm/L	Transform: Arcsin Square Root							Number Resp	Total Number
	Mean	N-Mean	Mean	Min	Max	CV%	N		
D-Control	1.0000	1.0000	1.4120	1.4120	1.4120	0.000	2	0	20
0.063	1.0000	1.0000	1.4120	1.4120	1.4120	0.000	2	0	20
0.125	0.9500	0.9500	1.3305	1.2490	1.4120	8.661	2	1	20
0.25	0.9500	0.9500	1.3305	1.2490	1.4120	8.661	2	1	20
0.5	0.2000	0.2000	0.4636	0.4636	0.4636	0.000	2	16	20
1	0.0000	0.0000	0.1588	0.1588	0.1588	0.000	2	20	20

**Auxiliary Tests** Statistic Critical Skew Kurt  
 Normality of the data set cannot be confirmed  
 Equality of variance cannot be confirmed

Trimmed Spearman-Kärber

Trim Level	EC50	95% CL	
0.0%	0.3790	0.3241	0.4432
5.0%	0.3912	0.3405	0.4493
10.0%	0.3850	0.3344	0.4432
20.0%	0.3789	0.3410	0.4211
Auto-0.0%	0.3790	0.3241	0.4432

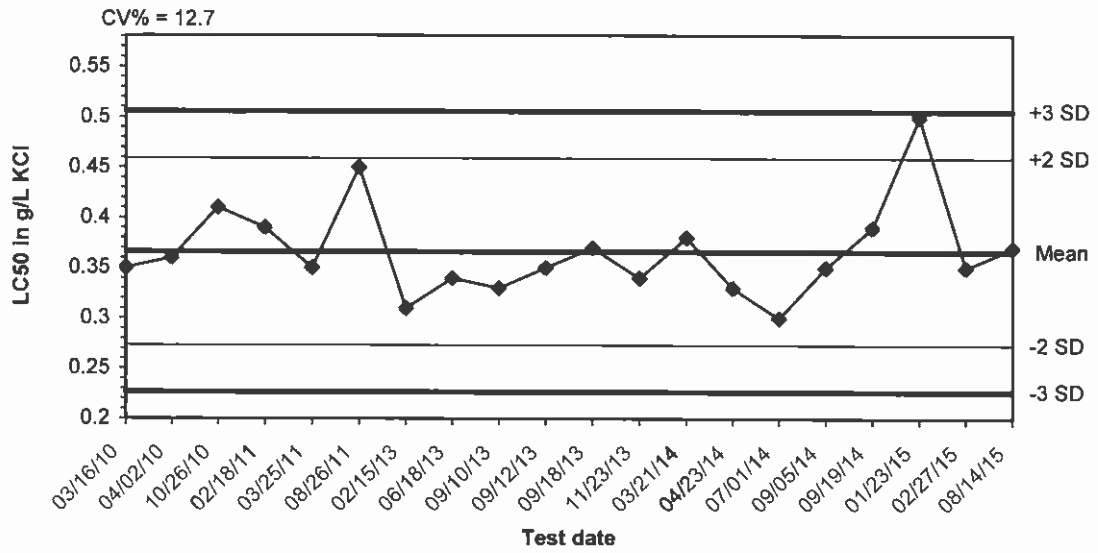


Test: AT-Acute 96-hr Toxicity Test					Test ID: 999-3476				
Species: HA-Hyalella azteca					Protocol: NASXXXHA1-Hyalella acute				
Sample ID: REF-Ref Toxicant					Sample Type: KCL-Potassium chloride				
Start Date: 9/25/2015 10:15			End Date: 9/29/2015 11:1		Lab ID: ORNAS-Northwestern Aquatic Sciences				
Pos	ID	Rep	Group	Start	24 Hr	48 Hr	72 Hr	96 Hr	Notes
	1	1	D-Control	10				10	
	2	2	D-Control	10				10	
	3	1	0.063	10				10	
	4	2	0.063	10				10	
	5	1	0.125	10				9	
	6	2	0.125	10				10	
	7	1	0.250	10				9	
	8	2	0.250	10				10	
	9	1	0.500	10				2	
	10	2	0.500	10				2	
	11	1	1.000	10				0	
	12	2	1.000	10				0	

Comments: data entry verified against laboratory bench sheets 12-14-15\_jmf



**Amphipod, *Hyaella azteca*, acute reference toxicant test**



Dates	Values	Mean	-2 SD	-3 SD	+2 SD	+3 SD
03/16/10	0.3500	0.3660	0.2730	0.2265	0.4590	0.5055
04/02/10	0.3600	0.3660	0.2730	0.2265	0.4590	0.5055
10/26/10	0.4100	0.3660	0.2730	0.2265	0.4590	0.5055
02/18/11	0.3900	0.3660	0.2730	0.2265	0.4590	0.5055
03/25/11	0.3500	0.3660	0.2730	0.2265	0.4590	0.5055
08/26/11	0.4500	0.3660	0.2730	0.2265	0.4590	0.5055
02/15/13	0.3100	0.3660	0.2730	0.2265	0.4590	0.5055
06/18/13	0.3400	0.3660	0.2730	0.2265	0.4590	0.5055
09/10/13	0.3300	0.3660	0.2730	0.2265	0.4590	0.5055
09/12/13	0.3500	0.3660	0.2730	0.2265	0.4590	0.5055
09/18/13	0.3700	0.3660	0.2730	0.2265	0.4590	0.5055
11/23/13	0.3400	0.3660	0.2730	0.2265	0.4590	0.5055
03/21/14	0.3800	0.3660	0.2730	0.2265	0.4590	0.5055
04/23/14	0.3300	0.3660	0.2730	0.2265	0.4590	0.5055
07/01/14	0.3000	0.3660	0.2730	0.2265	0.4590	0.5055
09/05/14	0.3500	0.3660	0.2730	0.2265	0.4590	0.5055
09/19/14	0.3900	0.3660	0.2730	0.2265	0.4590	0.5055
01/23/15	0.5000	0.3660	0.2730	0.2265	0.4590	0.5055
02/27/15	0.3500	0.3660	0.2730	0.2265	0.4590	0.5055
08/14/15	0.3700	0.3660	0.2730	0.2265	0.4590	0.5055

# Shipping and Receiving Documents



Test America, Kris Allen  
5755 8th Street East  
Tacoma, WA 98424  
(253) 248-4970

580-53253 Chain of Custody

**CHAIN OF CUSTODY RECORD**

Red Devil Mine 2015/AK  
1001095.0002  
Method of Shipment: FedEx Priority Overnight

No: 10-091115-121237-0007  
E&E, Inc., Mark Longtine  
720 Third St, Suite 1700  
Seattle, WA 98104 (206) 624-9537

Lab #	Sample #	Analyses	Matrix	Collected	Sample Time	Numb Cont	Container	Preservative	Lab QC	Description
	0915EB01	Methylmercury	water	9/10/2015	14:30	1	250ml FLPE	None		
	0915EB01	Total TAL Metals	water	9/10/2015	14:30	1	250ml HDPE	HNO3 pH<2	N	
	0915FB01	Total Low-Level Mercury	water	9/10/2015	18:00	1	250ml FLPE	None	N	
	0915FB02	Total Low-Level Mercury	water	9/10/2015	18:05	1	250ml FLPE	None	N	
	0915FB03	Total Low-Level Mercury	water	9/10/2015	18:10	1	250ml FLPE	None	N	
	0915MMW01GW	Total Low-Level Mercury	Ground Water	9/3/2015	20:25	1	250ml FLPE	None	N	
	0915MMW01GW	Nitrate Nitrite as N	Ground Water	9/3/2015	20:25	1	250 mL HDPE	H2SO4 pH<2	N	
	0915MMW01GW	Total Suspended Solids	Ground Water	9/3/2015	20:25	1	500 mL HDPE	None	N	
	0915MMW01GW	Dissolved Low-Level Mercury	Ground Water	9/3/2015	20:25	1	250ml FLPE	None	N	
	0915MMW01GW	Total TAL Metals	Ground Water	9/3/2015	20:25	2	250 mL HDPE	HNO3 pH<2	N	
	0915MMW01GW	Alkalinity as CO3/HCO3 and Inorganic Ions	Ground Water	9/3/2015	20:25	1	250 mL HDPE	None	N	
	0915MMW06GW	Total Low-Level Mercury	Ground Water	9/8/2015	14:10	1	250ml FLPE	None	N	

Special Instructions: TAL metals includes Hg  
All samples for Brooks Rand (LL mercury, methylmercury, Hg SSE) have labels on outside of bag only.  
All groundwater samples for TDS, dissolved Hg have been field filtered.

SAMPLES TRANSFERRED FROM  
CHAIN OF CUSTODY #

Items/Reason	Relinquished by (Signature and Organization)	Date/Time	Received by (Signature and Organization)	Date/Time	Sample Condition Upon Receipt
	<i>[Signature]</i> E&E	9-11-15/1935	<i>[Signature]</i> T&AN	9/11/15 1935	
	<i>[Signature]</i>	9/11/15 200	<i>[Signature]</i> T&S&H	9/12/15 1110	

Temps: 3.2, 3.0, 1.7, 2.5, 3.1, 4.0, 2.8, 1.5, 1.8, 2.8, 4.1, 4.0, 2.1, 1.4, 2.2, 3.7, 3.9, 3.5, 2.8

Test America, Kris Allen  
 5755 8th Street East  
 Tacoma, WA 98424  
 (253) 248-4970

CHAIN OF CUSTODY RECORD  
 Red Devil Mine 2015/AK  
 1001095.0002  
 Method of Shipment: FedEx Priority Overnight

No: 10-091115-121237-0007  
 E&E, Inc., Mark Longline  
 720 Third St, Suite 1700  
 Seattle, WA 98104 (206) 624-9537

Lab #	Sample #	Analyses	Matrix	Collected	Sample Time	Numb Cont	Container	Preservative	Lab QC	Description
	0915MMW06GW	Total TAL Metals	Ground Water	9/8/2015	14:10	1	250 mL HDPE	HNO3 pH<2	N	
	0915MMW06GW	Nitrate Nitrite as N	Ground Water	9/8/2015	14:10	1	250 mL HDPE	H2SO4 pH<2	N	
	0915MMW06GW	Total Suspended Solids	Ground Water	9/8/2015	14:10	1	500 mL HDPE	None	N	
	0915MMW06GW	Alkalinity as CO3/HCO3 and Inorganic Ions	Ground Water	9/8/2015	14:10	1	250 mL HDPE	None	N	
	0915MMW06GW	Dissolved Low-Level Mercury	Ground Water	9/8/2015	14:10	1	250mL FLPE	None	N	
	0915MMW08GW	Alkalinity as CO3/HCO3 and Inorganic Ions	Ground Water	9/8/2015	09:30	1	250 mL HDPE	None	N	
	0915MMW08GW	Nitrate Nitrite as N	Ground Water	9/8/2015	09:30	1	250 mL HDPE	H2SO4 pH<2	N	
	0915MMW08GW	Total Suspended Solids	Ground Water	9/8/2015	09:30	1	500 mL HDPE	None	N	
	0915MMW08GW	Total TAL Metals	Ground Water	9/8/2015	09:30	1	250 mL HDPE	HNO3 pH<2	N	
	0915MMW08GW	Total Low-Level Mercury	Ground Water	9/8/2015	09:30	1	250mL FLPE	None	N	

Special Instructions: TAL metals includes Hg  
 All samples for Brooks Rand (LL mercury, methylmercury, Hg SSE) have labels on outside of bag only.  
 All groundwater samples for TDS, dissolved Hg have been field filtered.

**SAMPLES TRANSFERRED FROM  
 CHAIN OF CUSTODY #**

Items/Reason	Relinquished by (Signature and Organization)	Date/Time	Received by (Signature and Organization)	Date/Time	Sample Condition Upon Receipt
			<i>[Signature]</i> TA-SEA	9/12/15 1110	

Test America, Kris Allen  
 5755 8th Street East  
 Tacoma, WA 98424  
 (253) 248-4970

CHAIN OF CUSTODY RECORD  
 Red Devil Mine 2015/AK  
 1001095.0002  
 Method of Shipment: FedEx Priority Overnight

No: 10-091115-121237-0007  
 E&E, Inc., Mark Longline  
 720 Third St, Suite 1700  
 Seattle, WA 98104 (206) 624-9537

Lab #	Sample #	Analyses	Matrix	Collected	Sample Time	Numb Cont	Container	Preservative	Lab QC	Description
	0915MMW08GW	Dissolved Low-Level Mercury	Ground Water	9/8/2015	09:30	1	250mL FLPE	None	N	
	0915MMW09GW	Dissolved Low-Level Mercury	Ground Water	9/9/2015	09:52	1	250mL FLPE	None	N	
	0915MMW09GW	Total Suspended Solids	Ground Water	9/9/2015	09:52	1	500 mL HDPE	None	N	
	0915MMW09GW	Total Low-Level Mercury	Ground Water	9/9/2015	09:52	1	250mL FLPE	None	N	
	0915MMW09GW	Alkalinity as CO3/HCO3 and Inorganic Ions	Ground Water	9/9/2015	09:52	1	250 mL HDPE	None	N	
	0915MMW09GW	Nitrate Nitrite as N	Ground Water	9/9/2015	09:52	1	250 mL HDPE	H2SO4 pH<2	N	
	0915MMW09GW	Total TAL Metals	Ground Water	9/9/2015	09:52	1	250 mL HDPE	HNO3 pH<2	N	
	0915MMW10GW	Total Suspended Solids	Ground Water	9/5/2015	13:35	1	500 mL HDPE	None	N	
	0915MMW10GW	Nitrate Nitrite as N	Ground Water	9/5/2015	13:35	1	250 mL HDPE	H2SO4 pH<2	N	
	0915MMW10GW	Alkalinity as CO3/HCO3 and Inorganic Ions	Ground Water	9/5/2015	13:35	1	250 mL HDPE	None	N	

Special Instructions: TAL metals includes Hg  
 All samples for Brooks Rand (LL mercury, methylmercury, Hg SSE) have labels on outside of bag only.  
 All groundwater samples for TDS, dissolved Hg have been field filtered.

SAMPLES TRANSFERRED FROM  
 CHAIN OF CUSTODY #

Items/Reason	Relinquished by (Signature and Organization)	Date/Time	Received by (Signature and Organization)	Date/Time	Sample Condition Upon Receipt
			<i>[Signature]</i> / TAA-SEH	9/12/15 1110	

**Test America, Kris Allen**  
 5755 8th Street East  
 Tacoma, WA 98424  
 (253) 248-4970

**CHAIN OF CUSTODY RECORD**  
 Red Devil Mine 2015/AK  
 1001095.0002  
 Method of Shipment: FedEx Priority Overnight

**No: 10-091115-121237-0007**  
 E&E, Inc., Mark Longline  
 720 Third St, Suite 1700  
 Seattle, WA 98104 (206) 624-9537

Lab #	Sample #	Analyses	Matrix	Collected	Sample Time	Numb Cont	Container	Preservative	Lab QC	Description
	0915MMW10GW	Dissolved Low-Level Mercury	Ground Water	9/5/2015	13:35	1	250mL FLPE	None	N	
	0915MMW10GW	Total Low-Level Mercury	Ground Water	9/5/2015	13:35	1	250mL FLPE	None	N	
	0915MMW10GW	Total TAL Metals	Ground Water	9/5/2015	13:35	1	250 mL HDPE	HNO3 pH<2	N	
	0915MMW16GW	Alkalinity as CO3/HCO3 and Inorganic Ions	Ground Water	9/5/2015	18:20	1	250 mL HDPE	None	N	
	0915MMW16GW	Dissolved Low-Level Mercury	Ground Water	9/5/2015	18:20	1	250mL FLPE	None	N	
	0915MMW16GW	Total Low-Level Mercury	Ground Water	9/5/2015	18:20	1	250mL FLPE	None	N	
	0915MMW16GW	Total TAL Metals	Ground Water	9/5/2015	18:20	1	250 mL HDPE	HNO3 pH<2	N	
	0915MMW16GW	Nitrate Nitrite as N	Ground Water	9/5/2015	18:20	1	250 mL HDPE	H2SO4 pH<2	N	
	0915MMW16GW	Total Suspended Solids	Ground Water	9/5/2015	18:20	1	500 mL HDPE	None	N	
	0915MMW17GW	Alkalinity as CO3/HCO3 and Inorganic Ions	Ground Water	9/5/2015	16:20	1	250 mL HDPE	None	N	

Special Instructions: TAL metals includes Hg

All samples for Brooks Rand (LL mercury, methylmercury, Hg SSE) have labels on outside of bag only.

All groundwater samples for TDS, dissolved Hg have been field filtered.

**SAMPLES TRANSFERRED FROM CHAIN OF CUSTODY #**

Items/Reason	Relinquished by (Signature and Organization)	Date/Time	Received by (Signature and Organization)	Date/Time	Sample Condition Upon Receipt
			<i>[Signature]</i> / TASHA	9/14/15 1110	

Test America, Kris Allen  
 5755 8th Street East  
 Tacoma, WA 98424  
 (253) 248-4970

CHAIN OF CUSTODY RECORD  
 Red Devil Mine 2015/AK  
 1001095.0002  
 Method of Shipment: FedEx Priority Overnight

No: 10-091115-121237-0007  
 E&E, Inc., Mark Longline  
 720 Third St, Suite 1700  
 Seattle, WA 98104 (206) 624-9537

Lab #	Sample #	Analyses	Matrix	Collected	Sample Time	Numb Cont	Container	Preservative	Lab QC	Description
	0915MMW17GW	Dissolved Low-Level Mercury	Ground Water	9/5/2015	16:20	1	250mL FLPE	None	N	
	0915MMW17GW	Total Suspended Solids	Ground Water	9/5/2015	16:20	1	500 mL HDPE	None	N	
	0915MMW17GW	Total TAL Metals	Ground Water	9/5/2015	16:20	1	250 mL HDPE	HNO3 pH<2	N	
	0915MMW17GW	Nitrate Nitrite as N	Ground Water	9/5/2015	16:20	1	250 mL HDPE	H2SO4 pH<2	N	
	0915MMW17GW	Total Low-Level Mercury	Ground Water	9/5/2015	16:20	1	250mL FLPE	None	N	
	0915MMW19GW	BTEX/GRO	Ground Water	9/8/2015	17:15	12	40 ml VOA	HCl	Y	MS/MSD
	0915MMW19GW	Total Suspended Solids	Ground Water	9/8/2015	17:15	2	500 mL HDPE	None	Y	lab duplicate
	0915MMW19GW	Alkalinity as CO3/HCO3 and Inorganic Ions	Ground Water	9/8/2015	17:15	2	250 mL HDPE	None	Y	lab duplicate
	0915MMW19GW	Semi-Volatile Organic Compounds	Ground Water	9/8/2015	17:15	4	1 liter amber	None	Y	MS/MSD
	0915MMW19GW	Total TAL Metals	Ground Water	9/8/2015	17:15	2	250 mL HDPE	HNO3 pH<2	Y	MS/MSD

Special Instructions: TAL metals includes Hg  
 All samples for Brooks Rand (LL mercury, methylmercury, Hg SSE) have labels on outside of bag only.  
 All groundwater samples for TDS, dissolved Hg have been field filtered.

**SAMPLES TRANSFERRED FROM CHAIN OF CUSTODY #**

Items/Reason	Relinquished by (Signature and Organization)	Date/Time	Received by (Signature and Organization)	Date/Time	Sample Condition Upon Receipt
			<i>[Signature]</i> / T.A.-SEK	9/12/15 1110	

**Test America, Kris Allen**  
 5755 8th Street East  
 Tacoma, WA 98424  
 (253) 248-4970

**CHAIN OF CUSTODY RECORD**  
 Red Devil Mine 2015/AK  
 1001095.0002  
 Method of Shipment: FedEx Priority Overnight

**No: 10-091115-121237-0007**  
 E&E, Inc., Mark Longline  
 720 Third St, Suite 1700  
 Seattle, WA 98104 (206) 624-9537

Lab #	Sample #	Analyses	Matrix	Collected	Sample Time	Numb Cont	Container	Preservative	Lab QC	Description
	0915MMW19GW	Dissolved Low-Level Mercury	Ground Water	9/8/2015	17:15	1	250mL FLPE	None	Y	MS/MSD
	0915MMW19GW	Diesel Range Organics	Ground Water	9/8/2015	17:15	5	250 mL glass	HCl	Y	MS/MSD
	0915MMW19GW	Total Low-Level Mercury	Ground Water	9/8/2015	17:15	1	250mL FLPE	None	Y	MS/MSD
	0915MMW19GW	Nitrate Nitrite as N	Ground Water	9/8/2015	17:15	2	250 mL HDPE	H2SO4 pH<2	Y	lab duplicate
	0915MMW22GW	Nitrate Nitrite as N	Ground Water	9/9/2015	10:20	1	250 mL HDPE	H2SO4 pH<2	N	
	0915MMW22GW	Total Suspended Solids	Ground Water	9/9/2015	10:20	1	500 mL HDPE	None	Y	
	0915MMW22GW	Alkalinity as CO3/HCO3 and Inorganic Ions	Ground Water	9/9/2015	10:20	1	250 mL HDPE	None	N	
	0915MMW22GW	Total Low-Level Mercury	Ground Water	9/9/2015	10:20	1	250mL FLPE	None	N	
	0915MMW22GW	Dissolved Low-Level Mercury	Ground Water	9/9/2015	10:20	1	250mL FLPE	None	N	
	0915MMW22GW	Total TAL Metals	Ground Water	9/9/2015	10:20	1	250 mL HDPE	HNO3 pH<2	N	

Special Instructions: TAL metals includes Hg  
 All samples for Brooks Rand (LL mercury, methylmercury, Hg SSE) have labels on outside of bag only.  
 All groundwater samples for TDS, dissolved Hg have been field filtered.

**SAMPLES TRANSFERRED FROM**  
**CHAIN OF CUSTODY #**

Items/Reason	Relinquished by (Signature and Organization)	Date/Time	Received by (Signature and Organization)	Date/Time	Sample Condition Upon Receipt
			<i>[Signature]</i> / TASETH	9/2/15 1110	



Test America, Kris Allen  
 5755 8th Street East  
 Tacoma, WA 98424  
 (253) 248-4970

CHAIN OF CUSTODY RECORD  
 Red Devil Mine 2015/AK  
 1001095.0002  
 Method of Shipment: FedEx Priority Overnight

No: 10-091115-121237-0007  
 E&E, Inc., Mark Longtine  
 720 Third St, Suite 1700  
 Seattle, WA 98104 (206) 624-9537

Lab #	Sample #	Analyses	Matrix	Collected	Sample Time	Numb Cont	Container	Preservative	Lab QC	Description
	0915MMW22GW	Diesel Range Organics	Ground Water	9/9/2015	10:20	2	250 mL glass	HCl	N	
	0915MMW22GW	BTEX/GRO	Ground Water	9/9/2015	10:20	6	40 ml VOA	HCl	N	
	0915MMW22GW	Semi-Volatile Organic Compounds	Ground Water	9/9/2015	10:20	2	1 liter amber	None	N	
	0915MMW26GW	Total TAL Metals	Ground Water	9/4/2015	10:50	2	250 mL HDPE	HNO3 pH<2	N	
	0915MMW26GW	Dissolved Low-Level Mercury	Ground Water	9/4/2015	10:50	1	250mL FLPE	None	N	
	0915MMW26GW	Nitrate Nitrite as N	Ground Water	9/4/2015	10:50	1	250 mL HDPE	H2SO4 pH<2	N	
	0915MMW26GW	Alkalinity as CO3/HCO3 and Inorganic Ions	Ground Water	9/4/2015	10:50	1	250 mL HDPE	None	N	
	0915MMW26GW	Total Low-Level Mercury	Ground Water	9/4/2015	10:50	1	250mL FLPE	None	N	
	0915MMW26GW	Total Suspended Solids	Ground Water	9/4/2015	10:50	1	500 mL HDPE	None	N	
	0915MMW27GW	Total TAL Metals	Ground Water	9/4/2015	20:55	2	250 mL HDPE	HNO3 pH<2	N	

Special Instructions: TAL metals includes Hg

All samples for Brooks Rand (LL mercury, methylmercury, Hg SSE) have labels on outside of bag only.

All groundwater samples for TDS, dissolved Hg have been field filtered.

**SAMPLES TRANSFERRED FROM**

**CHAIN OF CUSTODY #**

Items/Reason	Relinquished by (Signature and Organization)	Date/Time	Received by (Signature and Organization)	Date/Time	Sample Condition Upon Receipt
			<i>[Signature]</i> / TASEH	9/12/15 11:10	

Test America, Kris Allen  
 5755 8th Street East  
 Tacoma, WA 98424  
 (253) 248-4970

CHAIN OF CUSTODY RECORD  
 Red Devil Mine 2015/AK  
 1001095.0002  
 Method of Shipment: FedEx Priority Overnight

No: 10-091115-121237-0007  
 E&E, Inc., Mark Longline  
 720 Third St, Suite 1700  
 Seattle, WA 98104 (206) 624-9537

Lab #	Sample #	Analyses	Matrix	Collected	Sample Time	Numb Cont	Container	Preservative	Lab QC	Description
	0915MMW27GW	Nitrate Nitrite as N	Ground Water	9/4/2015	20:55	1	250 mL HDPE	H2SO4 pH<2	N	
	0915MMW27GW	Total Suspended Solids	Ground Water	9/4/2015	20:55	1	500 mL HDPE	None	N	
	0915MMW27GW	Alkalinity as CO3/HCO3 and Inorganic Ions	Ground Water	9/4/2015	20:55	1	250 mL HDPE	None	N	
	0915MMW27GW	Dissolved Low-Level Mercury	Ground Water	9/4/2015	20:55	1	250mL FLPE	None	N	
	0915MMW27GW	Total Low-Level Mercury	Ground Water	9/4/2015	20:55	1	250mL FLPE	None	N	
	0915MMW28GW	Total Suspended Solids	Ground Water	9/4/2015	18:55	1	500 mL HDPE	None	N	
	0915MMW28GW	Alkalinity as CO3/HCO3 and Inorganic Ions	Ground Water	9/4/2015	18:55	1	250 mL HDPE	None	N	
	0915MMW28GW	Dissolved Low-Level Mercury	Ground Water	9/4/2015	18:55	1	250mL FLPE	None	N	
	0915MMW28GW	Total Low-Level Mercury	Ground Water	9/4/2015	18:55	1	250mL FLPE	None	N	
	0915MMW28GW	Total TAL Metals	Ground Water	9/4/2015	18:55	2	250 mL HDPE	HNO3 pH<2	N	

Special Instructions: TAL metals includes Hg

All samples for Brooks Rand (LL mercury, methylmercury, Hg SSE) have labels on outside of bag only.

All groundwater samples for TDS, dissolved Hg have been field filtered.

**SAMPLES TRANSFERRED FROM**

**CHAIN OF CUSTODY #**

Items/Reason	Relinquished by (Signature and Organization)	Date/Time	Received by (Signature and Organization)	Date/Time	Sample Condition Upon Receipt
			<i>TASEA</i>	9/12/15 1110	

Test America, Kris Allen  
 5755 8th Street East  
 Tacoma, WA 98424  
 (253) 248-4970

CHAIN OF CUSTODY RECORD  
 Red Devil Mine 2015/AK  
 1001095.0002  
 Method of Shipment: FedEx Priority Overnight

No: 10-091115-121237-0007  
 E&E, Inc., Mark Longline  
 720 Third St, Suite 1700  
 Seattle, WA 98104 (206) 624-9537

Lab #	Sample #	Analyses	Matrix	Collected	Sample Time	Numb Cont	Container	Preservative	Lab QC	Description
	0915MMW28GW	Nitrate Nitrite as N	Ground Water	9/4/2015	18:55	1	250 mL HDPE	H2SO4 pH<2	N	
	0915MMW29GW	Total Suspended Solids	Ground Water	9/7/2015	14:08	1	500 mL HDPE	None	N	
	0915MMW29GW	Total TAL Metals	Ground Water	9/7/2015	14:08	1	250 mL HDPE	HNO3 pH<2	N	
	0915MMW29GW	Nitrate Nitrite as N	Ground Water	9/7/2015	14:08	1	250 mL HDPE	H2SO4 pH<2	N	
	0915MMW29GW	Total Low-Level Mercury	Ground Water	9/7/2015	14:08	1	250mL FLPE	None	N	
	0915MMW29GW	Alkalinity as CO3/HCO3 and Inorganic Ions	Ground Water	9/7/2015	14:08	1	250 mL HDPE	None	N	
	0915MMW29GW	Dissolved Low-Level Mercury	Ground Water	9/7/2015	14:08	1	250mL FLPE	None	N	
	0915MMW31GW	Total TAL Metals	Ground Water	9/6/2015	21:05	1	250 mL HDPE	HNO3 pH<2	N	
	0915MMW31GW	Nitrate Nitrite as N	Ground Water	9/6/2015	21:05	1	250 mL HDPE	H2SO4 pH<2	N	
	0915MMW31GW	Total Suspended Solids	Ground Water	9/6/2015	21:05	1	500 mL HDPE	None	N	

Special Instructions: TAL metals includes Hg  
 All samples for Brooks Rand (LL mercury, methylmercury, Hg SSE) have labels on outside of bag only.  
 All groundwater samples for TDS, dissolved Hg have been field filtered.

SAMPLES TRANSFERRED FROM  
 CHAIN OF CUSTODY #

Items/Reason	Relinquished by (Signature and Organization)	Date/Time	Received by (Signature and Organization)	Date/Time	Sample Condition Upon Receipt
			<i>[Signature]</i> / TH-SEH	9/12/15 1110	

Test America, Kris Allen  
 5755 8th Street East  
 Tacoma, WA 98424  
 (253) 248-4970

CHAIN OF CUSTODY RECORD  
 Red Devil Mine 2015/AK  
 1001095.0002  
 Method of Shipment: FedEx Priority Overnight

No: 10-091115-121237-0007  
 E&E, Inc., Mark Longtine  
 720 Third St, Suite 1700  
 Seattle, WA 98104 (206) 624-9537

Lab #	Sample #	Analyses	Matrix	Collected	Sample Time	Numb Cont	Container	Preservative	Lab QC	Description
	0915MMW31GW	Alkalinity as CO3/HCO3 and Inorganic Ions	Ground Water	9/6/2015	21:05	1	250 mL HDPE	None	N	
	0915MMW31GW	Dissolved Low-Level Mercury	Ground Water	9/6/2015	21:05	1	250mL FLPE	None	N	
	0915MMW31GW	Total Low-Level Mercury	Ground Water	9/6/2015	21:05	1	250mL FLPE	None	N	
	0915MMW32GW	Nitrate Nitrite as N	Ground Water	9/8/2015	12:40	1	250 mL HDPE	H2SO4 pH<2	N	
	0915MMW32GW	Total Suspended Solids	Ground Water	9/8/2015	12:40	1	500 mL HDPE	None	N	
	0915MMW32GW	Alkalinity as CO3/HCO3 and Inorganic Ions	Ground Water	9/8/2015	12:40	1	250 mL HDPE	None	N	
	0915MMW32GW	Dissolved Low-Level Mercury	Ground Water	9/8/2015	12:40	1	250mL FLPE	None	N	
	0915MMW32GW	Total TAL Metals	Ground Water	9/8/2015	12:40	1	250 mL HDPE	HNO3 pH<2	N	
	0915MMW32GW	Total Low-Level Mercury	Ground Water	9/8/2015	12:40	1	250mL FLPE	None	N	
	0915MMW33GW	Dissolved Low-Level Mercury	Ground Water	9/8/2015	15:42	1	250mL FLPE	None	N	

Special Instructions: TAL metals includes Hg

All samples for Brooks Rand (LL mercury, methylmercury, Hg SSE) have labels on outside of bag only.

All groundwater samples for TDS; dissolved Hg have been field filtered.

**SAMPLES TRANSFERRED FROM**

**CHAIN OF CUSTODY #**

Items/Reason	Relinquished by (Signature and Organization)	Date/Time	Received by (Signature and Organization)	Date/Time	Sample Condition Upon Receipt
			<i>[Signature]</i> / TH-SEH	9/7/15 1110	

**Test America, Kris Allen**  
 5755 8th Street East  
 Tacoma, WA 98424  
 (253) 248-4970

**CHAIN OF CUSTODY RECORD**  
 Red Devil Mine 2015/AK  
 1001095.0002  
 Method of Shipment: FedEx Priority Overnight

**No: 10-091115-121237-0007**  
 E&E, Inc., Mark Longline  
 720 Third St, Suite 1700  
 Seattle, WA 98104 (206) 624-9537

Lab #	Sample #	Analyses	Matrix	Collected	Sample Time	Numb Cont	Container	Preservative	Lab QC	Description
	0915MMW33GW	Nitrate Nitrite as N	Ground Water	9/8/2015	15:42	1	250 mL HDPE	H2SO4 pH<2	N	
	0915MMW33GW	Alkalinity as CO3/HCO3 and Inorganic Ions	Ground Water	9/8/2015	15:42	1	250 mL HDPE	None	N	
	0915MMW33GW	Total Low-Level Mercury	Ground Water	9/8/2015	15:42	1	250mL FLPE	None	N	
	0915MMW33GW	Total TAL Metals	Ground Water	9/8/2015	15:42	1	250 mL HDPE	HNO3 pH<2	N	
	0915MMW33GW	Total Suspended Solids	Ground Water	9/8/2015	15:42	1	500 mL HDPE	None	N	
	0915MMW40GW	Nitrate Nitrite as N	Ground Water	9/6/2015	17:35	1	250 mL HDPE	H2SO4 pH<2	N	
	0915MMW40GW	Total Suspended Solids	Ground Water	9/6/2015	17:35	1	500 mL HDPE	None	N	
	0915MMW40GW	Alkalinity as CO3/HCO3 and Inorganic Ions	Ground Water	9/6/2015	17:35	1	250 mL HDPE	None	N	
	0915MMW40GW	Dissolved Low-Level Mercury	Ground Water	9/6/2015	17:35	1	250mL FLPE	None	N	
	0915MMW40GW	Total Low-Level Mercury	Ground Water	9/6/2015	17:35	1	250mL FLPE	None	N	

Special Instructions: TAL metals includes Hg  
 All samples for Brooks Rand (LL mercury, methylmercury, Hg SSE) have labels on outside of bag only.  
 All groundwater samples for TDS, dissolved Hg have been field filtered.

**SAMPLES TRANSFERRED FROM CHAIN OF CUSTODY #**

Items/Reason	Relinquished by (Signature and Organization)	Date/Time	Received by (Signature and Organization)	Date/Time	Sample Condition Upon Receipt
			<i>TASEH</i>	9/12/15 0110	

**Test America, Kris Allen**  
 5755 8th Street East  
 Tacoma, WA 98424  
 (253) 248-4970

**CHAIN OF CUSTODY RECORD**  
 Red Devil Mine 2015/AK  
 1001095.0002  
 Method of Shipment: FedEx Priority Overnight

**No: 10-091115-121237-0007**  
 E&E, Inc., Mark Longline  
 720 Third St, Suite 1700  
 Seattle, WA 98104 (206) 624-9537

Lab #	Sample #	Analyses	Matrix	Collected	Sample Time	Numb Cont	Container	Preservative	Lab QC	Description
	0915MMW40GW	Total TAL Metals	Ground Water	9/6/2015	17:35	1	250 mL HDPE	HNO3 pH<2	N	
	0915MMW42GW	Alkalinity as CO3/HCO3 and Inorganic Ions	Ground Water	9/6/2015	14:48	1	250 mL HDPE	None	N	
	0915MMW42GW	Dissolved Low-Level Mercury	Ground Water	9/6/2015	14:48	1	250mL FLPE	None	N	
	0915MMW42GW	Total Low-Level Mercury	Ground Water	9/6/2015	14:48	1	250mL FLPE	None	N	
	0915MMW42GW	Total TAL Metals	Ground Water	9/6/2015	14:48	1	250 mL HDPE	HNO3 pH<2	N	
	0915MMW42GW	Nitrate Nitrite as N	Ground Water	9/6/2015	14:48	1	250 mL HDPE	H2SO4 pH<2	N	
	0915MMW42GW	Total Suspended Solids	Ground Water	9/6/2015	14:48	1	500 mL HDPE	None	N	
	0915MMW43GW	Total Suspended Solids	Ground Water	9/6/2015	10:55	1	500 mL HDPE	None	N	
	0915MMW43GW	Total TAL Metals	Ground Water	9/6/2015	10:55	1	250 mL HDPE	HNO3 pH<2	N	
	0915MMW43GW	Total Low-Level Mercury	Ground Water	9/6/2015	10:55	1	250mL FLPE	None	N	

Special Instructions: TAL metals includes Hg  
 All samples for Brooks Rand (LL mercury, methylmercury, Hg SSE) have labels on outside of bag only.  
 All groundwater samples for TDS, dissolved Hg have been field filtered.

**SAMPLES TRANSFERRED FROM**  
**CHAIN OF CUSTODY #**

Items/Reason	Relinquished by (Signature and Organization)	Date/Time	Received by (Signature and Organization)	Date/Time	Sample Condition Upon Receipt
			<i>[Signature]</i> 17A-SEH	9/12/15 1110	

Test America, Kris Allen  
 5755 8th Sreet East  
 Tacoma, WA 99424  
 (253) 248-4970

CHAIN OF CUSTODY RECORD  
 Red Devil Mine 2015/AK  
 1001095.0002  
 Method of Shipment: FedEx Priority Overnight

No: 10-091115-121237-0007  
 E&E, Inc., Mark Longtine  
 720 Third St, Suite 1700  
 Seattle, WA 98104 (206) 624-9537

Lab #	Sample #	Analyses	Matrix	Collected	Sample Time	Numb Cont	Container	Preservative	Lab QC	Description
	0915MMW43GW	Alkalinity as CO3/HCO3 and Inorganic Ions	Ground Water	9/6/2015	10:55	1	250 mL HDPE	None	N	
	0915MMW43GW	Nitrate Nitrite as N	Ground Water	9/6/2015	10:55	1	250 mL HDPE	H2SO4 pH<2	N	
	0915MMW43GW	Dissolved Low-Level Mercury	Ground Water	9/6/2015	10:55	1	250mL FLPE	None	N	
	0915MMW50GW	Nitrate Nitrite as N	Ground Water	9/5/2015	13:55	1	250 mL HDPE	H2SO4 pH<2	N	
	0915MMW50GW	Total Suspended Solids	Ground Water	9/5/2015	13:55	1	500 mL HDPE	None	N	
	0915MMW50GW	Alkalinity as CO3/HCO3 and Inorganic Ions	Ground Water	9/5/2015	13:55	1	250 mL HDPE	None	N	
	0915MMW50GW	Dissolved Low-Level Mercury	Ground Water	9/5/2015	13:55	1	250mL FLPE	None	N	
	0915MMW50GW	Total Low-Level Mercury	Ground Water	9/5/2015	13:55	1	250mL FLPE	None	N	
	0915MMW50GW	Total TAL Metals	Ground Water	9/5/2015	13:55	1	250 mL HDPE	HNO3 pH<2	N	
	0915MMW51GW	Total Low-Level Mercury	Ground Water	9/6/2015	11:30	1	250mL FLPE	None	N	

Special Instructions: TAL metals includes Hg  
 All samples for Brooks Rand (LL mercury, methylmercury, Hg SSE) have labels on outside of bag only.  
 All groundwater samples for TDS, dissolved Hg have been field filtered.

Items/Reason	Relinquished by (Signature and Organization)	Date/Time	Received by (Signature and Organization)	Date/Time	Sample Condition Upon Receipt
			<i>THSEH</i>	9/12/15 1110	

SAMPLES TRANSFERRED FROM  
 CHAIN OF CUSTODY #

**Test America, Kris Allen**  
 5755 8th Street East  
 Tacoma, WA 99424  
 (253) 248-4970

**CHAIN OF CUSTODY RECORD**  
 Red Devil Mine 2015/AK  
 1001095.0002  
 Method of Shipment: FedEx Priority Overnight

**No: 10-091115-121237-0007**  
 E&E, Inc., Mark Longline  
 720 Third St, Suite 1700  
 Seattle, WA 98104 (206) 624-9537

Lab #	Sample #	Analyses	Matrix	Collected	Sample Time	Numb Cont	Container	Preservative	Lab QC	Description
	0915MMW51GW	Dissolved Low-Level Mercury	Ground Water	9/6/2015	11:30	1	250mL FLPE	None	N	
	0915MMW51GW	Alkalinity as CO3/HCO3 and Inorganic Ions	Ground Water	9/6/2015	11:30	1	250 mL HDPE	None	N	
	0915MMW51GW	Total Suspended Solids	Ground Water	9/6/2015	11:30	1	500 mL HDPE	None	N	
	0915MMW51GW	Nitrate Nitrite as N	Ground Water	9/6/2015	11:30	1	250 mL HDPE	H2SO4 pH<2	N	
	0915MMW51GW	Total TAL Metals	Ground Water	9/6/2015	11:30	1	250 mL HDPE	HNO3 pH<2	N	
	0915MMW52GW	Semi-Volatile Organic Compounds	Ground Water	9/9/2015	10:40	2	1 liter amber	None	N	
	0915MMW52GW	Diesel Range Organics	Ground Water	9/9/2015	10:40	2	250 mL glass	HCl	N	
	0915MMW52GW	BTEX/GRO	Ground Water	9/9/2015	10:40	6	40 ml VOA	HCl	N	
	0915RDD05SW	Dissolved Low-Level Mercury	Surface Water	9/9/2015	15:30	1	250mL FLPE	None	N	Field Filtered
	0915RDD05SW	Nitrate Nitrite as N	Surface Water	9/9/2015	15:30	1	250 mL HDPE	H2SO4 pH<2	N	

Special Instructions: TAL metals includes Hg  
 All samples for Brooks Rand (LL mercury, methylmercury, Hg SSE) have labels on outside of bag only.  
 All groundwater samples for TDS, dissolved Hg have been field filtered.

**SAMPLES TRANSFERRED FROM  
 CHAIN OF CUSTODY #**

Items/Reason	Relinquished by (Signature and Organization)	Date/Time	Received by (Signature and Organization)	Date/Time	Sample Condition Upon Receipt
			<i>THASEH</i>	9/12/15 1110	



Test America, Kris Allen  
 5755 8th Street East  
 Tacoma, WA 98424  
 (253) 248-4970

CHAIN OF CUSTODY RECORD  
 Red Devil Mine 2015/AK  
 1001095.0002  
 Method of Shipment: FedEx Priority Overnight

No: 10-091115-121237-0007  
 E&E, Inc., Mark Longline  
 720 Third St, Suite 1700  
 Seattle, WA 98104 (206) 624-9537

Lab #	Sample #	Analyses	Matrix	Collected	Sample Time	Numb Cont	Container	Preservative	Lab QC	Description
	0915RD05SW	Total Dissolved Solids	Surface Water	9/9/2015	15:30	1	500 mL HDPE	None	N	Field Filtered
	0915RD05SW	Total Suspended Solids	Surface Water	9/9/2015	15:30	1	500 mL HDPE	None	N	
	0915RD05SW	Total Organic Carbon	Surface Water	9/9/2015	15:30	1	250 mL glass	H2SO4 pH<2	N	
	0915RD05SW	Total TAL Metals	Surface Water	9/9/2015	15:30	1	250 mL HDPE	HNO3 pH<2	N	
	0915RD05SW	Dissolved TAL Metals	Surface Water	9/9/2015	15:30	1	250 mL HDPE	HNO3 pH<2	N	Field Filtered
	0915RD05SW	Total Low-Level Mercury	Surface Water	9/9/2015	15:30	1	250mL FLPE	None	N	
	0915RD05SW	Alkalinity as CO3/HCO3 and Inorganic Ions	Surface Water	9/9/2015	15:30	1	250 mL HDPE	None	N	
	0915RD06SW	Dissolved Low-Level Mercury	Surface Water	9/9/2015	14:20	1	250mL FLPE	None	N	Field Filtered
	0915RD06SW	Total TAL Metals	Surface Water	9/9/2015	14:20	1	250 mL HDPE	HNO3 pH<2	N	
	0915RD06SW	Nitrate Nitrite as N	Surface Water	9/9/2015	14:20	1	250 mL HDPE	H2SO4 pH<2	N	

Special Instructions: TAL metals includes Hg

All samples for Brooks Rand (LL mercury, methylmercury, Hg SSE) have labels on outside of bag only.

All groundwater samples for TDS, dissolved Hg have been field filtered.

SAMPLES TRANSFERRED FROM  
 CHAIN OF CUSTODY #

Items/Reason	Relinquished by (Signature and Organization)	Date/Time	Received by (Signature and Organization)	Date/Time	Sample Condition Upon Receipt
			<i>[Signature]</i> TASHAH	9/12/15 1110	

Test America, Kris Allen  
 5755 8th Street East  
 Tacoma, WA 98424  
 (253) 248-4970

CHAIN OF CUSTODY RECORD  
 Red Devil Mine 2015/AK  
 1001095.0002  
 Method of Shipment: FedEx Priority Overnight

No: 10-091115-121237-0007  
 E&E, Inc., Mark Longline  
 720 Third St, Suite 1700  
 Seattle, WA 98104 (206) 624-9537

Lab #	Sample #	Analyses	Matrix	Collected	Sample Time	Numb Cont	Container	Preservative	Lab QC	Description
	0915RD06SW	Alkalinity as CO3/HCO3 and Inorganic Ions	Surface Water	9/9/2015	14:20	1	250 mL HDPE	None	N	
	0915RD06SW	Total Dissolved Solids	Surface Water	9/9/2015	14:20	1	500 mL HDPE	None	N	Field Filtered
	0915RD06SW	Total Organic Carbon	Surface Water	9/9/2015	14:20	1	250 mL glass	H2SO4 pH<2	N	
	0915RD06SW	Total Low-Level Mercury	Surface Water	9/9/2015	14:20	1	250mL FLPE	None	N	
	0915RD06SW	Dissolved TAL Metals	Surface Water	9/9/2015	14:20	1	250 mL HDPE	HNO3 pH<2	N	Field Filtered
	0915RD06SW	Total Suspended Solids	Surface Water	9/9/2015	14:20	1	500 mL HDPE	None	N	
	0915RD08SW	Alkalinity as CO3/HCO3 and Inorganic Ions	Surface Water	9/9/2015	13:32	1	250 mL HDPE	None	N	
	0915RD08SW	Nitrate Nitrite as N	Surface Water	9/9/2015	13:32	1	250 mL HDPE	H2SO4 pH<2	N	
	0915RD08SW	Dissolved TAL Metals	Surface Water	9/9/2015	13:32	1	250 mL HDPE	HNO3 pH<2	N	Field Filtered
	0915RD08SW	Total Low-Level Mercury	Surface Water	9/9/2015	13:32	1	250mL FLPE	None	N	

Special Instructions: TAL metals includes Hg  
 All samples for Brooks Rand (LL mercury, methylmercury, Hg SSE) have labels on outside of bag only.  
 All groundwater samples for TDS, dissolved Hg have been field filtered.

**SAMPLES TRANSFERRED FROM CHAIN OF CUSTODY #**

Items/Reason	Relinquished by (Signature and Organization)	Date/Time	Received by (Signature and Organization)	Date/Time	Sample Condition Upon Receipt
			<i>THASEH</i>	9/17/15 <i>111V</i>	

Test America, Kris Allen  
 5755 8th Street East  
 Tacoma, WA 98424  
 (253) 248-4970

CHAIN OF CUSTODY RECORD  
 Red Devil Mine 2015/AK  
 1001095.0002  
 Method of Shipment: FedEx Priority Overnight

No: 10-091115-121237-0007  
 E&E, Inc., Mark Longline  
 720 Third St, Suite 1700  
 Seattle, WA 98104 (206) 624-9537

Lab #	Sample #	Analyses	Matrix	Collected	Sample Time	Numb Cont	Container	Preservative	Lab QC	Description
	0915RD08SW	Dissolved Low-Level Mercury	Surface Water	9/9/2015	13:32	1	250mL FLPE	None	N	Field Filtered
	0915RD08SW	Total Organic Carbon	Surface Water	9/9/2015	13:32	1	250 mL glass	H2SO4 pH<2	N	
	0915RD08SW	Total Suspended Solids	Surface Water	9/9/2015	13:32	1	500 mL HDPE	None	N	
	0915RD08SW	Total TAL Metals	Surface Water	9/9/2015	13:32	1	250 mL HDPE	HNO3 pH<2	N	
	0915RD08SW	Total Dissolved Solids	Surface Water	9/9/2015	13:32	1	500 mL HDPE	None	N	Field Filtered
	0915RD09SW	Total Suspended Solids	Surface Water	9/9/2015	14:44	1	500 mL HDPE	None	N	
	0915RD09SW	Nitrate Nitrite as N	Surface Water	9/9/2015	14:44	1	250 mL HDPE	H2SO4 pH<2	N	
	0915RD09SW	Total Dissolved Solids	Surface Water	9/9/2015	14:44	1	500 mL HDPE	None	N	Field Filtered
	0915RD09SW	Total Organic Carbon	Surface Water	9/9/2015	14:44	1	250 mL glass	H2SO4 pH<2	N	
	0915RD09SW	Dissolved Low-Level Mercury	Surface Water	9/9/2015	14:44	1	250mL FLPE	None	N	Field Filtered

Special Instructions: TAL metals includes Hg  
 All samples for Brooks Rand (LL mercury, methylmercury, Hg SSE) have labels on outside of bag only.  
 All groundwater samples for TDS, dissolved Hg have been field filtered.

**SAMPLES TRANSFERRED FROM  
 CHAIN OF CUSTODY #**

Items/Reason	Relinquished by (Signature and Organization)	Date/Time	Received by (Signature and Organization)	Date/Time	Sample Condition Upon Receipt
			<i>[Signature]</i> TASEH	9/12/15 1110	

**Test America, Kris Allen**  
 5755 8th Street East  
 Tacoma, WA 98424  
 (253) 248-4970

**CHAIN OF CUSTODY RECORD**  
 Red Devil Mine 2015/AK  
 1001095.0002  
 Method of Shipment: FedEx Priority Overnight

**No: 10-091115-121237-0007**  
 E&E, Inc., Mark Longline  
 720 Third St, Suite 1700  
 Seattle, WA 98104 (206) 624-9537

Lab #	Sample #	Analyses	Matrix	Collected	Sample Time	Numb Cont	Container	Preservative	Lab QC	Description
	0915RD09SW	Total Low-Level Mercury	Surface Water	9/9/2015	14:44	1	250mL FLPE	None	N	
	0915RD09SW	Dissolved TAL Metals	Surface Water	9/9/2015	14:44	1	250 mL HDPE	HNO3 pH<2	N	Field Filtered
	0915RD09SW	Total TAL Metals	Surface Water	9/9/2015	14:44	1	250 mL HDPE	HNO3 pH<2	N	
	0915RD09SW	Alkalinity as CO3/HCO3 and Inorganic Ions	Surface Water	9/9/2015	14:44	1	250 mL HDPE	None	N	
	0915RD10SW	Dissolved Low-Level Mercury	Surface Water	9/9/2015	17:30	1	250mL FLPE	None	Y	Field Filtered, MS/MSD
	0915RD10SW	Nitrate Nitrite as N	Surface Water	9/9/2015	17:30	2	250 mL HDPE	H2SO4 pH<2	Y	Lab Duplicate
	0915RD10SW	Alkalinity as CO3/HCO3 and Inorganic Ions	Surface Water	9/9/2015	17:30	2	250 mL HDPE	None	Y	Lab Duplicate
	0915RD10SW	Total Low-Level Mercury	Surface Water	9/9/2015	17:30	1	250mL FLPE	None	Y	MS/MSD
	0915RD10SW	Total TAL Metals	Surface Water	9/9/2015	17:30	2	250 mL HDPE	HNO3 pH<2	Y	MS/MSD
	0915RD10SW	Total Organic Carbon	Surface Water	9/9/2015	17:30	2	250 mL glass	H2SO4 pH<2	Y	Lab Duplicate

Special Instructions: TAL metals includes Hg  
 All samples for Brooks Rand (LL mercury, methylmercury, Hg SSE) have labels on outside of bag only.  
 All groundwater samples for TDS, dissolved Hg have been field filtered.

**SAMPLES TRANSFERRED FROM CHAIN OF CUSTODY #**

Items/Reason	Relinquished by (Signature and Organization)	Date/Time	Received by (Signature and Organization)	Date/Time	Sample Condition Upon Receipt
			<i>[Signature]</i> / TH-SEH	9/12/15 11:10	

**Test America, Kris Allen**  
 5755 8th Street East  
 Tacoma, WA 98424  
 (253) 248-4970

**CHAIN OF CUSTODY RECORD**  
 Red Devil Mine 2015/AK  
 1001095.0002  
 Method of Shipment: FedEx Priority Overnight

**No: 10-091115-121237-0007**  
 E&E, Inc., Mark Longline  
 720 Third St, Suite 1700  
 Seattle, WA 98104 (206) 624-9537

Lab #	Sample #	Analyses	Matrix	Collected	Sample Time	Numb Cont	Container	Preservative	Lab QC	Description
	0915RD10SW	Total Suspended Solids	Surface Water	9/9/2015	17:30	2	500 mL HDPE	None	Y	Lab Duplicate
	0915RD10SW	Total Dissolved Solids	Surface Water	9/9/2015	17:30	2	500 mL HDPE	None	Y	Field Filtered, Lab Duplicate
	0915RD10SW	Dissolved TAL Metals	Surface Water	9/9/2015	17:30	2	250 mL HDPE	HNO3 pH<2	Y	Field Filtered, MS/MSD
	0915RD14SW	Total Organic Carbon	Surface Water	9/9/2015	16:30	1	250 mL glass	H2SO4 pH<2	N	
	0915RD14SW	Dissolved TAL Metals	Surface Water	9/9/2015	16:30	1	250 mL HDPE	HNO3 pH<2	N	Field Filtered
	0915RD14SW	Nitrate Nitrite as N	Surface Water	9/9/2015	16:30	1	250 mL HDPE	H2SO4 pH<2	N	
	0915RD14SW	Total Low-Level Mercury	Surface Water	9/9/2015	16:30	1	250mL FLPE	None	N	
	0915RD14SW	Total Suspended Solids	Surface Water	9/9/2015	16:30	1	500 mL HDPE	None	N	
	0915RD14SW	Total Dissolved Solids	Surface Water	9/9/2015	16:30	1	500 mL HDPE	None	N	Field Filtered
	0915RD14SW	Alkalinity as CO3/HCO3 and Inorganic Ions	Surface Water	9/9/2015	16:30	1	250 mL HDPE	None	N	

Special Instructions: TAL metals includes Hg  
 All samples for Brooks Rand (LL mercury, methylmercury, Hg SSE) have labels on outside of bag only.  
 All groundwater samples for TDS, dissolved Hg have been field filtered.

**SAMPLES TRANSFERRED FROM CHAIN OF CUSTODY #**

Items/Reason	Relinquished by (Signature and Organization)	Date/Time	Received by (Signature and Organization)	Date/Time	Sample Condition Upon Receipt
			<i>[Signature]</i> / T.A. SEH	9/21/15 1110	

Test America, Kris Allen  
 5755 8th Street East  
 Tacoma, WA 98424  
 (253) 248-4970

CHAIN OF CUSTODY RECORD  
 Red Devil Mine 2015/AK  
 1001095.0002  
 Method of Shipment: FedEx Priority Overnight

No: 10-091115-121237-0007  
 E&E, Inc., Mark Longhine  
 720 Third St, Suite 1700  
 Seattle, WA 98104 (206) 624-9537

Lab #	Sample #	Analyses	Matrix	Collected	Sample Time	Numb Cont	Container	Preservative	Lab QC	Description
	0915RD14SW	Total TAL Metals	Surface Water	9/9/2015	16:30	1	250 mL HDPE	HNO3 pH<2	N	
	0915RD14SW	Dissolved Low-Level Mercury	Surface Water	9/9/2015	16:30	1	250mL FLPE	None	N	Field Filtered
	0915RD15SW	Total TAL Metals	Surface Water	9/9/2015	16:00	1	250 mL HDPE	HNO3 pH<2	N	
	0915RD15SW	Dissolved TAL Metals	Surface Water	9/9/2015	16:00	1	250 mL HDPE	HNO3 pH<2	N	Field Filtered
	0915RD15SW	Total Low-Level Mercury	Surface Water	9/9/2015	16:00	1	250mL FLPE	None	N	
	0915RD15SW	Dissolved Low-Level Mercury	Surface Water	9/9/2015	16:00	1	250mL FLPE	None	N	Field Filtered
	0915RD15SW	Total Organic Carbon	Surface Water	9/9/2015	16:00	1	250 mL glass	H2SO4 pH<2	N	
	0915RD15SW	Total Suspended Solids	Surface Water	9/9/2015	16:00	1	500 mL HDPE	None	N	
	0915RD15SW	Total Dissolved Solids	Surface Water	9/9/2015	16:00	1	500 mL HDPE	None	N	Field Filtered
	0915RD15SW	Alkalinity as CO3/HCO3 and Inorganic Ions	Surface Water	9/9/2015	16:00	1	250 mL HDPE	None	N	

Special Instructions: TAL metals includes Hg  
 All samples for Brooks Rand (LL mercury, methylmercury, Hg SSE) have labels on outside of bag only.  
 All groundwater samples for TDS, dissolved Hg have been field filtered.

SAMPLES TRANSFERRED FROM  
 CHAIN OF CUSTODY #

Items/Reason	Relinquished by (Signature and Organization)	Date/Time	Received by (Signature and Organization)	Date/Time	Sample Condition Upon Receipt
			<i>TH-SEH</i>	9/12/15 1110	

**Test America, Kris Allen**  
 5755 8th Street East  
 Tacoma, WA 99424  
 (253) 248-4970

**CHAIN OF CUSTODY RECORD**  
 Red Devil Mine 2015/AK  
 1001095.0002  
 Method of Shipment: FedEx Priority Overnight

**No: 10-091115-121237-0007**  
 E&E, Inc., Mark Longtine  
 720 Third St, Suite 1700  
 Seattle, WA 98104 (206) 624-9537

Lab #	Sample #	Analyses	Matrix	Collected	Sample Time	Numb Cont	Container	Preservative	Lab QC	Description
	0915RD15SW	Nitrate Nitrite as N	Surface Water	9/9/2015	16:00	1	250 mL HDPE	H2SO4 pH<2	N	
	0915RD16SW	Nitrate Nitrite as N	Surface Water	9/9/2015	15:08	1	250 mL HDPE	H2SO4 pH<2	N	
	0915RD16SW	Total TAL Metals	Surface Water	9/9/2015	15:08	1	250 mL HDPE	HNO3 pH<2	N	Field Filtered
	0915RD16SW	Dissolved TAL Metals	Surface Water	9/9/2015	15:08	1	250 mL HDPE	HNO3 pH<2	N	
	0915RD16SW	Total Low-Level Mercury	Surface Water	9/9/2015	15:08	1	250mL FLPE	None	N	
	0915RD16SW	Total Organic Carbon	Surface Water	9/9/2015	15:08	1	250 mL glass	H2SO4 pH<2	N	
	0915RD16SW	Total Suspended Solids	Surface Water	9/9/2015	15:08	1	500 mL HDPE	None	N	
	0915RD16SW	Dissolved Low-Level Mercury	Surface Water	9/9/2015	15:08	1	250mL FLPE	None	N	Field Filtered
	0915RD16SW	Total Dissolved Solids	Surface Water	9/9/2015	15:08	1	500 mL HDPE	None	N	Field Filtered
	0915RD16SW	Alkalinity as CO3/HCO3 and Inorganic Ions	Surface Water	9/9/2015	15:08	1	250 mL HDPE	None	N	

Special Instructions: TAL metals includes Hg  
 All samples for Brooks Rand (LL mercury, methylmercury, Hg SSE) have labels on outside of bag only.  
 All groundwater samples for TDS, dissolved Hg have been field filtered.

**SAMPLES TRANSFERRED FROM**  
**CHAIN OF CUSTODY #**

Items/Reason	Relinquished by (Signature and Organization)	Date/Time	Received by (Signature and Organization)	Date/Time	Sample Condition Upon Receipt
			<i>[Signature]</i> TA-SEH	9/12/15 1110	

Test America, Kris Allen  
 5755 8th Street East  
 Tacoma, WA 98424  
 (253) 248-4970

CHAIN OF CUSTODY RECORD  
 Red Devil Mine 2015/AK  
 1001095.0002  
 Method of Shipment: FedEx Priority Overnight

No: 10-091115-121237-0007  
 E&E, Inc., Mark Longline  
 720 Third St, Suite 1700  
 Seattle, WA 98104 (206) 624-9537

Lab #	Sample #	Analyses	Matrix	Collected	Sample Time	Numb Cont	Container	Preservative	Lab QC	Description
	0915RD25SW	Total Organic Carbon	Surface Water	9/9/2015	16:50	1	250 mL glass	H2SO4 pH<2	N	
	0915RD25SW	Nitrate Nitrite as N	Surface Water	9/9/2015	16:50	1	250 mL HDPE	H2SO4 pH<2	N	
	0915RD25SW	Alkalinity as CO3/HCO3 and Inorganic Ions	Surface Water	9/9/2015	16:50	1	250 mL HDPE	None	N	
	0915RD25SW	Total Suspended Solids	Surface Water	9/9/2015	16:50	1	500 mL HDPE	None	N	
	0915RD25SW	Dissolved Low-Level Mercury	Surface Water	9/9/2015	16:50	1	250mL FLPE	None	N	Field Filtered
	0915RD25SW	Total Low-Level Mercury	Surface Water	9/9/2015	16:50	1	250mL FLPE	None	N	
	0915RD25SW	Total TAL Metals	Surface Water	9/9/2015	16:50	1	250 mL HDPE	HNO3 pH<2	N	
	0915RD25SW	Total Dissolved Solids	Surface Water	9/9/2015	16:50	1	500 mL HDPE	None	N	Field Filtered
	0915RD25SW	Dissolved TAL Metals	Surface Water	9/9/2015	16:50	1	250 mL HDPE	HNO3 pH<2	N	Field Filtered
	0915RS01GW	Dissolved Low-Level Mercury	Ground Water	9/7/2015	10:30	1	250mL FLPE	None	N	

Special Instructions: TAL metals includes Hg  
 All samples for Brooks Rand (LL mercury, methylmercury, Hg SSE) have labels on outside of bag only.  
 All groundwater samples for TDS, dissolved Hg have been field filtered.

**SAMPLES TRANSFERRED FROM  
 CHAIN OF CUSTODY #**

Items/Reason	Relinquished by (Signature and Organization)	Date/Time	Received by (Signature and Organization)	Date/Time	Sample Condition Upon Receipt
			<i>TRASEH</i>	9/12/15 1110	



Test America, Kris Allen  
 5755 8th Street East  
 Tacoma, WA 98424  
 (253) 248-4970

CHAIN OF CUSTODY RECORD  
 Red Devil Mine 2015/AK  
 1001095.0002  
 Method of Shipment: FedEx Priority Overnight

No: 10-091115-121237-0007  
 E&E, Inc., Mark Longline  
 720 Third St, Suite 1700  
 Seattle, WA 98104 (206) 624-9537

Lab #	Sample #	Analyses	Matrix	Collected	Sample Time	Numb Cont	Container	Preservative	Lab QC	Description
	0915RS01GW	Nitrate Nitrite as N	Ground Water	9/7/2015	10:30	1	250 mL HDPE	H2SO4 pH<2	N	
	0915RS01GW	Alkalinity as CO3/HCO3 and Inorganic Ions	Ground Water	9/7/2015	10:30	1	250 mL HDPE	None	N	
	0915RS01GW	Total Low-Level Mercury	Ground Water	9/7/2015	10:30	1	250mL FLPE	None	N	
	0915RS01GW	Total TAL Metals	Ground Water	9/7/2015	10:30	1	250 mL HDPE	HNO3 pH<2	N	
	0915RS01GW	Total Suspended Solids	Ground Water	9/7/2015	10:30	1	500 mL HDPE	None	N	
	0915RS02GW	Nitrate Nitrite as N	Ground Water	9/7/2015	10:45	1	250 mL HDPE	H2SO4 pH<2	N	
	0915RS02GW	Total Suspended Solids	Ground Water	9/7/2015	10:45	1	500 mL HDPE	None	N	
	0915RS02GW	Total TAL Metals	Ground Water	9/7/2015	10:45	1	250 mL HDPE	HNO3 pH<2	N	
	0915RS02GW	Total Low-Level Mercury	Ground Water	9/7/2015	10:45	1	250mL FLPE	None	N	
	0915RS02GW	Dissolved Low-Level Mercury	Ground Water	9/7/2015	10:45	1	250mL FLPE	None	N	

Special Instructions: TAL metals includes Hg  
 All samples for Brooks Rand (LL mercury, methylmercury, Hg SSE) have labels on outside of bag only.  
 All groundwater samples for TDS, dissolved Hg have been field filtered.

**SAMPLES TRANSFERRED FROM  
 CHAIN OF CUSTODY #**

Items/Reason	Relinquished by (Signature and Organization)	Date/Time	Received by (Signature and Organization)	Date/Time	Sample Condition Upon Receipt
			<i>[Signature]</i> / TASEH	9/7/15 11:10	

Test America, Kris Allen  
 5755 8th Street East  
 Tacoma, WA 98424  
 (253) 248-4970

CHAIN OF CUSTODY RECORD  
 Red Devil Mine 2015/AK  
 1001095.0002  
 Method of Shipment: FedEx Priority Overnight

No: 10-091115-121237-0007  
 E&E, Inc., Mark Longfene  
 720 Third St, Suite 1700  
 Seattle, WA 98104 (206) 624-9537

Lab #	Sample #	Analyses	Matrix	Collected	Sample Time	Numb Cont	Container	Preservative	Lab QC	Description
	0915RS02GW	Alkalinity as CO3/HCO3 and Inorganic Ions	Ground Water	9/7/2015	10:45	1	250 mL HDPE	None	N	
	0915RS03	Total TAL Metals	Sediment	9/7/2015	10:40	1	250mL HDPE	HNO3 pH<2	N	
	0915RS03	Methylmercury	Sediment	9/7/2015	10:40	1	250mL FLPE	None		
	0915RS04	Methylmercury	water	9/7/2015	10:50	1	250mL FLPE	None		
	0915RS04	Total TAL Metals	water	9/7/2015	10:50	1	250mL HDPE	HNO3 pH<2	N	
	0915RS05	Methylmercury	water	9/7/2015	10:55	1	250mL FLPE	None		
	0915RS05	Total TAL Metals	water	9/7/2015	10:55	1	250mL HDPE	HNO3 pH<2	N	
	0915TB01	Total Low-Level Mercury	water	9/10/2015		3	40 ml VOA	HCl	Y	BR-supplied TB
	0915TB02	Total Low-Level Mercury	water	9/10/2015		3	40 ml VOA	HCl	Y	
	15KR082SD	Toxicity - Hyalella Azteca (28 day)	Sediment	9/2/2015	11:11	2	1L amber	None	N	
	15KR082SD	Total TAL Metals	Sediment	9/2/2015	11:11	1	4 oz glass jar	None	N	
	15KR082SD	Grain Size	Sediment	9/2/2015	11:11	1	16 oz glass	None	N	
	15KR082SD	Total Organic Carbon	Sediment	9/2/2015	11:11	1	4 oz glass jar	None	N	
	15KR083SD	Total Organic Carbon	Sediment	9/2/2015	13:20	1	4 oz glass jar	None	N	
	15KR083SD	Total TAL Metals	Sediment	9/2/2015	13:20	1	4 oz glass jar	None	N	
	15KR083SD	Toxicity - Hyalella Azteca (28 day)	Sediment	9/2/2015	13:20	2	1L amber	None	N	

**SAMPLES TRANSFERRED FROM**

**CHAIN OF CUSTODY #**

Special Instructions: TAL metals includes Hg  
 All samples for Brooks Rand (LL mercury, methylmercury, Hg SSE) have labels on outside of bag only.  
 All groundwater samples for TDS, dissolved Hg have been field filtered.

Items/Reason	Relinquished by (Signature and Organization)	Date/Time	Received by (Signature and Organization)	Date/Time	Sample Condition Upon Receipt
			<i>[Signature]</i> TASEH	9/17/15 1110	

Test America, Kris Allen  
 5755 8th Street East  
 Tacoma, WA 98424  
 (253) 248-4970

CHAIN OF CUSTODY RECORD  
 Red Devil Mine 2015/AK  
 1001095.0002  
 Method of Shipment: FedEx Priority Overnight

No: 10-091115-121237-0007  
 E&E, Inc., Mark Longtine  
 720 Third St, Suite 1700  
 Seattle, WA 98104 (206) 624-9537

Lab #	Sample #	Analyses	Matrix	Collected	Sample Time	Numb Cont	Container	Preservative	Lab QC	Description
	15KR083SD	Grain Size	Sediment	9/2/2015	13:20	1	16 oz glass jar	None	N	
	15KR084SD	Total Organic Carbon	Sediment	9/5/2015	16:16	1	4 oz glass jar	None	N	
	15KR084SD	Mercury SSE	Sediment	9/5/2015	16:16	1	8 oz HDPE jar	None	N	
	15KR084SD	Methylmercury	Sediment	9/5/2015	16:16	1	8 oz HDPE jar	None	N	
	15KR084SD	Toxicity - Hyalella Azteca (28 day)	Sediment	9/5/2015	16:16	2	1 gallon ziploc	None	N	
	15KR084SD	Total TAL Metals	Sediment	9/5/2015	16:16	1	4 oz glass jar	None	N	
	15KR084SD	Grain Size	Sediment	9/5/2015	16:16	1	16 oz glass jar	None	N	
	15KR085SD	Total Organic Carbon	Sediment	9/2/2015	17:00	1	4 oz glass jar	None	N	
	15KR085SD	Grain Size	Sediment	9/2/2015	17:00	1	16 oz glass jar	None	N	
	15KR085SD	Total TAL Metals	Sediment	9/2/2015	17:00	1	4 oz glass jar	None	N	
	15KR085SD	Toxicity - Hyalella Azteca (28 day)	Sediment	9/2/2015	17:00	2	1L poly	None	N	
	15KR086SD	Total Organic Carbon	Sediment	9/6/2015	11:40	1	4 oz glass jar	None	N	
	15KR086SD	Total TAL Metals	Sediment	9/6/2015	11:40	1	4 oz glass jar	None	N	
	15KR086SD	Grain Size	Sediment	9/6/2015	11:40	1	16 oz glass jar	None	N	
	15KR087SD	Total TAL Metals	Sediment	9/2/2015	18:25	1	4 oz glass jar	None	N	
	15KR087SD	Grain Size	Sediment	9/2/2015	18:25	1	16 oz glass jar	None	N	
	15KR087SD	Total Organic Carbon	Sediment	9/2/2015	18:25	1	4 oz glass jar	None	N	

Special Instructions: TAL metals includes Hg  
 All samples for Brooks Rand (LL mercury, methylmercury, Hg SSE) have labels on outside of bag only.  
 All groundwater samples for TDS, dissolved Hg have been field filtered.

**SAMPLES TRANSFERRED FROM CHAIN OF CUSTODY #**

Items/Reason	Relinquished by (Signature and Organization)	Date/Time	Received by (Signature and Organization)	Date/Time	Sample Condition Upon Receipt
			<i>[Signature]</i> / T.A.S.E.H	9/17/15 1110	

Test America, Kris Allen  
 5755 8th Street East  
 Tacoma, WA 98424  
 (253) 248-4970

CHAIN OF CUSTODY RECORD  
 Red Devil Mine 2015/AK  
 1001095.0002  
 Method of Shipment: FedEx Priority Overnight

No: 10-091115-121237-0007  
 E&E, Inc., Mark Longtine  
 720 Third St, Suite 1700  
 Seattle, WA 98104 (206) 624-9537

Lab #	Sample #	Analyses	Matrix	Collected	Sample Time	Numb Cont	Container	Preservative	Lab QC	Description
15KR087SD		Toxicity - Hyalella Azteca (28 day)	Sediment	9/2/2015	18:25	2	1L poly	None	N	
15KR088SD		Mercury SSE	Sediment	9/2/2015	19:00	1	8 oz HDPE jar	None	N	
15KR088SD		Methylmercury	Sediment	9/2/2015	19:00	1	8 oz HDPE jar	None	N	
15KR088SD		Toxicity - Hyalella Azteca (28 day)	Sediment	9/2/2015	19:00	2	1L poly	None	N	
15KR088SD		Total TAL Metals	Sediment	9/2/2015	19:00	1	4 oz glass jar	None	N	
15KR088SD		Total Organic Carbon	Sediment	9/2/2015	19:00	1	4 oz glass jar	None	N	
15KR088SD		Grain Size	Sediment	9/2/2015	19:00	1	16 oz glass	None	N	
15KR088SD		Total TAL Metals	Sediment	9/6/2015	13:30	2	4 oz glass jar	None	Y	MS/MSD
15KR088SD		Methylmercury	Sediment	9/6/2015	13:30	1	8 oz HDPE jar	None	N	
15KR088SD		Toxicity - Hyalella Azteca (28 day)	Sediment	9/6/2015	13:30	1	1 gallon ziploc	None	N	
15KR089SD		Total Organic Carbon	Sediment	9/6/2015	13:30	2	4 oz glass jar	None	Y	MS/MSD
15KR089SD		Grain Size	Sediment	9/6/2015	13:30	1	16 oz glass	None	N	
15KR089SD		Mercury SSE	Sediment	9/6/2015	13:30	2	8 oz HDPE jar	None	Y	MS/MSD
15KR090SD		Total Organic Carbon	Sediment	9/3/2015	09:44	1	4 oz glass jar	None	N	
15KR090SD		Grain Size	Sediment	9/3/2015	09:44	1	16 oz glass	None	N	
15KR090SD		Total TAL Metals	Sediment	9/3/2015	09:44	1	4 oz glass jar	None	N	

Special Instructions: TAL metals includes Hg  
 All samples for Brooks Rand (LL mercury, methylmercury, Hg SSE) have labels on outside of bag only.  
 All groundwater samples for TDS, dissolved Hg have been field filtered.

Items/Reason	Relinquished by (Signature and Organization)	Date/Time	Received by (Signature and Organization)	Date/Time	Sample Condition Upon Receipt
			<i>THSEH</i>	9/12/15 11:10	

SAMPLES TRANSFERRED FROM  
 CHAIN OF CUSTODY #

Test America, Kris Allen  
 5755 8th Street East  
 Tacoma, WA 98424  
 (253) 248-4970

CHAIN OF CUSTODY RECORD  
 Red Devil Mine 2015/AK  
 1001095.0002  
 Method of Shipment: FedEx Priority Overnight

No: 10-091115-121237-0007  
 E&E, Inc., Mark Longtine  
 720 Third St, Suite 1700  
 Seattle, WA 98104 (206) 624-9537

Lab #	Sample #	Analyses	Matrix	Collected	Sample Time	Numb Cont	Container	Preservative	Lab QC	Description
	15KR090SD	Toxicity - Hyalella Azteca (28 day)	Sediment	9/3/2015	09:44	2	1L poly	None	N	
	15KR091SD	Mercury SSE	Sediment	9/6/2015	17:30	1	8 oz HDPE jar	None	N	
	15KR091SD	Toxicity - Hyalella Azteca (28 day)	Sediment	9/6/2015	17:30	1	1 gallon ziploc	None	N	
	15KR091SD	Total TAL Metals	Sediment	9/6/2015	17:30	1	4 oz glass jar	None	N	
	15KR091SD	Methylmercury	Sediment	9/6/2015	17:30	1	8 oz HDPE jar	None	N	
	15KR091SD	Total Organic Carbon	Sediment	9/6/2015	17:30	1	4 oz glass jar	None	N	
	15KR091SD	Grain Size	Sediment	9/6/2015	17:30	1	16 oz glass	None	N	
	15KR092SD	Grain Size	Sediment	9/3/2015	11:40	1	16 oz glass	None	N	
	15KR092SD	Mercury SSE	Sediment	9/3/2015	11:40	1	8 oz HDPE jar	None	N	
	15KR092SD	Methylmercury	Sediment	9/3/2015	11:40	1	8 oz HDPE jar	None	N	
	15KR092SD	Total Organic Carbon	Sediment	9/3/2015	11:40	1	4 oz glass jar	None	N	
	15KR092SD	Total TAL Metals	Sediment	9/3/2015	11:40	1	4 oz glass jar	None	N	
	15KR092SD	Toxicity - Hyalella Azteca (28 day)	Sediment	9/3/2015	11:40	3	32oz wide mouth poly	None	N	
	15KR093SD	Grain Size	Sediment	9/6/2015	19:30	1	16 oz glass	None	N	
	15KR093SD	Mercury SSE	Sediment	9/6/2015	19:30	1	8 oz HDPE jar	None	N	
	15KR093SD	Total Organic Carbon	Sediment	9/6/2015	19:30	1	4 oz glass jar	None	N	

**SAMPLES TRANSFERRED FROM**

**CHAIN OF CUSTODY #**

Special Instructions: TAL metals includes Hg  
 All samples for Brooks Rand (LL mercury, methylmercury, Hg SSE) have labels on outside of bag only.  
 All groundwater samples for TDS, dissolved Hg have been field filtered.

Items/Reason	Relinquished by (Signature and Organization)	Date/Time	Received by (Signature and Organization)	Date/Time	Sample Condition Upon Receipt
			<i>[Signature]</i> / TH-SEH	9/12/15 1110	

Test America, Kris Allen  
 5755 8th Street East  
 Tacoma, WA 98424  
 (253) 248-4970

CHAIN OF CUSTODY RECORD  
 Red Devil Mine 2015/AK  
 1001095.0002  
 Method of Shipment: FedEx Priority Overnight

No: 10-091115-121237-0007  
 E&E, Inc., Mark Longtine  
 720 Third St, Suite 1700  
 Seattle, WA 98104 (206) 624-9537

Lab #	Sample #	Analyses	Matrix	Collected	Sample Time	Numb Cont	Container	Preservative	Lab QC	Description
	15KR093SD	Toxicity - Hyalella Azteca (28 day)	Sediment	9/6/2015	19:30	1	1 gallon ziploc	None	N	
	15KR093SD	Methylmercury	Sediment	9/6/2015	19:30	1	8 oz HDPE jar	None	N	
	15KR093SD	Total TAL Metals	Sediment	9/6/2015	19:30	1	4 oz glass jar	None	N	
	15KR094SD	Total TAL Metals	Sediment	9/3/2015	11:00	1	4 oz glass jar	None	N	
	15KR094SD	Grain Size	Sediment	9/3/2015	11:00	1	16 oz glass jar	None	N	
	15KR094SD	Total Organic Carbon	Sediment	9/3/2015	11:00	1	4 oz glass jar	None	N	
	15KR095SD	Total TAL Metals	Sediment	9/3/2015	16:56	1	4 oz glass jar	None	N	
	15KR095SD	Grain Size	Sediment	9/3/2015	16:56	1	16 oz glass jar	None	N	
	15KR095SD	Total Organic Carbon	Sediment	9/3/2015	16:56	1	4 oz glass jar	None	N	
	15KR096SD	Methylmercury	Sediment	9/3/2015	17:40	1	8 oz HDPE jar	None	N	
	15KR096SD	Grain Size	Sediment	9/3/2015	17:40	1	16 oz glass jar	None	N	
	15KR096SD	Total Organic Carbon	Sediment	9/3/2015	17:40	1	4 oz glass jar	None	N	
	15KR096SD	Total TAL Metals	Sediment	9/3/2015	17:40	1	4 oz glass jar	None	N	
	15KR097SD	Methylmercury	Sediment	9/4/2015	14:35	3	8 oz HDPE jar	None	Y	MS/MSD
	15KR097SD	Total Organic Carbon	Sediment	9/4/2015	14:35	3	4 oz glass jar	None	Y	MS/MSD
	15KR097SD	Grain Size	Sediment	9/4/2015	14:35	1	16 oz glass jar	None	Y	
	15KR097SD	Total TAL Metals	Sediment	9/4/2015	14:35	3	4 oz glass jar	None	Y	MS/MSD
	15KR098SD	Methylmercury	Sediment	9/4/2015	10:40	1	8 oz HDPE jar	None	N	

Special Instructions: TAL metals includes Hg  
 All samples for Brooks Rand (LL mercury, methylmercury, Hg SSE) have labels on outside of bag only.  
 All groundwater samples for TDS, dissolved Hg have been field filtered.

SAMPLES TRANSFERRED FROM  
 CHAIN OF CUSTODY #

Items/Reason	Relinquished by (Signature and Organization)	Date/Time	Received by (Signature and Organization)	Date/Time	Sample Condition Upon Receipt
			<i>[Signature]</i> TASEH	9/12/15 04 1110	

Test America, Kris Allen  
 5755 8th Street East  
 Tacoma, WA 98424  
 (253) 248-4970

CHAIN OF CUSTODY RECORD  
 Red Devil Mine 2015/AK  
 1001095.0002  
 Method of Shipment: FedEx Priority Overnight

No: 10-091115-121237-0007  
 E&E, Inc., Mark Longtine  
 720 Third St, Suite 1700  
 Seattle, WA 98104 (206) 624-9537

Lab #	Sample #	Analyses	Matrix	Collected	Sample Time	Numb Cont	Container	Preservative	Lab QC	Description
	15KR098SD	Total Organic Carbon	Sediment	9/4/2015	10:40	1	4 oz glass jar	None	N	
	15KR098SD	Grain Size	Sediment	9/4/2015	10:40	1	16 oz glass	None	N	
	15KR098SD	Total TAL Metals	Sediment	9/4/2015	10:40	1	4 oz glass jar	None	N	
	15KR099SD	Total TAL Metals	Sediment	9/5/2015	10:50	1	4 oz glass jar	None	N	
	15KR099SD	Grain Size	Sediment	9/5/2015	10:50	1	16 oz glass	None	N	
	15KR099SD	Total Organic Carbon	Sediment	9/5/2015	10:50	1	4 oz glass jar	None	N	
	15KR099SD	Toxicity - Hyalella Azteca (28 day)	Sediment	9/5/2015	10:50	2	1 gallon ziploc	None	N	
	15KR100SD	Total TAL Metals	Sediment	9/4/2015	16:55	1	4 oz glass jar	None	N	
	15KR100SD	Methylmercury	Sediment	9/4/2015	16:55	1	8 oz HDPE jar	None	N	
	15KR100SD	Total Organic Carbon	Sediment	9/4/2015	16:55	1	4 oz glass jar	None	N	
	15KR100SD	Grain Size	Sediment	9/4/2015	16:55	1	16 oz glass	None	N	
	15KR101SD	Methylmercury	Sediment	9/4/2015	16:10	1	8 oz HDPE jar	None	N	
	15KR101SD	Total Organic Carbon	Sediment	9/4/2015	16:10	1	4 oz glass jar	None	N	
	15KR101SD	Total TAL Metals	Sediment	9/4/2015	16:10	1	4 oz glass jar	None	N	
	15KR101SD	Grain Size	Sediment	9/4/2015	16:10	1	16 oz glass	None	N	
	15KR102SD	Methylmercury	Sediment	9/5/2015	12:25	1	8 oz HDPE jar	None	N	
	15KR102SD	Grain Size	Sediment	9/5/2015	12:25	1	16 oz glass	None	N	
	15KR102SD	Total TAL Metals	Sediment	9/5/2015	12:25	1	4 oz glass jar	None	N	

Special Instructions: TAL metals includes Hg  
 All samples for Brooks Rand (LL mercury, methylmercury, Hg SSE) have labels on outside of bag only.  
 All groundwater samples for TDS, dissolved Hg have been field filtered.

SAMPLES TRANSFERRED FROM  
 CHAIN OF CUSTODY #

Items/Reason	Relinquished by (Signature and Organization)	Date/Time	Received by (Signature and Organization)	Date/Time	Sample Condition Upon Receipt
			<i>THASEL</i>	9/4/15 1110	

Test America, Kris Allen  
 5755 8th Street East  
 Tacoma, WA 98424  
 (253) 248-4970

CHAIN OF CUSTODY RECORD  
 Red Devil Mine 2015/AK  
 1001095.0002  
 Method of Shipment: FedEx Priority Overnight

No: 10-091115-121237-0007  
 E&E, Inc., Mark Longline  
 720 Third St, Suite 1700  
 Seattle, WA 98104 (206) 624-9537

Lab #	Sample #	Analyses	Matrix	Collected	Sample Time	Numb Cont	Container	Preservative	Lab QC	Description
	15KR102SD	Total Organic Carbon	Sediment*	9/5/2015	12:25	1	4 oz glass jar	None	N	
	15KR103SD	Total Organic Carbon	Sediment	9/5/2015	12:50	1	4 oz glass jar	None	N	
	15KR103SD	Total TAL Metals	Sediment	9/5/2015	12:50	1	4 oz glass jar	None	N	
	15KR103SD	Grain Size	Sediment	9/5/2015	12:50	1	16 oz glass	None	N	
	15KR104SD	Grain Size	Sediment	9/5/2015	12:10	1	16 oz glass	None	N	
	15KR104SD	Total Organic Carbon	Sediment	9/5/2015	12:10	1	4 oz glass jar	None	N	
	15KR104SD	Methylmercury	Sediment	9/5/2015	12:10	1	8 oz HDPE jar	None	N	
	15KR104SD	Total TAL Metals	Sediment	9/5/2015	12:10	1	4 oz glass jar	None	N	
	15KR105SD	Methylmercury	Sediment	9/5/2015	11:30	1	8 oz HDPE jar	None	N	
	15KR105SD	Total TAL Metals	Sediment	9/5/2015	11:30	1	4 oz glass jar	None	N	
	15KR105SD	Total Organic Carbon	Sediment	9/5/2015	11:30	1	4 oz glass jar	None	N	
	15KR105SD	Grain Size	Sediment	9/5/2015	11:30	1	16 oz glass	None	N	
	15KR106SD	Total TAL Metals	Sediment	9/4/2015	11:11	1	4 oz glass jar	None	N	
	15KR107SD	Total TAL Metals	Sediment	9/4/2015	11:25	1	4 oz glass jar	None	N	
	15KR108SD	Total TAL Metals	Sediment	9/4/2015	11:40	1	4 oz glass jar	None	N	
	15KR109SD	Total TAL Metals	Sediment	9/4/2015	12:00	1	4 oz glass jar	None	N	
	15KR200SD	Methylmercury	Sediment	9/4/2015	10:50	1	8 oz HDPE jar	None	N	
	15KR200SD	Total Organic Carbon	Sediment	9/4/2015	10:50	1	4 oz glass jar	None	N	
	15KR200SD	Total TAL Metals	Sediment	9/4/2015	10:50	1	4 oz glass jar	None	N	

Special Instructions: TAL metals includes Hg

All samples for Brooks Rand (LL mercury, methylmercury, Hg SSE) have labels on outside of bag only.

All groundwater samples for TDS, dissolved Hg have been field filtered.

SAMPLES TRANSFERRED FROM  
 CHAIN OF CUSTODY #

Items/Reason	Relinquished by (Signature and Organization)	Date/Time	Received by (Signature and Organization)	Date/Time	Sample Condition Upon Receipt
			<i>TH-SEH</i>	9/12/15 1110	





# Login Sample Receipt Checklist

Client: Ecology and Environment, Inc.

Job Number: 580-53253-3

**Login Number: 53253**  
**List Number: 1**  
**Creator: Pilch, Andrew C**

**List Source: TestAmerica Seattle**

Question	Answer	Comment
Radioactivity wasn't checked or is </= background as measured by a survey meter.	N/A	
The cooler's custody seal, if present, is intact.	True	
Sample custody seals, if present, are intact.	True	
The cooler or samples do not appear to have been compromised or tampered with.	True	
Samples were received on ice.	True	
Cooler Temperature is acceptable.	True	
Cooler Temperature is recorded.	True	
COC is present.	True	
COC is filled out in ink and legible.	True	
COC is filled out with all pertinent information.	True	
Is the Field Sampler's name present on COC?	True	
There are no discrepancies between the containers received and the COC.	False	Refer to Job Narrative for details.
Samples are received within Holding Time.	True	
Sample containers have legible labels.	True	
Containers are not broken or leaking.	True	
Sample collection date/times are provided.	True	
Appropriate sample containers are used.	True	
Sample bottles are completely filled.	True	
Sample Preservation Verified.	True	
There is sufficient vol. for all requested analyses, incl. any requested MS/MSDs	True	
Containers requiring zero headspace have no headspace or bubble is <6mm (1/4").	True	
Multiphasic samples are not present.	N/A	
Samples do not require splitting or compositing.	N/A	
Residual Chlorine Checked.	N/A	