




Campbell Creek Science Center

The Beaver & The Fox: An Adaptations Play

Have you ever wondered how beavers are able to cut down trees or swim through the water? Find out in this fun art-and-theatre activity about beavers.

Directions

- Prepare to perform a play.
 - Make beaver and fox costumes out of cardboard, following the stencils on pages 4-7.
 - Decorate the costumes using paint, markers, or crayons.
 - Attach string to the holes on the sides of the masks so you can secure it to your head.
 - Attach string to the beaver tail and feet to tie around your waist and ankles.
 - Optional:* Create some scenery for the play.
- Assign roles for the **three characters** in the play:



Beaver



Narrator



Fox

Note: If you don't have three people, you can play all the roles and switch between masks.

- Read through the script and act out the play using your costumes.

Materials

- Cardboard
- Scissors
- Colored markers, paints, or crayons
- String

Questions

- What adaptations do beavers have to help them swim?
- How do beavers use their teeth?
- Where would you look for beavers? What evidence of beavers can you find where you live?






Campbell Creek Science Center

The Beaver & The Fox Play

Scene: A pond in Alaska



Narrator: On a warm spring evening, Beaver is swimming around a pond thinking about all the yummy new green leaves available to eat. It hums happily as it crosses the pond. Fox creeps up to the shore of the pond and watches Beaver swim. Suddenly Beaver notices Fox.



NPS Photo

Beaver: *(Startled, Beaver slaps its tail loudly on the water as a warning.)* Hey, what are you doing over there Fox?

Fox: *(Slightly nervous)* Oh hi, Beaver. I was just getting a drink of water...and admiring how fast you can swim.

Beaver: Oooh, you noticed? I've been told it looks effortless. My tail helps. And have you seen my nice webbed feet?



NPS Photo

Narrator: Beaver holds up its back feet to show them off to Fox.

Fox: Oh my Beaver, I can see that those *would* help you swim fast. But Beaver, I can't see you very well from so far away. Please swim a little closer so I can admire you more.



Narrator: Beaver swims a little closer and smiles proudly at Fox.

Fox: Oh my Beaver, what beautiful big front teeth you have! What ever do you use them for?



NPS Photo

Beaver: Why, I cut down trees using only my teeth. They're so strong I can chomp through small trees in one bite.

Fox: Oh my Beaver, that is an amazing talent! But Beaver, everyone says your fur is so soft and thick. Can you swim a little closer, so I can feel your fur?



NPS Photo



sciencecenter@blm.gov
blm.gov/CCSC | @BLMCCSC
5600 Science Center Drive
Anchorage, AK 99507





Campbell Creek Science Center

Narrator: Beaver is so happy with all the nice things Fox is saying, that it forgets foxes will eat beavers if they can. Beaver swims close enough for Fox to touch its fur. Just as Beaver gets within reach, Fox leaps out into the water to grab Beaver. Beaver panics.



NPS Photo

Beaver: *(Slapping its tail and struggling to get away)* Ahhhhh! What are you doing Fox? You have tricked me!

Fox: I am sorry Beaver, but I am so hungry. I have not eaten in days.

Beaver: I thought we were becoming friends.

Fox: Me too, but you are so plump it makes me want to eat you.



NPS Photo

Narrator: In a panic, Beaver dives underwater. Fox doggy paddles at the surface of the water wondering where Beaver went.

Fox: Oh Beaver, come back. I can't swim underwater like you can and I am so hungry.



NPS Photo

Narrator: Beavers can hold their breath for 15 minutes underwater. This is more than enough time for Beaver to swim across the pond to the safety of its lodge. As Beaver nears the stick and mud structure, it pops up for air and to see where Fox is.

Beaver: *(Yelling at the fox)* Oh Fox, you almost got me! But you forgot what a good swimmer I am and how strong my lungs are. Now, go find yourself an easier meal to catch and come back only when you're not so hungry. GOODBYE!



NPS Photo

Fox: *(Waving goodbye)* You are right, Beaver. You are more water-adapted than I am. I will go find my dinner somewhere else...today. Goodbye!



NPS Photo

Narrator: And with that, Fox slipped off into the forest and Beaver swam away to find some of those fresh leaves it had been thinking about earlier.






Campbell Creek Science Center

Costumes

Use the stencils on the following four pages to create costumes for the play. Print them off or hold a piece of paper to the computer screen and trace each one. Then use the stencils to cut out pieces of cardboard.


Beaver Mask



Masks: Cut out the face, eye holes, and small holes on the side of the face. Attach string to the small holes in order to secure the mask around your head. Color the masks based on the colors of each animal.



sciencecenter@blm.gov
blm.gov/CCSC | @BLMCCSC
5600 Science Center Drive
Anchorage, AK 99507






U.S. Department of the Interior
Bureau of Land Management



Campbell Creek Science Center

Fox Mask

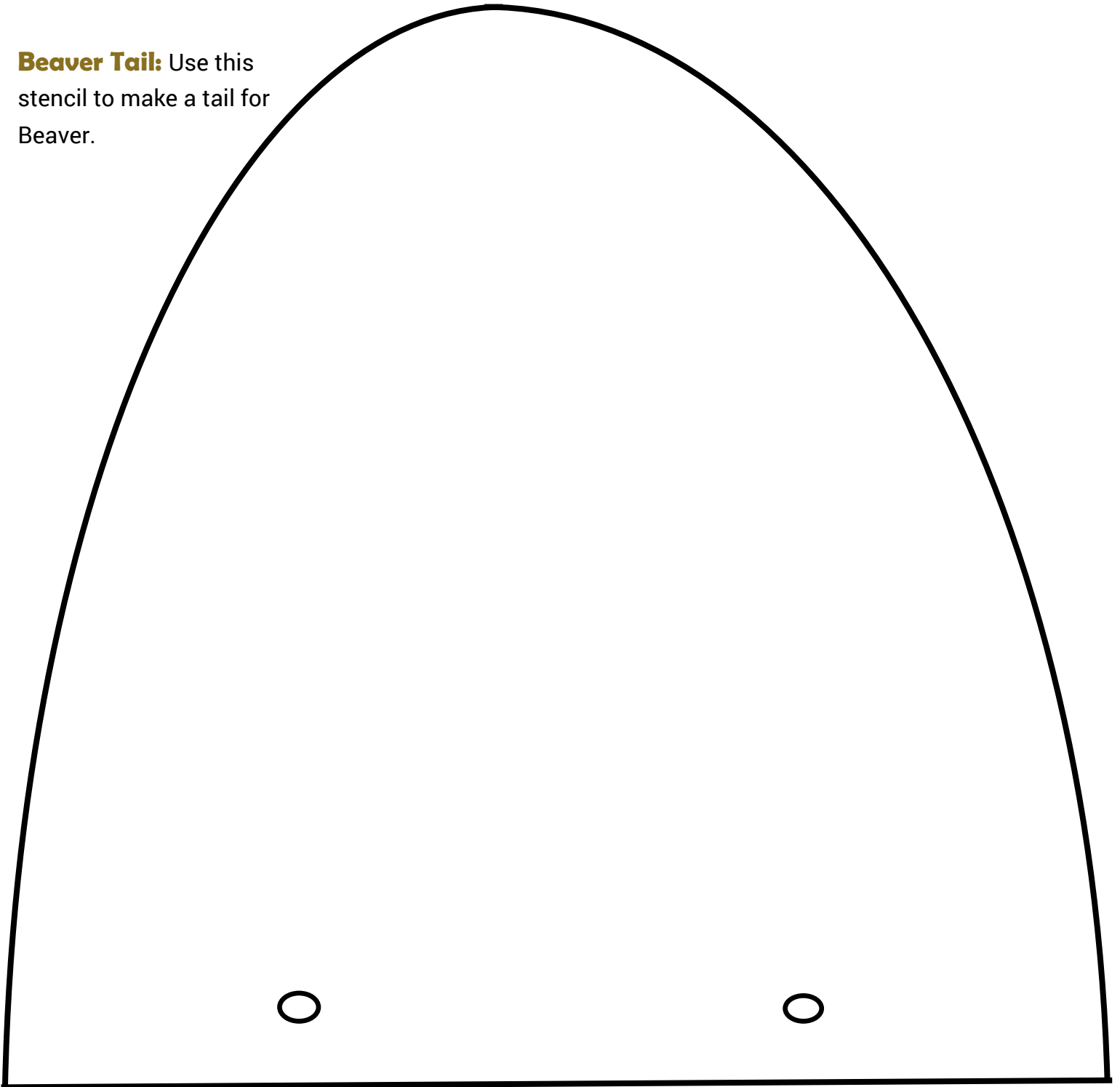


sciencecenter@blm.gov
blm.gov/CGSC | @BLMCCSC
5600 Science Center Drive
Anchorage, AK 99507



Campbell Creek Science Center

Beaver Tail: Use this stencil to make a tail for Beaver.



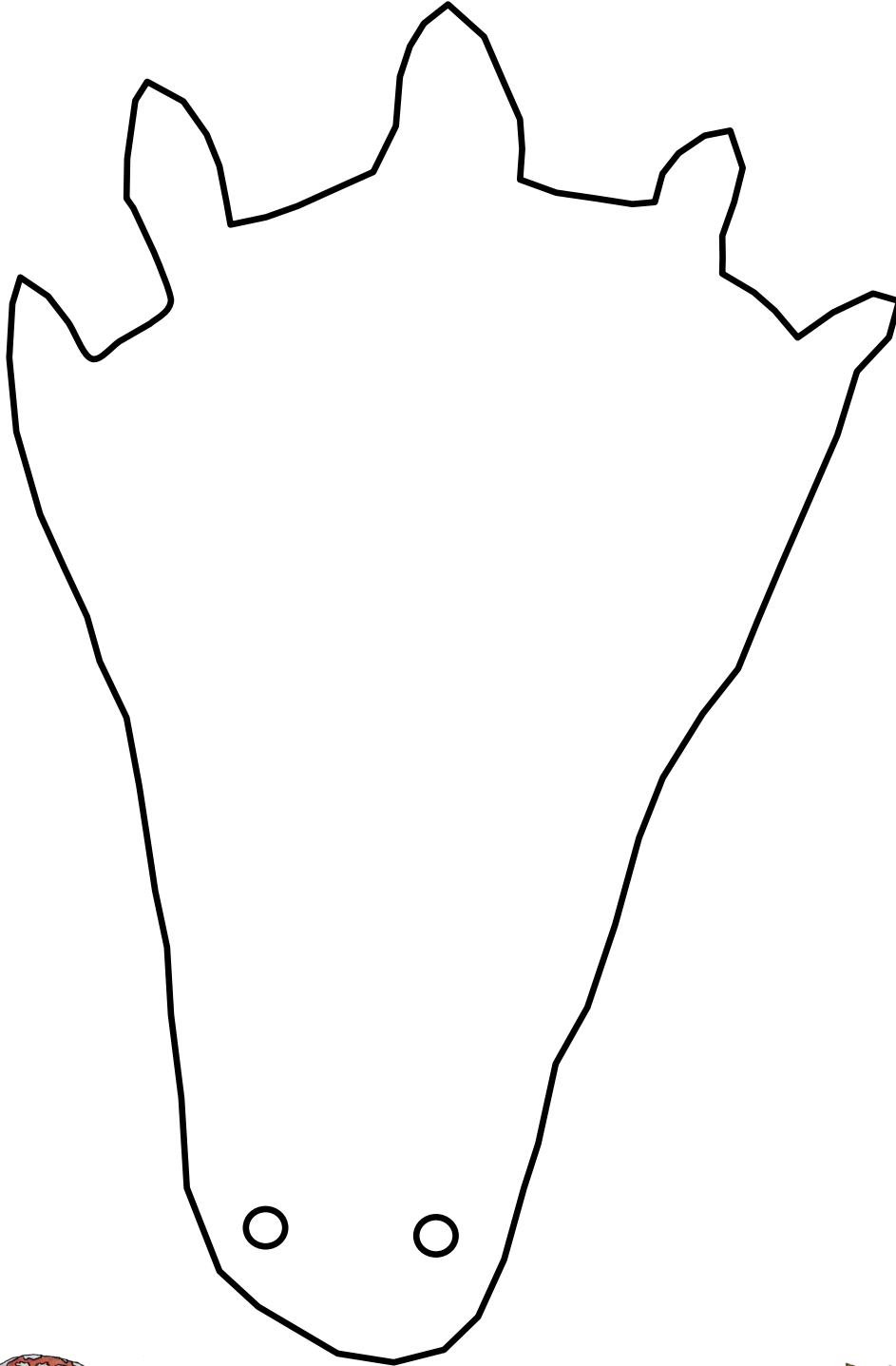


U.S. Department of the Interior
Bureau of Land Management



Campbell Creek Science Center

Beaver Hind Feet: Use this stencil to make **two** hind webbed feet for Beaver.



sciencecenter@blm.gov
blm.gov/CCSC | @BLMCCSC
5600 Science Center Drive
Anchorage, AK 99507

